

EXHIBIT T-1

SHAKER HEIGHTS CITY SCHOOL DISTRICT

OFFICE OF THE TREASURER
15600 Parkland Drive
Shaker Heights, Ohio 44120
(216) 295-4316

Bryan C. Christman
Treasurer

FINANCIAL STATEMENTS FEBRUARY 2023

INDEX

<u>SECTION #</u>	<u>SECTION NAME</u>
1.	FINANCIAL AND MISCELLANEOUS BRIEFS
2.	CHARTS
3.	CONSOLIDATED INVESTMENT PORTFOLIO
4.	FINANCIAL STATEMENTS
5.	FINANCIAL REPORT BY BANK
6.	FINANCIAL REPORT BY FUND
7.	REVENUE ACCOUNT SUMMARY
8.	BUDGET ACCOUNT SUMMARY
9.	SUMMARY CHECK REGISTER – ALL CHECKS
10.	BOND ISSUE EXPENDITURE SUMMARY

1. FINANCIAL AND MISCELLANEOUS BRIEFS

**SHAKER HEIGHTS BOARD OF EDUCATION
SHAKER HEIGHTS, OHIO**

March 10, 2023

TO: Members, Shaker Heights Board of Education

FROM: Bryan C. Christman, Treasurer

SUBJECT: Financial and Miscellaneous Briefs

I. FEBRUARY 2023 FINANCIAL OVERVIEW

The revenue activity for the month and for the fiscal year-to-date February 2023 has been similar to the same reporting period for the prior year with the following exceptions:

- **Real Estate Taxes (RET)** were \$1.4 million or 2.3% less than prior YTD due to slightly smaller tax advances and settlements received in July & August of this fiscal year as compared to the prior fiscal year combined with \$0.9 million smaller tax advances received in January & February this year vs last; but \$103,104 above budget as projected through the end of the fiscal year.
- **Public Utility Personal Property Taxes (PUPPT)** were \$88,618 or 5.7% more than prior YTD; but only \$11,015 above budget as projected through the end of the fiscal year.
- **Investment Earnings**, which were \$499,757 or 156.3% more than prior year, due to the increasing yield on our portfolio as the interest rates continue to rise in response to the Federal Reserve aggressive rate increase actions; but only \$75,000 above budget as projected through the end of the fiscal year.
- **Other Local Revenues** were \$116,880 or 7.2% more than prior year which is primarily due to \$89,092 higher prescription drug rebates, \$40,148 higher tuition payments, and \$20,576 higher rentals this FYTD vs the prior year, combined with a Forfeited Land Sale proceeds distribution payment of \$55,361 from the County received in November 2022, partially offset by \$92,394 less property tax valuation settlement payments this FYTD vs the prior year; and \$150,000 above budget as projected through the end of the fiscal year;
- **State Foundation (SF)** revenues were \$0.9 million or 7.9% less than prior year, due to the initial large “catch-up” Ohio Fair School Funding payment received in January 2022 for the general funding portions of the State Foundation payments under the new funding plan; but are \$255,000 above budget as projected through the end of the fiscal year. Fiscal 2023 is the second year under the new State biennial budget’s Ohio Fair School Funding plan.
- **Homestead Exemption & Rollback (HERB)** revenues are \$7,767 less than prior year, and \$8,000 below budget as projected through the end of the fiscal year.
- **Other State Revenues** were \$280,967 or 21.6% less than prior year, due to the initial large “catch-up” Ohio Fair School Funding payment received in January 2022 for the restricted portions of the State Foundation payments under the new funding plan. The categories include Student Wellness & Success Funds, English Language Learners, Career Tech Education, Gifted Supplement, and the Disadvantaged Pupil Impact Aid; but only \$57,000 below budget as projected through the end of the fiscal year; and
- **Federal Receipts** were \$350,192 more this fiscal YTD than last due to the receipt in November 2022 of the final settlement of the Fiscal 2020 Medicaid cost reimbursement report, which was delayed from June 2022; but only \$13,000 above budget as projected through the end of the fiscal year.

Total Revenues were \$1.5 million or 1.9% less than prior year due primarily to \$0.9 million decrease in Real Estate Tax advances received in January & February this year combined with a \$0.9 million decrease in State Foundation and a \$0.3 million decrease in Other State revenues due to large “catch-up” Fair School Funding payment received in January 2022, partially offset by increases in Investment Earnings, Other Local, and Federal revenues; but are **\$0.5 million or 0.53% above budget** (excluding timing differences) as projected through the end of the fiscal year. **Total Expenditures** were \$3.8 million or 5.8% more than prior YTD due to routine cost increases including salary adjustments due to steps, combined with timing differences in some of the various expense categories; but only **\$0.4 million or 0.38% above budget** as projected through the end of the fiscal year. The bottom-line combined revenue and expenditure budget variance as projected through the end of the fiscal year amounts to a **\$0.15 million net favorable variance**, within budget expectations at this time.

II. FEBRUARY 2023 FINANCIAL DETAIL REVIEW

A. GENERAL FUND (As of February 28, 2023)

REVENUE

1. **Real Estate & Public Utility Personal Taxes:**

- \$1.4 million or 2.3% less Real Estate Taxes (RET) than prior YTD; and
- \$88,618 or 5.7% more Public Utility Personal Property Taxes (PUPPT) than prior YTD;
- Variance from prior year due to slightly smaller tax advances and settlements received in July & August of this fiscal year as compared to the prior fiscal year combined with \$0.9 million smaller tax advances received in January & February of this year vs last;
- 91.6% of estimated amount of RET received this year vs. 97.0% last year; and
- 40.5% of estimated amount of PUPPT received this year vs. 41.5% last year;
- \$0.1 million or 0.2% below budget YTD for RET; but
- \$103,104 above budget as projected through the end of the fiscal year;
- \$11,015 or 0.7% above budget YTD for PUPPT; and
- \$11,015 above budget as projected through the end of the fiscal year.

2. **Investment Earnings:**

- \$819,496 received this year;
- \$499,757 or 156.3% more than prior year;
- Increase due to the increasing yield on our portfolio as the interest rates continue to rise in response to the Federal Reserve aggressive rate increase actions.
- 77.9% of estimated amount received this year vs. 49.9% last year;
- \$127,761 or 18.5% above budget for YTD; but only
- \$75,000 above budget as projected through the end of the fiscal year.
- Cash-basis interest income varies month-to-month and year-to-year due to the varying maturity dates of the investment portfolio;
- At its July 27, 2022 meeting, the Federal Reserve’s Federal Open Market Committee (Committee or FOMC) decided to raise the target range for the federal funds rate to 2-1/4 to 2-1/2 percent and anticipates that ongoing increases in the target range will be appropriate. In addition, the Committee will continue reducing its holdings of Treasury securities and agency debt and agency mortgage-backed securities, as described in the

Plans for Reducing the Size of the Federal Reserve's Balance Sheet that were issued in May. The Committee is strongly committed to returning inflation to its 2 percent objective.

- At its September 21, 2022 meeting, the Committee decided to raise the target range for the federal funds rate to 3 to 3-1/4 percent and anticipates that ongoing increases in the target range will be appropriate. In addition, the Committee will continue reducing its holdings of Treasury securities and agency debt and agency mortgage-backed securities, as described in the Plans for Reducing the Size of the Federal Reserve's Balance Sheet that were issued in May. The Committee is strongly committed to returning inflation to its 2 percent objective.
- At its November 2, 2022 meeting, the Committee decided to raise the target range for the federal funds rate to 3-3/4 to 4 percent and anticipates that ongoing increases in the target range will be appropriate in order to attain a stance of monetary policy that is sufficiently restrictive to return inflation to 2 percent over time. In addition, the Committee will continue reducing its holdings of Treasury securities and agency debt and agency mortgage-backed securities, as described in the Plans for Reducing the Size of the Federal Reserve's Balance Sheet that were issued in May. The Committee is strongly committed to returning inflation to its 2 percent objective.
- At its December 14, 2022 meeting, the Committee decided to raise the target range for the federal funds rate to 4-1/4 to 4-1/2 percent. The Committee anticipates that ongoing increases in the target range will be appropriate in order to attain a stance of monetary policy that is sufficiently restrictive to return inflation to 2 percent over time. In determining the pace of future increases in the target range, the Committee will take into account the cumulative tightening of monetary policy, the lags with which monetary policy affects economic activity and inflation, and economic and financial developments. In addition, the Committee will continue reducing its holdings of Treasury securities and agency debt and agency mortgage-backed securities, as described in the Plans for Reducing the Size of the Federal Reserve's Balance Sheet that were issued in May. The Committee is strongly committed to returning inflation to its 2 percent objective.
- **At its February 1, 2023 meeting, the Committee decided to raise the target range for the federal funds rate to 4-1/2 to 4-3/4 percent. The Committee anticipates that ongoing increases in the target range will be appropriate in order to attain a stance of monetary policy that is sufficiently restrictive to return inflation to 2 percent over time. In determining the extent of future increases in the target range, the Committee will take into account the cumulative tightening of monetary policy, the lags with which monetary policy affects economic activity and inflation, and economic and financial developments. In addition, the Committee will continue reducing its holdings of Treasury securities and agency debt and agency mortgage-backed securities, as described in its previously announced plans. The Committee is strongly committed to returning inflation to its 2 percent objective.**

We continue to monitor all aspects of our portfolio and the interest rate markets, in consultation with our investment advisor, the RedTree Investment Group.

Market Updates for February include:

- February saw interest rates increase as inflation metrics rose again, breaking the recent trend.
- The Federal Reserve is expected to raise rates in March and again multiple times in 2023.
- Overall, the economy is on shaky footing as certain industries are starting to feel the pain of higher rates.

Operating Portfolio activity summary comments for this month include:

- February focused on liquidity positions for future withdrawal needs, average investment rates were over 5.00%.
- There is ample liquidity built into the portfolio to meet any withdrawal needs.

3. Other Local Revenue:

- \$116,880 or 7.2% more than prior year which is primarily due to \$89,092 higher prescription drug rebates, \$40,148 higher tuition payments, and \$20,576 higher rentals this FYTD vs the prior year, combined with a Forfeited Land Sale proceeds distribution payment of \$55,361 from the County received in November 2022, partially offset by \$92,394 less property tax valuation settlement payments this FYTD vs the prior year;
- 62.2% of estimated amount received this year vs. 63.3% last year;
- \$460,994 or 36.0% above budget for YTD; but only
- \$150,000 above budget as projected through the end of the fiscal year.

4. State Foundation:

- \$0.9 million or 7.9% less than prior year, due to the initial large “catch-up” Ohio Fair School Funding payment received in January 2022 for the general funding portions of the State Foundation payments under the new funding plan.
- Fiscal 2023 is the second year under the new State biennial budget’s Ohio Fair School Funding plan;
- Normally, State Foundation payments are merely estimates until the ADM counts are finalized and adjusted starting in January.
- 67.9% of estimated amount received this year vs. 68.2% last year;
- \$182,597 or 1.8% above budget for YTD; and
- \$255,000 above budget as projected through the end of the fiscal year.

5. Homestead Exemption & Rollback (HERB):

- \$7,767 or 0.2% less than prior year;
- 50.0% of estimated amount received this year vs. 50.0% last year;
- \$7,767 or 0.2% below budget for YTD; and
- \$8,000 below budget as projected through the end of the fiscal year.

6. Other State Revenue:

- \$280,967 or 21.6% less than prior year, due to the initial large “catch-up” Ohio Fair School Funding payment received in January 2022 for the restricted portions of the State Foundation payments under the new funding plan. The categories include Student Wellness & Success Funds, English Language Learners, Career Tech Education, Gifted Supplement, and the Disadvantaged Pupil Impact Aid.
- 39.9% of estimated amount received this year vs. 95.2% last year;
- \$38,085 or 3.6% below budget for YTD; but
- \$57,000 below budget as projected through the end of the fiscal year.

7. Federal Receipts:

- \$350,192 more receipts this fiscal YTD than last due to the receipt in November 2022 of the final settlement of the Fiscal 2020 Medicaid cost reimbursement report, which was delayed from June 2022.
- 47.0% of estimated amount received this year vs. 11.6% last year;
- \$24,215 or 5.8% below budget for YTD; but
- \$13,000 above budget as projected through the end of the fiscal year.

8. Total Revenue:

- \$1.5 million or 1.9% less than prior year;
- Variance due primarily to \$0.9 million decrease in Real Estate Tax advances received in January & February this year combined with a \$0.9 million decrease in State Foundation and a \$0.3 million decrease in Other State revenues due to large “catch-up” Fair School Funding payment received in January 2022, partially offset by increases in Investment Earnings, Other Local, and Federal revenues.
- 79.9% of estimated amount received this year vs. 84.4% last year;
- \$0.6 million or 0.7% above budget for YTD, and
- \$0.5 million or 0.53% above budget (excluding timing differences) as projected through the end of the fiscal year.

EXPENDITURES

9. Salaries & Wages:

- Payrolls averaged \$2,562,425 YTD this year vs. \$2,478,534 for prior YTD, for a 3.4% increase from last year’s payrolls for the same number of year-to-date pay dates;
- Excluding sick leave severance payments, increase of 3.8% from prior year;
- Overall change reflects cumulative effect of contractual and step increases, retirements and replacements that went into effect over the last 12 months as well as timing of supplemental contract payments;
- YTD total salaries and wages (including severance payments) are \$1.5 million or 3.9% above prior year, different from above % due to timing of grant fund chargebacks;
- Total salaries charged to the ESSER’s Fund 507 amount to \$182,356 for February and \$1,397,969 this FYTD;
- \$114,245 or 0.3% below budget for YTD; but only
- \$50,000 below budget as projected through the end of the fiscal year.
- Variance due to reasons listed above and below;
- Classified overtime paid in February 2023 was \$18,452 more than February 2022, while the cumulative YTD payments totaled \$246,702 more than the prior YTD;
- Classified temporary wages this YTD are \$17,168 less than last YTD, while certified temporary wages this YTD are \$7,323 more than prior YTD, for a combined net \$24,491 less this YTD;
- Sick leave severance payments decreased by \$134,692 or 21.5% to \$492,529 through this YTD from \$627,221 for prior YTD;
- Amount and timing of such payments vary from year to year depending on number of retirements.

10. Fringe Benefits:

- \$965,055 or 7.3% more than prior YTD, primarily due to health insurance increases;
- \$15,473 or 0.1% above budget for YTD; but
- \$122,200 above budget as projected through the end of the fiscal year.

11. Purchased Services:

- \$1.3 million or 18.6% more than prior YTD, including \$30,936 less for utilities, \$138,218 less for out-of-district tuition, \$488,398 more for pupil transportation, \$242,272 more for repairs & maintenance, and \$773,558 more for all other purchased services.
- \$1.0 million or 13.2% above budget for YTD; but only
- \$0.5 million above budget as projected through the end of the fiscal year.

12. Textbooks, Materials & Supplies:

- \$362,289 or 16.0% more than prior YTD;
- \$231,191 or 9.7% above budget for YTD; but only
- \$125,000 above budget as projected through the end of the fiscal year.

13. Capital Outlay:

- \$558,438 or 39.5% less than prior YTD;
- \$624,263 or 42.2% below budget for YTD; but only
- \$350,000 below budget as projected through the end of the year.

14. Other Expenses:

- \$105,307 or 8.3% more than prior YTD;
- \$60,678 or 4.6% above budget for YTD; but
- \$-0- above budget as projected through the end of the fiscal year.

15. Transfers & Advances Out:

- \$15,000 or 6.4% more than prior YTD;
- \$5,000 or 2.0% below budget for YTD; and
- \$5,000 below budget as projected through the end of the fiscal year.

16. Total Expenditures:

- \$3.8 million or 5.8% more than prior YTD;
- Variance due to routine cost increases including salary adjustments due to steps, combined with timing differences in some of the various expense categories;
- \$0.6 million or 0.8% above budget for YTD; but only
- \$0.4 million or 0.38% above budget as projected through the end of the fiscal year.
- Outstanding Encumbrances current month-end total of \$13.3 million, which includes \$4.0 million for Professional & Technical Services, \$1.3 million for Repairs & Maintenance, \$0.7million for utilities, \$1.7 million for out-of-district tuition, \$0.6 million for Pupil Transportation; \$2.9 million for Textbooks, Materials & Supplies; \$1.3 million for Capital Outlay; and \$0.2 million for Other Expenses, total \$0.5 million more than prior year, primarily due to timing of encumbrances and payments.
- Encumbrance variance primarily attributable to \$0.8 million increase in Professional & Technical Services; \$0.09 million increase in Repairs & Maintenance; \$0.3 million decrease in Utilities; \$0.07 million decrease in Out-of-District Tuition; \$0.2 million increase in Pupil Transportation; \$0.5 million decrease in Textbooks, Materials & Supplies; \$0.3 million increase in Capital Outlay; and \$0.05 million increase in Other Expenses.

B. CASH BALANCES

- 1. Cash Balance:** Cash balance reflects a decrease of \$0.5 million from that of one year ago. This is due to the \$4.7 million higher beginning of year balance,

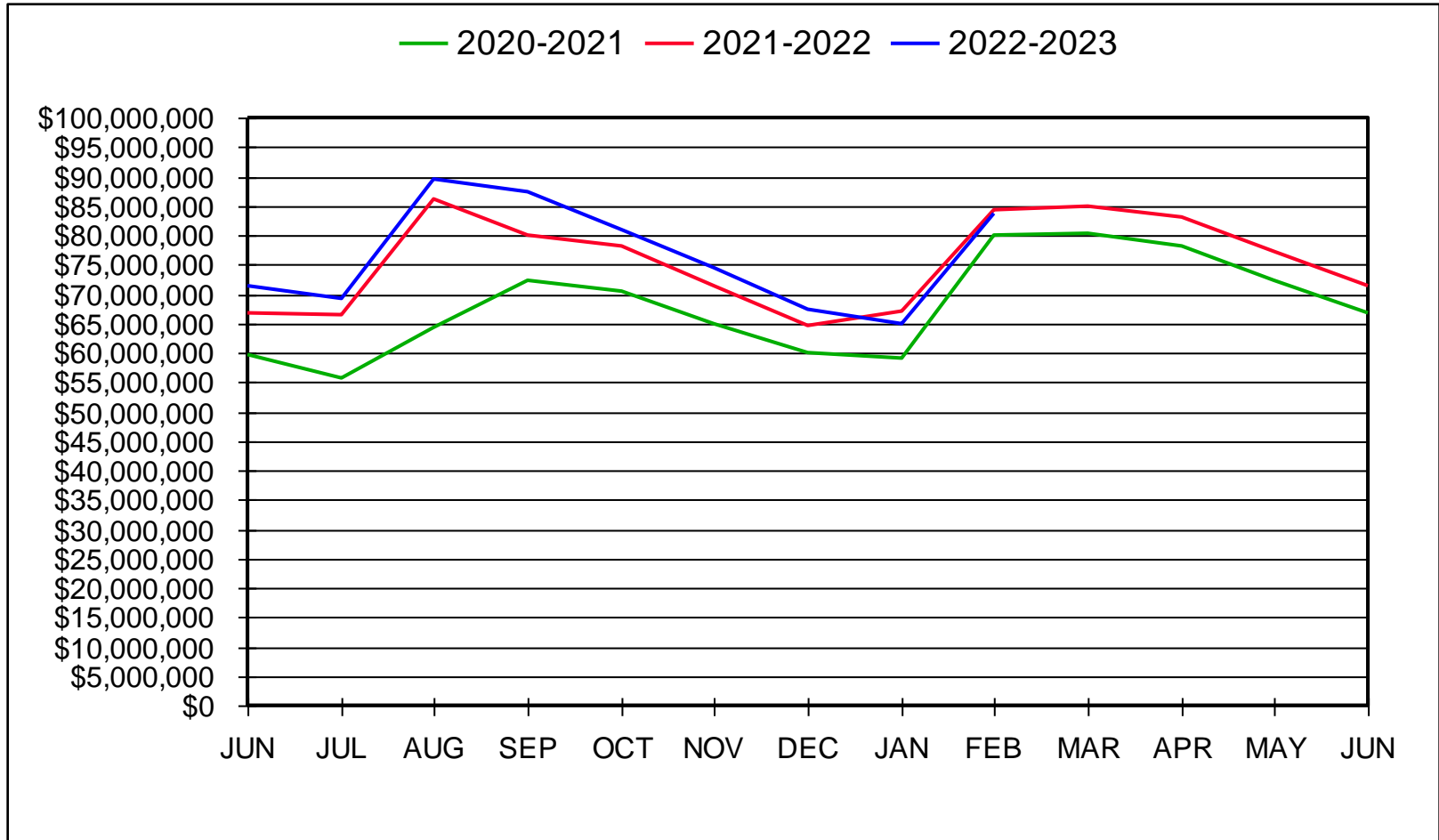
decreased by the \$5.2 million smaller excess of revenues over expenditures (or surplus) for the current YTD vs. the prior YTD.

- 2. Cash Deficits - Grant Funds:** The following cash deficits are due to a delay in the receipt of state or federal fund cash requests from the State: Fund 507 - \$231,417; Fund 516 - \$119,257; Fund 551 - \$850; Fund 572 - \$128,099; Fund 584 - \$598; Fund 587 - \$1,974; and Fund 590 - \$18,711.

C. OTHER ITEMS-no items

2. CHARTS

SHAKER HEIGHTS CITY SCHOOL DISTRICT GENERAL FUND CASH BALANCE



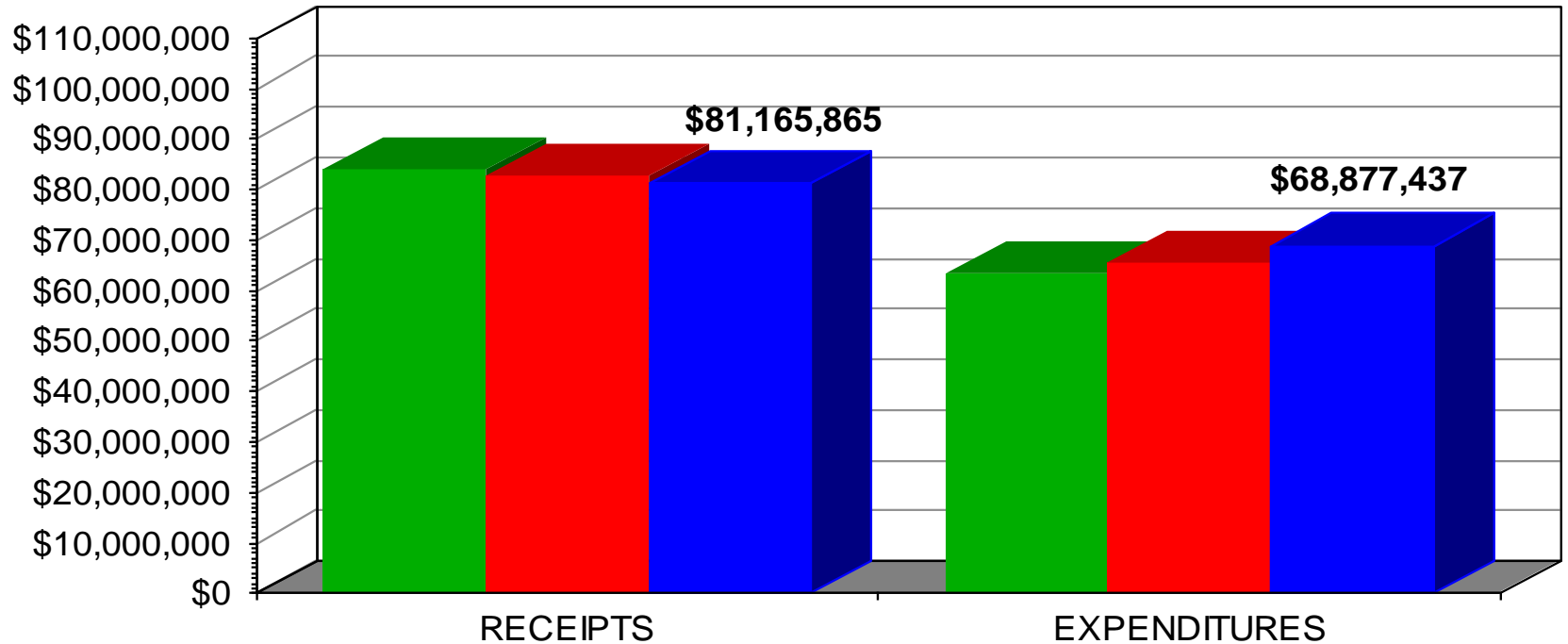
February 28, 2023

SHAKER HEIGHTS CITY SCHOOL DISTRICT

GENERAL FUND

(Fiscal Year to Date)

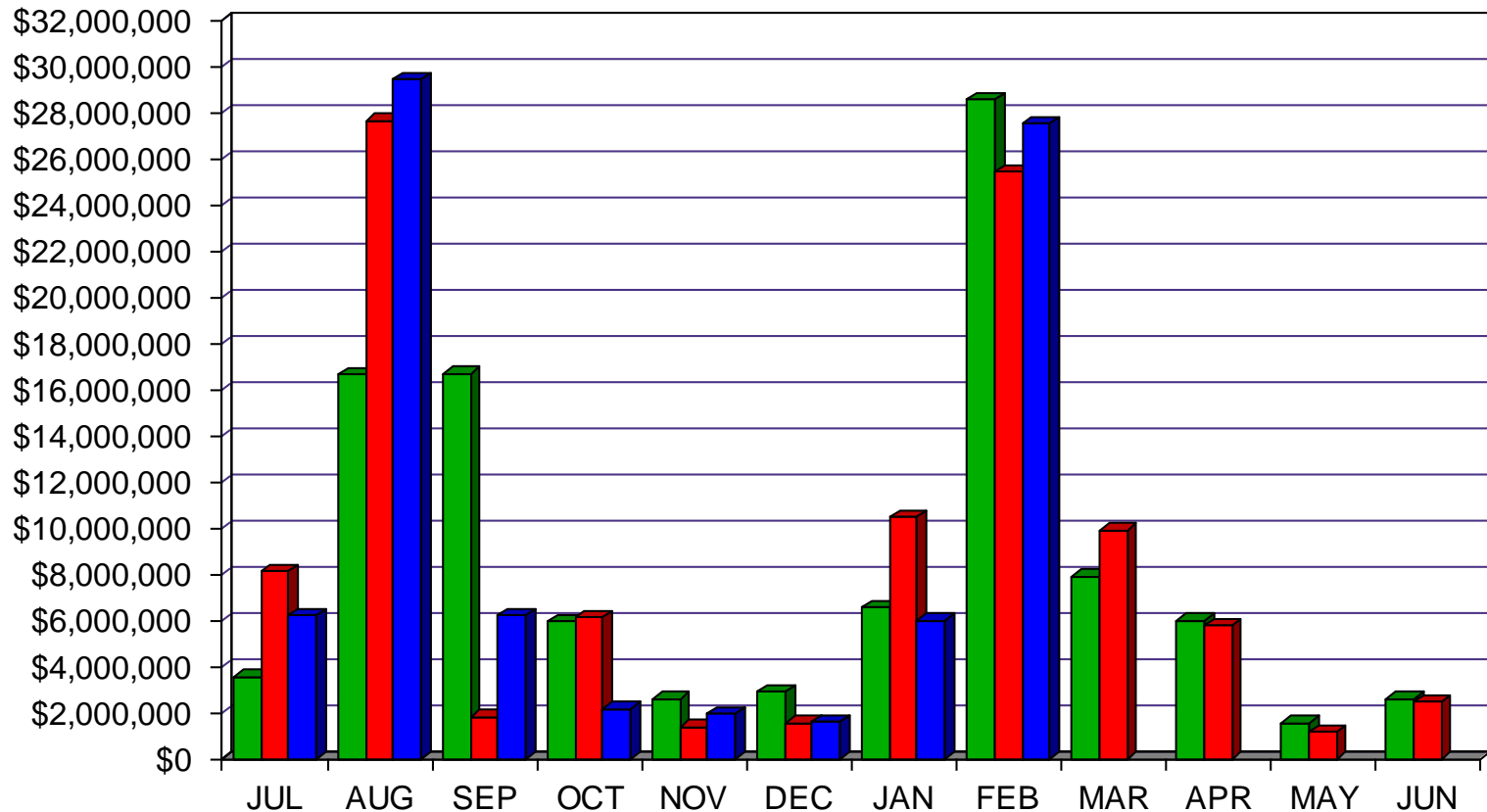
■ 2020-2021 ■ 2021-2022 ■ 2022-2023



February 28, 2023

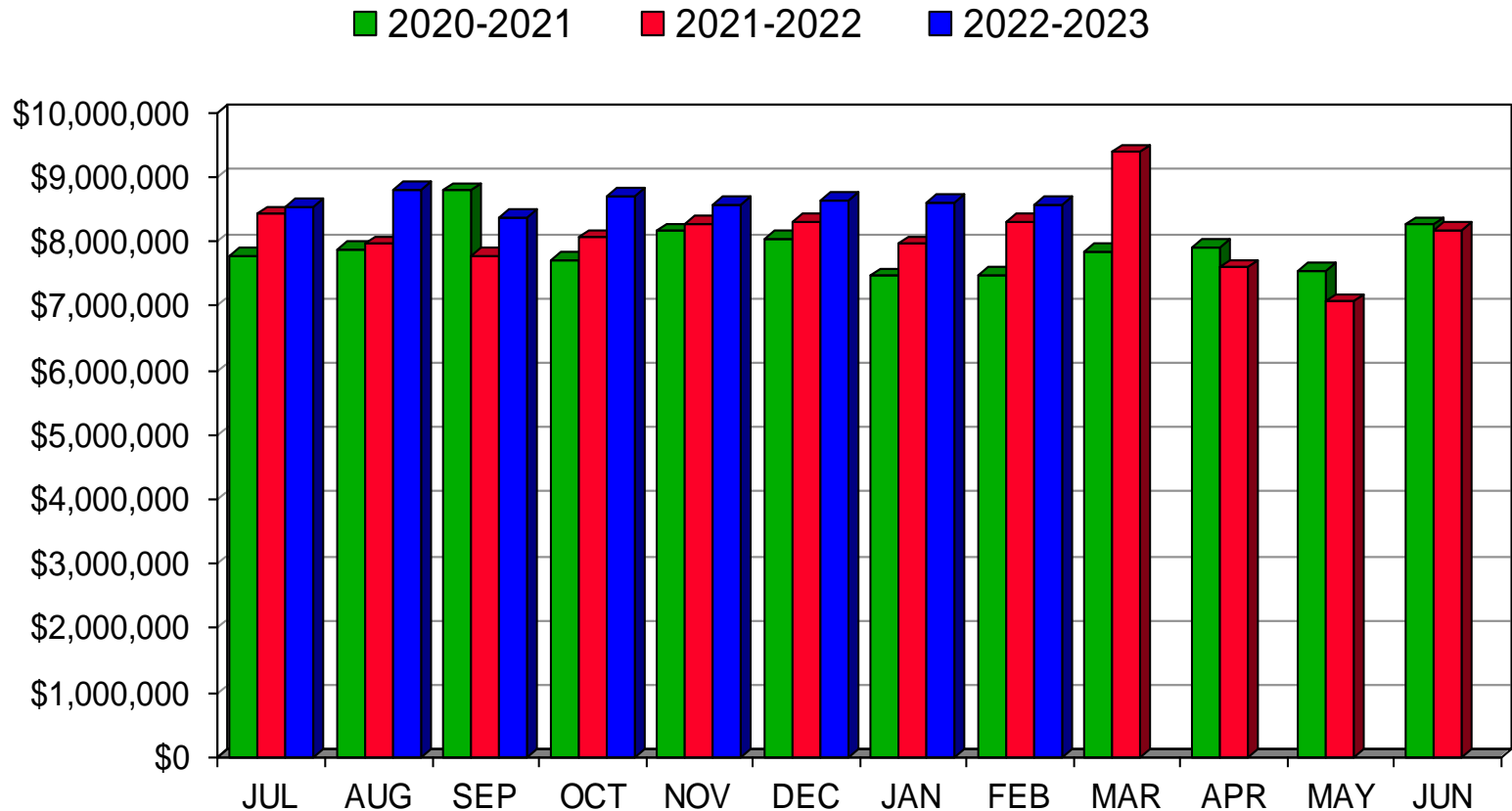
SHAKER HEIGHTS CITY SCHOOL DISTRICT GENERAL FUND RECEIPTS

■ 2020-2021 ■ 2021-2022 ■ 2022-2023



February 28, 2023

SHAKER HEIGHTS CITY SCHOOL DISTRICT GENERAL FUND EXPENDITURES



February 28, 2023

3. CONSOLIDATED INVESTMENT PORTFOLIO



	Total Investments	Average Yield	Average Maturity
RedTree Investment Account - Operations:			
U.S. Government Agency Notes	\$ 35,828,439.15	1.45%	1.82 yrs
Commercial Paper	\$ 21,285,540.13	4.31%	0.29 yrs
Certificates of Deposit	\$ 10,875,417.75	2.64%	1.26 yrs
Variable Rate U.S. Agency Notes	\$ 530,000.00	1.09%	2.93 yrs
U.S Treasury Notes	\$ 11,752,598.83	1.69%	1.19 yrs
Municipal Bonds	\$ 4,755,961.45	1.35%	1.58 yrs
Money Market Fund	\$ 11,484.91	4.44%	1 day
Total Portfolio	\$ 85,039,442.21	2.38%	1.25 yrs
Cash			
Star Ohio - General	\$ 12,167,855.10	4.81%	1 day
Huntington Operating	\$ 3,701,803.16	0.05%	1 day
Total Portfolio	\$ 100,909,100.47	2.56%	1.07 yrs



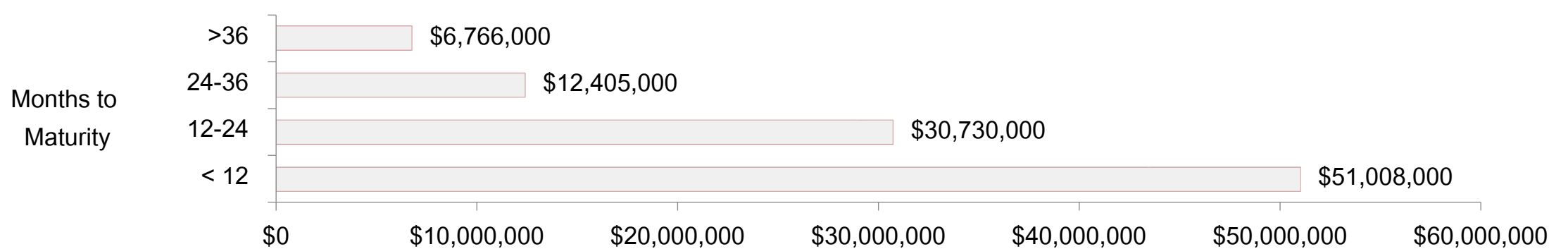
Market Update

- February saw interest rates increase as inflation metrics rose again, breaking the recent trend.
- The Federal Reserve is expected to raise rates in March and again multiple times in 2023
- Overall, the economy is on shaky footing as certain industries are starting to feel the pain of higher rates.

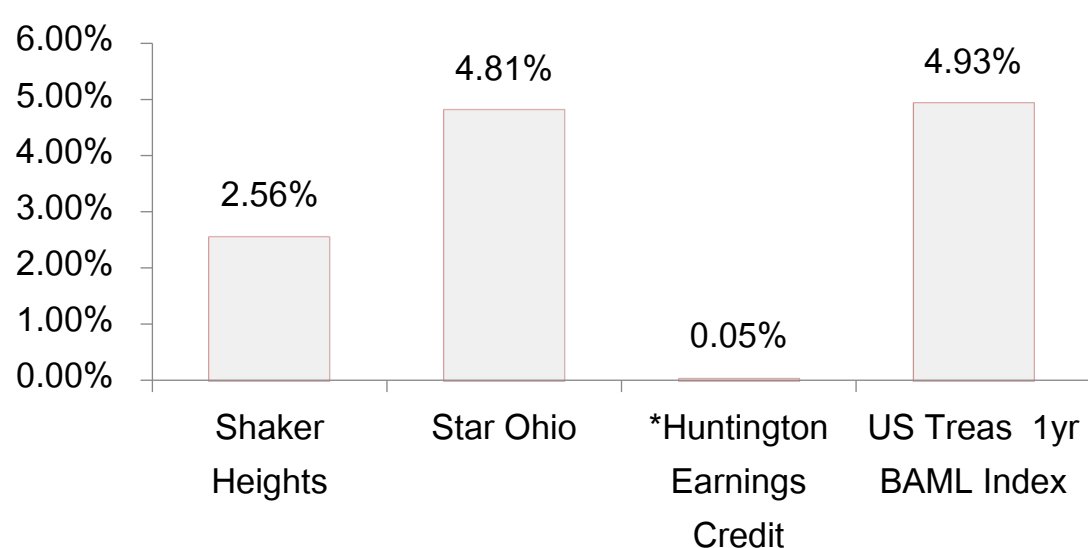
Operating Portfolio: Summary of Monthly Activity

- February focused on liquidity positions for future withdrawal needs, average investment rates were over 5.00%
- There is ample liquidity built into the portfolio to meet any withdrawal needs.

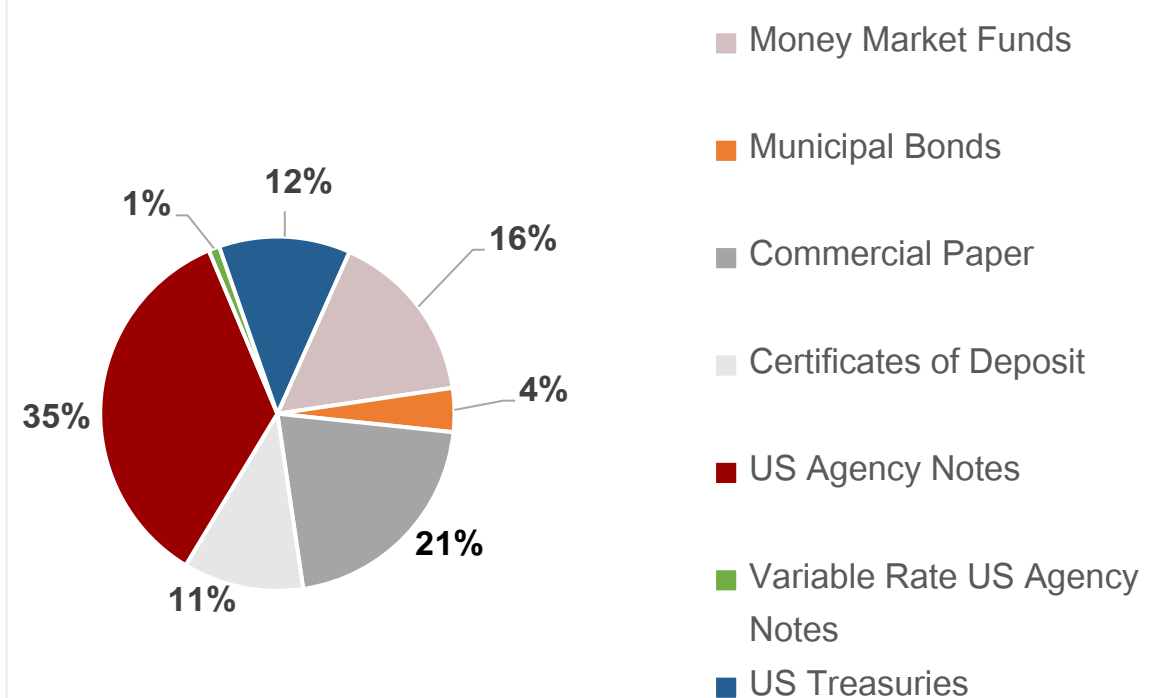
Maturity Distribution



Yield Comparison



Investment Allocation



**Earnings credit to offset bank charges; does not pay actual interest*



Shaker
Heights
Schools

Monthly Investment Report

February 28, 2023



REDTREE
INVESTMENT GROUP

Redeemed Securities : Sales, Calls, and Maturities

Security	Maturity Date	CUSIP	Date	Original Cost Basis	Income Received
Natixis NY (Sale)	4/24/2023	63873KRQ2	2/13/2023	\$243,368.41	\$4,312.84
Third Federal Savings & Loan (Sale)	2/28/2023	88413QCH9	2/15/2023	\$245,532.60	\$3,226.98
Total Redeemed Securities				\$488,901.01	\$7,539.82

Purchased Securities

Security	Maturity Date	CUSIP	Date	Cost Basis	Projected Annual Income
Veritex Community Bank, TX	2/13/2025	923450DS6	2/13/2023	\$248,751.00	\$11,205.00
First Business Bank, WI	4/15/2027	31938QW34	2/15/2023	\$244,510.00	\$9,555.00
LVMH Moet	6/5/2023	55078UT53	2/16/2023	\$591,280.00	\$8,720.00
Federal Home Ln Bank	6/14/2024	3130ATVC8	2/17/2023	\$748,425.00	\$36,525.00
Federal Home Ln Bank	2/14/2025	3130AUYC2	2/17/2023	\$499,250.00	\$23,500.00
MUFG Bank	6/28/2023	62479MTU7	2/21/2023	\$982,678.61	\$17,321.39
MUFG Bank	11/14/2023	62479MYE7	2/21/2023	\$961,799.44	\$38,200.56
Natixis NY	11/17/2023	63873KYH4	2/21/2023	\$961,219.17	\$38,780.83
Toyota Motor Credit	6/28/2023	89233HTU8	2/22/2023	\$2,162,193.00	\$37,807.00
Toyota Motor Credit	11/17/2023	89233HYH1	2/22/2023	\$1,105,225.39	\$44,774.61
Toyota Motor Credit	11/21/2023	89233HYM0	2/28/2023	\$144,181.25	\$5,818.75
Total Security Purchases				\$8,649,512.86	\$272,208.14

Interest Earnings Received

Asset Class	Total Income Received
Cash (Star Ohio/Huntington)	\$24,917.16
Money Market Funds	\$400.81
Certificates of Deposit	\$21,095.25
Commercial Paper	\$4,312.84
U.S. Treasury Notes	\$43,284.38
U.S. Agency Notes	\$85,383.75
Total Interest Earnings for the period	\$179,394.19

Realized Gains and Losses

Security	CUSIP	Realized Gain/Loss
N/A for February		
Total Realized Gains and Losses for the period		\$0.00



RedTree Investment Group
Portfolio Holdings Report
Shaker Heights City Schools
US Bank Custodian Acct Ending x71036
February 28, 2023



Quantity	CUSIP	Security	Coupon	Maturity Date	Call Date	Trade Date	Cost Basis	Market Value	Yield at Cost	Wtd Maturity	
U.S. GOVERNMENT AGENCY NOTES											
500,000	3130ANDP2	Federal Home Ln Bank	0.25	08-18-23	05-18-23	08-18-21	500,000.00	488,341.13	0.25	0.46	
800,000	3133EMHL9	Federal Farm Credit Bank	0.31	11-30-23	03-15-23	08-23-21	800,000.00	770,765.53	0.31	0.74	
1,000,000	3137EAF2	Federal Home Ln Mtg	0.25	12-04-23		04-13-21	998,770.00	962,516.61	0.30	0.75	
1,255,000	3130A0F70	Federal Home Ln Bank	3.37	12-08-23		08-18-22	1,253,280.65	1,240,443.03	3.48	0.75	
1,000,000	3130AMT36	Federal Home Ln Bank	0.25	12-29-23	03-29-23	06-29-21	1,000,000.00	959,670.89	0.25	0.81	
1,500,000	3130A0XE5	Federal Home Ln Bank	3.25	03-08-24		08-16-22	1,497,675.00	1,470,274.93	3.35	0.98	
400,000	3130ALSG0	Federal Home Ln Bank	0.25	03-08-24		05-21-21	399,444.00	379,809.61	0.30	1.00	
1,800,000	3130ALJ70	Federal Home Ln Bank	0.40	03-12-24	03-12-23	03-11-21	1,800,000.00	1,711,723.05	0.40	1.01	
530,000	3130AN5N6	Federal Home Ln Bank	0.50	04-29-24	04-29-23	07-29-21	530,000.00	501,783.64	0.50	1.14	
1,000,000	3133EMGF3	Federal Farm Credit Bank	0.35	05-16-24	03-15-23	11-19-20	998,250.00	942,623.52	0.40	1.18	
500,000	3130ASYT0	Federal Home Ln Bank	3.51	05-28-24	08-28-23	08-30-22	500,000.00	489,492.17	3.51	1.20	
750,000	3130ATVC8	Federal Home Ln Bank	4.87	06-14-24		02-17-23	748,425.00	746,101.30	5.03	1.22	
2,000,000	3130ANMM9	Federal Home Ln Bank	0.54	08-26-24	05-26-23	08-26-21	2,000,154.00	1,866,532.42	0.54	1.45	
1,000,000	3130AMFP2	Federal Home Ln Bank	0.50	08-27-24	05-27-23	05-26-21	1,000,000.00	932,593.59	0.50	1.45	
500,000	3134GXQ49	Federal Home Ln Mtg	3.75	08-28-24	05-28-23	08-30-22	500,000.00	489,083.11	3.75	1.43	
1,000,000	3130AMQY1	Federal Home Ln Bank	0.50	09-23-24	03-23-23	06-23-21	1,000,000.00	929,657.50	0.50	1.52	
525,000	3130ANX88	Federal Home Ln Bank	0.50	09-27-24	03-27-23	09-27-21	524,842.50	487,863.69	0.51	1.53	
1,500,000	3130ALTH7	Federal Home Ln Bank	0.51	09-30-24	03-30-23	03-26-21	1,500,000.00	1,393,564.86	0.51	1.54	
345,000	3130APH65	Federal Home Ln Bank	0.61	10-25-24	04-25-23	10-25-21	345,000.00	320,140.14	0.61	1.61	
750,000	3130APQ81	Federal Home Ln Bank	1.00	11-08-24	03-08-23	11-08-21	750,000.00	699,667.63	1.00	1.64	
1,000,000	3135G06E8	Federal Natl Mtg Assoc	0.42	11-18-24	05-18-23	11-18-20	998,250.00	922,615.02	0.46	1.67	
1,000,000	3130AN5H9	Federal Home Ln Bank	0.70	01-22-25	04-22-23	07-22-21	1,000,000.00	920,413.21	0.70	1.84	
500,000	3130AUYC2	Federal Home Ln Bank	4.70	02-14-25		02-17-23	499,250.00	497,260.20	4.78	1.85	
1,500,000	3130ANP61	Federal Home Ln Bank	0.68	02-26-25	05-26-23	08-26-21	1,500,000.00	1,375,650.04	0.68	1.93	
650,000	3133EMXS6	Federal Farm Credit Bank	0.72	04-28-25	03-15-23	08-26-21	650,000.00	594,279.82	0.72	2.10	
850,000	3130ANAY6	Federal Home Ln Bank	0.70	04-29-25	04-29-23	07-29-21	849,872.50	775,282.12	0.70	2.10	
1,200,000	3133ELC28	Federal Farm Credit Bank	0.73	05-27-25	03-15-23	08-31-21	1,200,000.00	1,094,712.90	0.73	2.17	
400,000	3130ANTF7	Federal Home Ln Bank	0.70	06-16-25	03-16-23	09-16-21	400,000.00	362,975.70	0.70	2.23	
500,000	3134GXE34	Federal Home Ln Mtg	4.05	07-25-25	03-25-23	07-25-22	500,000.00	488,918.54	4.05	2.25	
600,000	3130ASVZ9	Federal Home Ln Bank	4.00	08-22-25	05-22-23	08-30-22	600,000.00	583,546.65	4.00	2.33	
600,000	3134GXS21	Federal Home Ln Mtg	3.80	08-25-25	08-25-23	08-25-22	600,000.00	581,430.91	3.80	2.34	
1,400,000	3134GWZV1	Federal Home Ln Mtg	0.65	10-22-25	04-22-23	10-23-20	1,400,000.00	1,255,360.97	0.65	2.56	
1,400,000	3130ALCV4	Federal Home Ln Bank	0.75	02-24-26	05-24-23	02-23-21	1,400,000.00	1,242,546.07	0.75	2.89	
1,400,000	3130AKZ25	Federal Home Ln Bank	0.65	02-26-26	05-26-23	02-24-21	1,400,000.00	1,234,293.33	0.65	2.90	
500,000	3130AMSS2	Federal Home Ln Bank	1.05	06-30-26	03-30-23	06-30-21	500,000.00	443,061.71	1.05	3.20	
1,000,000	3133ENF96	Federal Farm Credit Bank	3.96	08-17-26	08-17-23	08-17-22	1,000,000.00	964,864.56	3.96	3.19	
500,000	3133ENH45	Federal Farm Credit Bank	3.12	08-24-26		08-24-22	497,013.00	478,030.86	3.29	3.25	
500,000	3130ANNP1	Federal Home Ln Bank	1.10	08-24-26	03-24-23	08-30-21	500,000.00	440,689.83	1.10	3.35	
500,000	3130ANQD5	Federal Home Ln Bank	1.37	08-26-26		08-26-21	504,985.00	450,817.51	1.17	3.34	
435,000	3130ANXU9	Federal Home Ln Bank	1.00	09-30-26	03-30-23	09-30-21	435,000.00	381,209.81	1.00	3.43	
500,000	3130AT3P0	Federal Home Ln Bank	5.00	09-14-27	03-14-23	09-28-22	500,000.00	489,463.51	5.00	3.92	
250,000	3133ENL99	Federal Farm Credit Bank	3.37	09-15-27		09-15-22	248,227.50	239,473.70	3.53	4.09	
Accrued Interest								99,005.82			
								35,828,439.15	33,698,551.17	1.45	1.82
VARIABLE RATE U.S. AGENCY NOTES											
530,000	3130ALKB9	Federal Home Ln Bank	0.75	03-17-26	03-17-23	03-17-21	530,000.00	477,680.94	1.09	2.93	
Accrued Interest								1,810.83			
								530,000.00	479,491.78	1.09	2.93
MUNICIPAL BONDS											
170,000	668571FC1	Northwood LSD, OH GO		07-15-23		09-01-20	165,061.50	166,736.00	1.05	0.37	
300,000	531677PC0	Licking Heights LSD, OH GO	0.71	12-01-23		08-01-20	300,000.00	290,523.00	0.71	0.74	
525,000	560058X61	Mahoning County, OH GO	2.00	12-01-23		09-14-20	545,795.25	517,093.50	0.75	0.74	
100,000	715093HY9	Perrysburg EVSD, OH GO		12-01-23		03-16-22	97,154.00	96,279.00	1.72	0.73	
430,000	960470NV0	Westlake CSD, OH GO	0.35	12-01-23		10-19-21	430,000.00	415,440.20	0.35	0.74	
150,000	117529FE2	Bryan CSD, OH GO	2.00	01-01-24		10-05-20	157,071.00	147,769.50	0.53	0.82	
475,000	199492R50	City of Columbus, OH GO	0.37	04-01-24		02-17-21	475,000.00	450,779.75	0.37	1.06	

Disclosures:

RedTree's internal accounting system is used as the source of the market value of this account. Although obtained from a source believed to be reliable, we cannot guarantee its accuracy. You should review all account statements provided by the custodian and compare with the statements provided by RedTree.

Questions? Call 888.596.2293 or email info@redtreeinv.com



RedTree Investment Group
Portfolio Holdings Report
Shaker Heights City Schools
US Bank Custodian Acct Ending x71036
February 28, 2023



Quantity	CUSIP	Security	Coupon	Maturity Date	Call Date	Trade Date	Cost Basis	Market Value	Yield at Cost	Wtd Maturity
200,000	668571FD9	Northwood LSD, OH GO		07-15-24		09-01-20	190,886.00	186,158.00	1.24	1.29
210,000	530336DU7	Liberty Center LSD, OH GO		11-01-24		08-01-20	200,134.20	193,256.70	1.17	1.54
700,000	677581JB7	State of Ohio, OH REV	0.52	12-15-24		06-08-21	700,000.00	644,105.00	0.52	1.74
175,000	117529FF9	Bryan CSD, OH GO	2.00	01-01-25		10-05-20	184,859.50	168,241.50	0.65	1.77
1,310,000	199492Y94	City of Columbus, OH GO	3.12	04-01-26		05-17-22	1,310,000.00	1,243,714.00	3.12	2.86
	Accrued Interest							23,137.21		
							4,755,961.45	4,543,233.36	1.35	1.58

U.S. TREASURY NOTES

565,000	91282CBU4	US Treasury Note	0.12	03-31-23		07-13-21	564,095.12	562,880.68	0.22	0.08
945,000	91282CCU3	US Treasury Note	0.12	08-31-23		09-24-21	942,563.67	922,149.90	0.26	0.49
400,000	9128285U0	US Treasury Note	2.62	12-31-23		06-30-22	397,343.75	391,890.80	3.08	0.81
1,500,000	912828W48	US Treasury Note	2.12	02-29-24		08-05-22	1,476,562.50	1,456,347.00	3.15	0.97
1,000,000	91282CBR1	US Treasury Note	0.25	03-15-24		08-09-21	997,929.69	950,742.00	0.33	1.01
400,000	91282CEG2	US Treasury Note	2.25	03-31-24		06-28-22	394,765.62	387,781.20	3.02	1.04
3,380,000	91282CBV2	US Treasury Note	0.37	04-15-24		06-30-21	3,375,432.81	3,205,585.24	0.42	1.10
500,000	91282CEK3	US Treasury Note	2.50	04-30-24		07-25-22	493,378.91	485,078.00	3.28	1.12
350,000	91282CEX5	US Treasury Note	3.00	06-30-24		06-30-22	349,507.81	340,525.50	3.07	1.28
1,050,000	91282CFG1	US Treasury Note	3.25	08-31-24		08-31-22	1,047,949.22	1,022,889.00	3.35	1.44
530,000	9128283D0	US Treasury Note	2.25	10-31-24		04-12-22	524,161.72	507,019.73	2.70	1.59
705,000	9128284Z0	US Treasury Note	2.75	08-31-25		08-31-22	692,579.88	674,156.25	3.37	2.38
500,000	91282CCZ2	US Treasury Note	0.87	09-30-26		09-30-21	496,328.13	442,226.50	1.03	3.44
	Accrued Interest							23,683.99		
							11,752,598.83	11,372,955.80	1.69	1.19

CERTIFICATES OF DEPOSIT

246,000	359899AE1	Fulton Bank, PA	2.85	03-07-23		02-22-19	245,569.50	245,927.92	2.90	0.02
249,000	20033AS23	Comenity Capital Bank, UT	2.85	03-15-23		03-04-19	248,564.25	248,849.35	2.91	0.04
248,000	063248KR8	Bank Leumi USA, NY	1.45	03-31-23		03-23-20	247,628.00	247,387.19	1.50	0.08
249,000	56065GAN8	MainStreet Bank, VA	0.25	03-31-23		03-25-21	248,962.65	248,133.98	0.26	0.08
246,000	61760AYA1	Morgan Stanley Private Bank, NY	2.75	04-04-23		03-26-19	245,508.00	245,614.03	2.80	0.09
249,000	03753XBM1	Apex Bank, TN	0.80	05-08-23		05-08-20	248,751.00	247,278.16	0.84	0.18
249,000	27004PBQ5	Eaglemark Savings Bank, NV	0.20	05-19-23		05-18-21	248,875.50	246,622.80	0.23	0.21
249,000	06426KBC1	Bank of New England, NH	2.55	05-23-23		05-06-19	248,526.90	247,856.09	2.61	0.22
249,000	32112UDW8	First Natl Bank of McGregor, TX	0.55	05-26-23		05-26-20	248,626.50	246,625.54	0.60	0.23
249,000	33847E4N4	Flagstar Bank FSB, MI	0.20	06-16-23		06-16-21	248,925.30	245,720.42	0.22	0.29
247,000	06654BCF6	Bankwell Bank, CT	0.50	07-03-23		06-30-20	246,938.25	243,458.51	0.51	0.33
249,000	47804GGU1	John Marshall Bank, VA	0.25	08-03-23		09-03-21	248,937.75	244,223.18	0.26	0.41
249,000	29367JSJ4	Enterprise Bank & Trust, MO	1.80	11-08-23		10-23-19	249,000.00	243,645.50	1.81	0.67
249,000	15118RTE7	Celtic Bank, UT	1.80	12-27-23		12-13-19	248,937.75	242,506.58	1.81	0.80
249,000	59013KES1	Merrick Bank, UT	1.85	12-29-23		01-02-20	248,564.25	242,539.45	1.90	0.80
246,000	38148P5B9	Goldman Sachs Bank USA, NY	3.10	02-13-24		02-14-19	245,926.20	241,473.35	3.11	0.92
246,000	856285PG0	State Bank of India, NY	3.15	02-28-24		03-01-19	245,508.00	241,367.57	3.20	0.97
249,000	05465DAJ7	Axos Bank, CA	1.60	03-26-24		03-18-20	249,000.00	239,936.40	1.61	1.04
249,000	90348JJQ4	UBS Bank USA, UT	2.90	04-03-24		03-18-19	248,352.60	243,210.00	2.97	1.05
246,000	14042TAP2	Capital One Bank USA, Glen Allen, VA	2.65	05-22-24		05-21-19	244,856.10	238,927.50	2.75	1.18
246,000	254673J72	Discover Bank, DE	3.10	06-28-24		06-28-22	245,754.00	239,784.56	3.15	1.27
246,000	14042RSH5	Capital One, NA, Mclean, VA	3.30	07-01-24		06-29-22	245,754.00	240,378.90	3.35	1.28
245,000	795451BP7	Sallie Mae Bank, UT	3.30	07-08-24		07-07-22	244,755.00	239,328.25	3.34	1.30
245,000	07371DCC9	Beal Bank, NV	3.05	07-10-24		07-11-22	244,816.25	238,483.98	3.09	1.30
249,000	89235MLF6	Toyota Financial Savings Bank, NV	0.55	08-05-24		08-05-21	248,626.50	233,556.02	0.60	1.39
249,000	87165ET80	Synchrony Bank, UT	0.55	09-03-24		09-03-21	248,626.50	232,855.84	0.60	1.46
245,000	69478QGQ7	Pacific Premier Bank, CA	3.45	09-09-24		09-09-22	244,755.00	239,248.87	3.50	1.44
249,000	9497632V7	Wells Fargo Bank, SD	4.50	10-21-24		10-20-22	248,751.00	246,802.33	4.56	1.54

Disclosures:

RedTree's internal accounting system is used as the source of the market value of this account. Although obtained from a source believed to be reliable, we cannot guarantee its accuracy. You should review all account statements provided by the custodian and compare with the statements provided by RedTree.

Questions? Call 888.596.2293 or email info@redtreeinv.com



RedTree Investment Group
Portfolio Holdings Report
Shaker Heights City Schools
US Bank Custodian Acct Ending x71036
February 28, 2023



Quantity	CUSIP	Security	Coupon	Maturity Date	Call Date	Trade Date	Cost Basis	Market Value	Yield at Cost	Wtd Maturity
244,000	05580AS21	BMW Bank of North America, UT	4.65	11-04-24		11-04-22	243,756.00	242,394.72	4.70	1.57
249,000	20786AET8	ConnectOne Bank, NJ	4.80	11-15-24		11-15-22	248,751.00	247,953.45	4.90	1.60
249,000	44989FAB5	INB NA, IL	4.55	01-06-25		01-06-23	248,875.50	246,811.04	4.62	1.73
249,000	923450DS6	Veritex Community Bank, TX	4.50	02-13-25		02-13-23	248,751.00	246,492.57	4.60	1.82
249,000	07815ABE6	Bell Bank, ND	1.10	03-26-25		03-23-20	249,000.00	229,797.62	1.10	2.00
249,000	694231AC5	Pacific Enterprise Bank, CA	1.15	03-31-25		03-23-20	248,875.50	229,933.82	1.16	2.01
246,000	02589AC34	American Express Nat'l Bank, UT	2.55	04-07-25		04-06-22	245,631.00	233,993.97	2.60	1.99
246,000	61690UH60	Morgan Stanley Bank, UT	3.10	05-12-25		05-11-22	245,631.00	236,343.02	3.15	2.07
246,000	06740KQS9	Barclay's Bank, DE	3.05	06-02-25		06-02-22	245,815.50	235,896.53	3.08	2.13
245,000	02007GUZ4	Ally Bank, UT	3.25	07-07-25		07-07-22	244,448.75	235,705.19	3.33	2.22
249,000	23344RAF4	DR Bank, CT	3.45	09-09-25		09-09-22	248,688.75	240,212.04	3.52	2.36
249,000	06543PCZ6	Bank of the Valley, NE	4.00	09-30-25		09-30-22	248,626.50	243,412.94	4.09	2.40
244,000	319477AN5	First-Citizens B&T, NC	4.70	10-28-25		10-27-22	243,634.00	242,694.84	4.75	2.43
244,000	58404DQX2	Medallion Bank, UT	4.85	10-31-25		10-31-22	244,000.00	243,606.67	4.85	2.44
249,000	27002YFJ0	EagleBank, MD	4.40	12-23-25		12-22-22	248,626.50	245,831.72	4.50	2.58
245,000	31938QW34	First Business Bank, WI	3.90	04-15-27		02-15-23	244,510.00	237,724.72	3.95	3.75
	Accrued Interest							46,205.67		
							10,875,417.75	10,686,752.85	2.64	1.26
COMMERCIAL PAPER										
250,000	63873KRQ2	Natixis NY		04-24-23		07-29-22	243,368.40	248,249.50	3.65	0.15
500,000	85324URQ8	Standard Chartered Bank		04-24-23		07-28-22	486,350.00	496,492.00	3.74	0.15
500,000	17327BRR8	Citigroup		04-25-23		07-29-22	486,500.00	496,282.00	3.70	0.15
670,000	53948BRU5	Lloyds Bank		04-28-23		08-08-22	652,134.26	664,875.17	3.75	0.16
1,000,000	62479MS12	MUFG Bank		05-01-23		08-08-22	973,400.00	992,026.00	3.70	0.17
1,635,000	83369CS13	Societe Generale		05-01-23		08-31-22	1,592,951.89	1,621,607.71	3.91	0.17
2,000,000	13608BS47	Canadian Imp Holdings		05-04-23		08-08-22	1,945,602.22	1,983,392.00	3.74	0.18
2,000,000	78015DS43	Royal Bank of Canada (RBC)		05-04-23		08-08-22	1,945,751.66	1,982,876.00	3.73	0.18
1,235,000	85324US53	Standard Chartered Bank		05-05-23		08-08-22	1,200,173.00	1,224,554.37	3.87	0.18
1,000,000	17327BS89	Citigroup		05-08-23		08-12-22	971,979.16	990,809.00	3.86	0.19
830,000	62479MSS3	MUFG Bank		05-26-23		08-31-22	805,655.18	820,333.82	4.06	0.24
1,000,000	89119BS66	TD USA		05-26-23		08-30-22	971,530.83	988,806.00	3.92	0.24
1,000,000	89233HSX3	Toyota Motor Credit		05-31-23		09-06-22	971,075.00	987,873.00	4.02	0.25
600,000	55078UT53	LVMH Moet		06-05-23		02-16-23	591,280.00	592,259.40	4.87	0.27
300,000	17327BTF2	Citigroup		06-15-23		10-04-22	290,538.50	295,653.00	4.62	0.29
1,000,000	62479MTU7	MUFG Bank		06-28-23		02-21-23	982,678.61	983,960.00	5.00	0.33
2,200,000	89233HTU8	Toyota Motor Credit		06-28-23		02-22-23	2,162,193.00	2,164,674.60	5.00	0.33
500,000	89119BU38	TD USA		07-03-23		10-06-22	482,975.00	491,722.00	4.70	0.34
370,000	89119BU79	TD USA		07-07-23		10-11-22	356,978.16	363,662.27	4.88	0.35
1,000,000	62479MYE7	MUFG Bank		11-14-23		02-21-23	961,799.44	962,732.00	5.38	0.69
1,000,000	63873KYH4	Natixis NY		11-17-23		02-21-23	961,219.17	962,148.00	5.40	0.70
1,150,000	89233HYH1	Toyota Motor Credit		11-17-23		02-22-23	1,105,225.39	1,107,792.70	5.44	0.70
150,000	89233HYM0	Toyota Motor Credit		11-21-23		02-28-23	144,181.25	144,406.20	5.46	0.71
							21,285,540.13	21,567,186.74	4.31	0.29
MONEY MARKET FUND										
	USBMMF	First American Treasury Obligations Fund	4.44				11,484.91	11,484.91	4.44	
TOTAL PORTFOLIO							85,039,442.21	82,359,656.61	2.38	1.25

Disclosures:

RedTree's internal accounting system is used as the source of the market value of this account. Although obtained from a source believed to be reliable, we cannot guarantee its accuracy. You should review all account statements provided by the custodian and compare with the statements provided by RedTree.

Questions? Call 888.596.2293 or email info@redtreeinv.com

4. FINANCIAL STATEMENTS

Shaker Heights City School District
Financial Statement-General Fund
Fiscal Year Ending
June 30, 2023

	A	B	D	E	F	G	H	I	J	K	L	M	N	O	P	Q	R
1				Month of February					Year-To-Date February					Year-To-Date February			
2				<u>Actual F23</u>	<u>Actual F22</u>	<u>\$ Inc(Dec)</u>	<u>%Inc(Dec)</u>		<u>Actual F23</u>	<u>Actual F22</u>	<u>\$ Inc(Dec)</u>	<u>%Inc(Dec)</u>		<u>YTD Bud.F23</u>	<u>\$ Inc(Dec)</u>	<u>%Inc(Dec)</u>	
3		REVENUE:															
4		Real Estate Taxes		25,693,000	24,040,000	\$1,653,000	6.9%		\$61,026,778	\$62,453,717	(\$1,426,939)	-2.3%		\$61,168,670	(\$141,892)	-0.2%	
5		Pers.Prop./Public Utility Taxes		0	0	0	#DIV/0!		\$1,644,514	\$1,555,896	88,618	5.7%		1,633,499	11,015	0.7%	
6		Investment Earnings		176,358	57,329	119,029	207.6%		\$819,496	\$319,739	499,757	156.3%		691,735	127,761	18.5%	
7		Other Local		278,140	276,397	1,743	0.6%		1,742,026	1,625,146	116,880	7.2%		1,281,032	460,994	36.0%	
8		State Foundation		1,253,773	1,009,115	244,658	24.2%		10,229,733	11,110,759	(881,026)	-7.9%		10,047,136	182,597	1.8%	
9		Homestead Exemption & RollBack		0	0	0	#DIV/0!		4,289,450	4,297,217	(7,767)	-0.2%		4,297,217	(7,767)	-0.2%	
10		Other State		96,638	32,098	64,540	201.1%		1,017,251	1,298,218	(280,967)	-21.6%		1,055,336	(38,085)	-3.6%	
11		Federal-primarily Medicaid reimb.		2,669	10,265	(7,596)	-74.0%		396,617	46,425	350,192	754.3%		420,832	(24,215)	-5.8%	
12		Transfers & Advances In		0	0	0	#DIV/0!		0	0	0	#DIV/0!		0	0	#DIV/0!	
13		TOTAL REVENUE		27,500,578	25,425,204	2,075,374	8.2%		81,165,865	82,707,117	(1,541,252)	-1.9%		80,595,457	570,408	0.7%	
14				0	0	0			0	0	0			0	0		
15		EXPENDITURES:															
16		Salaries & Wages		5,067,102	4,887,720	179,382	3.7%		41,010,451	39,478,857	1,531,594	3.9%		41,124,696	(114,245)	-0.3%	
17		Fringe Benefits:															
18		Health Insurance		945,153	862,422	82,731	9.6%		7,026,569	6,383,005	643,564	10.1%		7,014,334	12,235	0.2%	
19		Retirement Expense		804,154	774,368	29,786	3.8%		6,446,887	6,155,209	291,678	4.7%		6,447,000	(113)	0.0%	
20		All Other Fringes		95,583	79,532	16,051	20.2%		776,561	746,748	29,813	4.0%		773,210	3,351	0.4%	
21		Total Fringe Benefits		1,844,890	1,716,322	128,568	7.5%		14,250,017	13,284,962	965,055	7.3%		14,234,544	15,473	0.1%	
22		Purchased Services:		0	0	0			0	0	0			0	0		
23		Utilities		98,139	108,832	(10,693)	-9.8%		726,341	757,277	(30,936)	-4.1%		785,630	(59,289)	-7.5%	
24		Out-of-District Tuition		165,879	143,741	22,138	15.4%		1,300,377	1,438,595	(138,218)	-9.6%		1,510,162	(209,785)	-13.9%	
25		Pupil Transportation		188,082	87,626	100,456	114.6%		906,836	418,438	488,398	116.7%		439,495	467,341	106.3%	
26		Repairs & Maintenance		90,140	136,913	(46,773)	-34.2%		1,564,250	1,321,978	242,272	18.3%		1,087,565	476,685	43.8%	
27		All Other Purchased Services		707,452	334,590	372,862	111.4%		4,015,558	3,242,000	773,558	23.9%		3,696,603	318,955	8.6%	
28		Total Purchased Services		1,249,692	811,702	437,990	54.0%		8,513,362	7,178,288	1,335,074	18.6%		7,519,455	993,907	13.2%	
29		Textbooks, Materials & Supplies		246,397	195,925	50,472	25.8%		2,624,490	2,262,201	362,289	16.0%		2,393,299	231,191	9.7%	
30		Capital Outlay		164,027	684,224	(520,197)	-76.0%		855,168	1,413,606	(558,438)	-39.5%		1,479,431	(624,263)	-42.2%	
31		Other-primarily Cty.Aud.&Treas.Fees		15,816	13,584	2,232	16.4%		1,373,949	1,268,642	105,307	8.3%		1,313,271	60,678	4.6%	
32		Transfers & Advances Out		0	0	0	#DIV/0!		250,000	235,000	15,000	6.4%		255,000	(5,000)	-2.0%	
33		TOTAL EXPENDITURES		8,587,924	8,309,477	278,447	3.4%		68,877,437	65,121,556	3,755,881	5.8%		68,319,696	557,741	0.8%	
34				0	0	0			0	0	0			0	0		
35		Net Revenues/(Expenditures)		18,912,654	17,115,727	1,796,927	10.5%		12,288,428	17,585,561	(5,297,133)	-30.1%		12,275,761	12,667	0.1%	
36																	
37		Cash, Beginning of Period		64,788,783	67,130,265	(2,341,482)	-3.5%		71,413,009	66,660,431	4,752,578	7.1%		71,413,009	0	0.0%	
38																	
39		Cash, End of Month		83,701,437	84,245,992	(544,555)	-0.6%		83,701,437	84,245,992	(544,555)	-0.6%		83,688,770	12,667	0.0%	
40				0	0	0			0	0	0			0	0		
41		Less O/S Encumbrances		13,288,429	12,755,000	533,429	4.2%		13,288,429	12,755,000	533,429	4.2%		12,800,000	488,429	3.8%	
42		Less Budget Reserve		353,070	353,070	0	0.0%		353,070	353,070	0	0.0%		353,070	0	0.0%	
43																	
44		Fund Balance, End of Month		\$70,059,938	\$71,137,922	(\$1,077,984)	-1.5%		\$70,059,938	\$71,137,922	(\$1,077,984)	-1.5%		\$70,535,700	(\$475,762)	-0.7%	
45				0	0	0			0	0	0	0.0%		0	0	0.0%	
46		Total General Obligation Debt Outstanding							31,110,000	33,840,000	0						
47																	

SCHOOL DISTRICT
General Fund-Budget by Month
Fiscal Year Ending
June 30, 2023

FS08Feb23 Rev03-12-23pm
F23MvgMthlyBudget
3/13/2023

A	B	AA	AB	AC	AD	AE	AF	AG	AH	AI	AJ	AK	AL	AM	AN	AP	AQ
1		BUDGET				BUDGET				BUDGET				BUDGET		Adopted	Var Fav/(Unfav)
2		Jul	Aug	Sep	Oct	Nov	Dec	Jan	Feb	Mar	Apr	May	Jun	Var. Deemed	Total	Budget	Deemed
3	REVENUE:	Actual	Actual	Actual	Actual	Actual	Actual	Actual	Actual	Budget	Budget	Budget	Budget	Temporary	Rev.Proj.	Permanent	Permanent
4	Real Estate Taxes	\$4,692,000	\$26,080,432	\$225,346	\$0	\$0	\$0	\$4,336,000	\$25,693,000	\$5,278,702	\$211,628	\$0	\$0	244,996	\$66,762,104	\$66,659,000	\$103,104
5	Personal Property Taxes	0	1,644,514	0	0	0	0	0	0	2,422,501	0	0	0	0	4,067,015	4,056,000	11,015
6	Investment Earnings	30,704	77,229	100,395	90,968	93,051	170,755	80,036	176,358	109,879	52,132	89,067	109,187	(52,761)	1,127,000	1,052,000	75,000
7	Other Local	150,802	101,115	231,184	642,577	148,519	104,072	85,617	278,140	854,126	282,928	90,828	290,434	(310,994)	2,949,348	2,799,348	150,000
8	State Foundation	1,267,817	1,269,193	1,267,785	1,359,693	1,275,878	1,266,652	1,268,942	1,253,773	1,255,892	1,255,892	1,255,892	1,255,888	72,403	15,325,700	15,070,700	255,000
9	Homestead Exemption & RollBack	0	0	4,289,450	0	0	0	0	0	0	4,278,209	0	0	(233)	8,567,426	8,575,426	(8,000)
10	Other State	87,925	237,701	104,390	86,303	91,689	86,793	225,812	96,638	93,917	93,917	93,917	1,211,913	(18,915)	2,492,000	2,549,000	(57,000)
11	Federal-primarily Medicaid reimb.	665	0	0	2,348	382,281	8,654	0	2,669	11,269	11,763	0	400,299	37,215	857,163	844,163	13,000
12	Transfers & Advances In	0	0	0	0	0	0	0	0	0	0	0	0	0	0	0	0
13	TOTAL REVENUE	6,229,913	29,410,184	6,218,550	2,181,889	1,991,418	1,636,926	5,996,407	27,500,578	10,026,286	6,186,469	1,529,704	3,267,721	(28,289)	102,147,756	101,605,637	542,119
14																	
15	EXPENDITURES:																
16	Salaries & Wages	5,097,044	4,927,264	5,027,651	5,190,847	5,345,480	5,253,839	5,101,224	5,067,102	5,349,878	5,182,997	5,050,060	5,700,369	64,245	62,358,000	62,408,000	50,000
17	Fringe Benefits:																
18	Health Insurance	877,900	878,525	833,746	853,877	861,299	869,260	906,808	945,153	915,667	915,667	915,667	915,665	117,766	10,807,000	10,677,000	(130,000)
19	Retirement Expense	804,197	775,373	789,757	825,412	818,038	825,584	804,373	804,154	839,000	813,000	792,000	893,000	(7,688)	9,776,200	9,784,000	7,800
20	All Other Fringes	90,157	91,144	88,416	84,483	87,539	89,951	149,288	95,583	98,057	85,239	91,868	112,626	(3,351)	1,161,000	1,161,000	0
21	Total Fringe Benefits	1,772,254	1,745,042	1,711,919	1,763,772	1,766,876	1,784,795	1,860,469	1,844,890	1,852,724	1,813,906	1,799,535	1,921,291	106,727	21,744,200	21,622,000	(122,200)
22	Purchased Services:														15.68%	15.68%	
23	Utilities	33,898	70,038	117,105	96,998	105,977	96,870	107,316	98,139	98,637	80,870	132,661	118,202	19,289	1,176,000	1,216,000	40,000
24	Out-of-District Tuition	67,273	371,978	140,490	125,711	121,301	203,631	104,114	165,879	530,415	108,448	202,968	215,007	74,785	2,432,000	2,567,000	135,000
25	Pupil Transportation	40,915	26,378	52,885	138,866	172,673	34,110	252,927	188,082	83,228	117,510	99,798	189,969	(167,341)	1,230,000	930,000	(300,000)
26	Repairs & Maintenance	232,467	306,313	226,397	260,029	214,490	98,038	136,376	90,140	176,012	46,423	40,000	50,000	(206,685)	1,670,000	1,400,000	(270,000)
27	All Other Purchased Services	434,938	311,163	349,897	682,788	558,317	583,980	387,023	707,452	652,015	310,274	188,974	467,734	(168,955)	5,465,600	5,315,600	(150,000)
28	Total Purchased Services	809,491	1,085,870	886,774	1,304,392	1,172,758	1,016,629	987,756	1,249,692	1,540,307	663,525	664,401	1,040,912	(448,907)	11,973,600	11,428,600	(545,000)
29	Textbooks, Materials & Supplies	578,541	463,309	376,872	373,187	196,489	158,930	230,765	246,397	265,366	203,520	224,685	53,130	(106,191)	3,265,000	3,140,000	(125,000)
30	Capital Outlay	104,814	46,545	139,707	33,204	80,747	15,800	270,324	164,027	107,018	87,924	109,810	215,817	274,263	1,650,000	2,000,000	350,000
31	Other-primarily Cty.Aud.&Treas.Fees	191,251	547,596	104,853	43,575	15,989	413,818	41,051	15,816	784,777	6,548	5,834	25,995	(60,678)	2,136,425	2,136,425	0
32	Transfers & Advances Out	0	0	135,000	0	0	0	115,000	0	0	0	120,000	0	0	370,000	375,000	5,000
33	TOTAL EXPENDITURES	8,553,395	8,815,626	8,382,776	8,708,977	8,578,339	8,643,811	8,606,589	8,587,924	9,900,070	7,958,420	7,974,325	8,957,514	(170,541)	103,497,225	103,110,025	(387,200)
34																	
35	Net Revenues/(Expenditures)	(2,323,482)	20,594,558	(2,164,226)	(6,527,088)	(6,586,921)	(7,006,885)	(2,610,182)	18,912,654	126,216	(1,771,951)	(6,444,621)	(5,689,793)	142,252	(1,349,469)	(1,504,388)	154,919
36																	
37	Cash, Beginning of Period	71,413,009	69,089,527	89,684,085	87,519,859	80,992,771	74,405,850	67,398,965	64,788,783	83,701,437	83,827,653	82,055,702	75,611,081		71,413,009	71,413,009	0
38																	
39	Cash, End of Month	69,089,527	89,684,085	87,519,859	80,992,771	74,405,850	67,398,965	64,788,783	83,701,437	83,827,653	82,055,702	75,611,081	69,921,288	142,252	70,063,540	69,908,621	154,919
40																	
41	Less O/S Encumbrances	14,838,063	14,137,537	14,092,722	15,120,012	14,844,713	14,410,958	13,743,915	13,288,429	12,500,000	10,700,000	11,300,000	5,018,252	0	5,018,252	5,336,074	317,822
42	Less Budget Reserve	353,070	353,070	353,070	353,070	353,070	353,070	353,070	353,070	353,070	353,070	353,070	353,070	0	353,070	353,070	0
43																	
44	Fund Balance, End of Month	\$53,898,394	\$75,193,478	\$73,074,067	\$65,519,689	\$59,208,067	\$52,634,937	\$50,691,798	\$70,059,938	\$70,974,583	\$71,002,632	\$63,958,011	\$64,549,966	\$142,252	\$64,692,218	\$64,219,477	\$472,741

**Shaker Heights CSD
ESSER/COVID-19 Funding**

ESSER Exp.Summ ao 02-28-23/ESSER Breakdown
3/13/2023

	B	C	D	E	F	G	H	I	J	K	L	M	N	O
1	AS OF	February 28, 2023												
2		ESSER I	ESSER II	ESSER ARP		ESSER Total	Broadband	Suburban	RemotEDX OCERT	Other Total				GRAND TOTAL
36														
37	Allocated Amount	\$624,511	\$2,907,790	\$6,535,122		\$10,067,424	\$47,249	\$240,129	\$88,121	\$375,498				\$10,442,922
38														
39	Educational Related:													
40	1 Year Tchg Positions - Salary & Benefits	\$96,487	\$263,959	\$158,213		\$518,659				\$0				\$518,659
41	Literacy Specialists Salary & Benefits		\$0	\$1,672,303		\$1,672,303				\$0				\$1,672,303
42	Literacy Program Supplies		\$0	\$54,871		\$54,871				\$0				\$54,871
43	District Substitutes - Salary & Benefits	\$80,991	\$496,838	\$908,048		\$1,485,876				\$0				\$1,485,876
44	Saturday School Certified - Salary & Benefits		\$0	\$10,039		\$10,039				\$0				\$10,039
45	Saturday School Classified - Salary & Benefits		\$0	\$1,670		\$1,670				\$0				\$1,670
46	Saturday School Supplies		\$0	\$8,841		\$8,841				\$0				\$8,841
47	Summer School Certified - Salary & Benefits		\$317,655	\$153,032		\$470,687				\$0				\$470,687
48	Summer School Classified - Salary & Benefits		\$43,285	\$44,411		\$87,696				\$0				\$87,696
49	Summer School Supplies		\$48,110	\$73,242		\$121,352				\$0				\$121,352
50	Student Support Coordinators		\$0	\$256,410		\$256,410				\$0				\$256,410
51	Lost Library Book Replacement		\$17,782	\$0		\$17,782				\$0				\$17,782
52														
53	Sub Total-Educational Related	\$177,478	\$1,187,628	\$3,341,079		\$4,706,186	\$0	\$0	\$0	\$0				\$4,706,186
54														
55														
56	Technology Related:													
57	Think Pads for Teachers	\$317,637	\$0	\$0		\$317,637				\$0				\$317,637
58	Computers for Students		\$0	\$0		\$0		\$207,127		\$207,127				\$207,127
59	Computer Adapters/Mice		\$74,315	\$0		\$74,315				\$0				\$74,315
60	District Computer Programs-Remote	\$35,494	\$103,848	\$0		\$139,342				\$0				\$139,342
61	Hot Spots		\$37,000	\$4,210		\$41,209	\$47,249			\$47,249				\$88,458
62														
63	Sub Total-Technology Related	\$353,132	\$215,162	\$4,210		\$572,504	\$47,249	\$207,127	\$0	\$254,376				\$826,879
64														
65														
66	Facilities Related:													
67	Air Quality Upgrades		\$661,508	\$0		\$661,508				\$0				\$661,508
68	Air Purifiers-portables		\$53,914	\$0		\$53,914				\$0				\$53,914
69	PPE - Scrubbers/Sprayers/Gloves/masks/purell	\$89,599	\$183,217	\$0		\$272,816				\$0				\$272,816
70	Classroom PPE - Tarps/Trifold Boards		\$105,175	\$0		\$105,175		\$33,002		\$33,002				\$138,177
71														
72	Sub Total-Facilities Related	\$89,599	\$1,003,814	\$0		\$1,093,413	\$0	\$33,002	\$0	\$33,002				\$1,126,415
73														
74														
75	Other:													
76	FFCRA Leave Certified - Salary & Benefits		\$67,662	\$0		\$67,662				\$0				\$67,662
77	FFCRA Leave Classified - Salary & Benefits		\$73,669	\$0		\$73,669				\$0				\$73,669
78	Contract Tracer Salary & Benefits		\$0	\$719		\$719				\$0				\$719
79	WestWind Consultants-equity		\$0	\$277,044		\$277,044			\$88,121	\$88,121				\$365,165
80	Non Public School portion	\$4,302	\$0	\$0		\$4,302				\$0				\$4,302
81														
82	Sub Total-Other	\$4,302	\$141,332	\$277,763		\$423,397	\$0	\$0	\$88,121	\$88,121				\$511,517
83														
84														
85	Total Charged through:													
86	February 28, 2023	\$624,511	\$2,547,936	\$3,623,052		\$6,795,499	\$47,249	\$240,129	\$88,121	\$375,498				\$7,170,997
87														
88														
89	Remaining Balance	\$0	\$359,854	\$2,912,071		\$3,271,925	\$0	\$0	\$0	\$0				\$3,271,925

5. FINANCIAL REPORT BY BANK

SHAKER HEIGHTS CITY SCHOOL DISTRICT FINANCIAL REPORT BY BANK

FEBRUARY 2023

	<u>BEGINNING OF YEAR BALANCE</u>	<u>MTD</u>	<u>RECEIPTS</u> <u>YTD</u>	<u>EXPENDITURES</u> <u>MTD</u>	<u>YTD</u>	<u>CURRENT FUND BALANCE</u>
HUNTINGTON	(\$1,625,724.24)	\$11,368,287.60	\$90,045,504.17	\$10,804,899.21	\$88,988,931.12	(\$569,151.19)
INVESTMENTS & OTHER DEPOSITS	89,537,480.83	19,940,492.80	11,371,619.64	0.00	0.00	100,909,100.47
Payroll Funding Transfer A/C -for 1st of next mth	2,699,191.38	72,060.85	98,021.18	0.00	0.00	2,797,212.56
GRAND TOTAL	\$90,610,947.97	\$31,380,841.25	\$101,515,144.99	\$10,804,899.21	\$88,988,931.12	\$103,137,161.84
	0.00	0.00	0.00	0.00	0.00	0.00

Note-HNB A/C is negative due to o/s cks that will be covered by transfers from the Inv.&OtherDeposits A/C in accordance with controlled disbursement feature of HNB A/C.

6. FINANCIAL REPORT BY FUND

EFINANCEPLUS
DATE: 03/12/2023
TIME: 18:21:41
SELECTION CRITERIA : ALL

SHAKER HEIGHTS SCHOOLS
OH Cash Position Report

PAGE NUMBER: 18

ACCOUNTING PERIOD : 8/23

FUND	SCC	DESCRIPTION BEGIN BALANCE	MTD RECEIPTS	FYTD RECEIPTS	MTD EXPENDITURES	FYTD EXPENDITURES	CURRENT FUND BALANCE	CURRENT ENCUMBRANCE	UNENCUMBERED FUND BALANCE
001		71,413,008.81	27,500,577.89	81,165,865.36	8,587,924.11	68,877,437.01	83,701,437.16	13,288,429.26	70,413,007.90
002		5,749,169.82	1,309,000.00	3,579,158.86	0.00	2,996,423.87	6,331,904.81	20,000.00	6,311,904.81
003		4,589,612.02	345,000.00	923,491.81	0.00	0.00	5,513,103.83	0.00	5,513,103.83
004		507,685.19	2,889.66	95,684.02	0.00	114,940.75	488,428.46	5,030.01	483,398.45
006		821,310.94	250,683.03	1,018,749.40	199,387.24	1,121,407.63	718,652.71	622,214.94	96,437.77
007		62,498.43	5,204.99	15,712.21	0.00	36,948.32	41,262.32	347.97	40,914.35
009		374.50	4,064.34	52,600.59	-930.37	45,339.16	7,635.93	1,870.81	5,765.12
011		204,175.11	1,990.00	120,938.25	0.00	39,039.40	286,073.96	4,892.00	281,181.96
014		134,343.61	6,083.00	45,336.50	1,585.00	15,682.51	163,997.60	5,599.08	158,398.52
018		201,129.22	24,141.44	123,493.11	28,494.44	157,184.65	167,437.68	23,367.23	144,070.45
020		24,841.51	0.00	755.82	0.00	0.00	25,597.33	0.00	25,597.33
022		1,957,633.56	95,174.94	842,696.72	79,365.93	354,032.02	2,446,298.26	28,885.00	2,417,413.26
024		4,101,929.26	1,189,396.23	8,808,204.77	1,314,071.69	10,728,227.48	2,181,906.55	14,430.00	2,167,476.55
027		396,540.25	0.00	0.00	0.00	0.00	396,540.25	0.00	396,540.25

EFINANCEPLUS
DATE: 03/12/2023
TIME: 18:21:41
SELECTION CRITERIA : ALL

SHAKER HEIGHTS SCHOOLS
OH Cash Position Report

PAGE NUMBER: 19

ACCOUNTING PERIOD : 8/23

FUND	SCC	DESCRIPTION BEGIN BALANCE	MTD RECEIPTS	FYTD RECEIPTS	MTD EXPENDITURES	FYTD EXPENDITURES	CURRENT FUND BALANCE	CURRENT ENCUMBRANCE	UNENCUMBERED FUND BALANCE

200		275,379.11	30,791.44	165,087.98	28,777.60	89,490.24	350,976.85	25,561.71	325,415.14
300		291,416.91	9,224.36	402,944.75	44,540.71	444,208.87	250,152.79	184,989.38	65,163.41
401		24,639.37	88,465.26	179,270.92	20,778.05	132,604.02	71,306.27	21,900.00	49,406.27
451		0.00	0.00	7,200.00	0.00	7,200.00	0.00	0.00	0.00
467		495,353.89	0.00	0.00	0.00	0.00	495,353.89	0.00	495,353.89
499		-1,720.84	0.00	5,992.65	0.00	4,271.81	0.00	50,000.00	-50,000.00
507		-296,149.84	250,648.28	2,023,777.69	231,416.56	1,959,044.41	-231,416.56	30,609.11	-262,025.67
516		-169,296.92	117,730.29	1,024,285.72	119,256.62	974,245.42	-119,256.62	1,631.25	-120,887.87
551		-1,424.66	834.62	7,664.70	850.14	7,090.18	-850.14	0.00	-850.14
572		-112,661.60	127,132.24	718,849.12	128,099.49	734,287.01	-128,099.49	0.00	-128,099.49
584		-28,448.63	0.00	32,520.45	597.50	4,669.32	-597.50	0.00	-597.50
587		-1,899.56	1,959.90	12,900.89	1,973.64	12,974.97	-1,973.64	0.00	-1,973.64
590		-28,491.49	19,849.34	141,962.70	18,710.86	132,182.07	-18,710.86	359.00	-19,069.86

GRAND TOTALS:		90,610,947.97	31,380,841.25	101,515,144.99	10,804,899.21	88,988,931.12	103,137,161.84	14,330,116.75	88,807,045.09

7. REVENUE ACCOUNT SUMMARY

POWERSCHOOL
DATE: 03/10/2023
TIME: 16:03:39

SHAKER HEIGHTS CITY SCHOOLS
REVENUE STATUS REPORT

PAGE NUMBER: 1
REVSTA11

SELECTION CRITERIA: ALL
ACCOUNTING PERIOD: 8/23

SORTED BY: FUND/SCC,ACCOUNT
TOTALLED ON: FUND/SCC
PAGE BREAKS ON:

FUND/SCC-0010000 GENERAL

ACCOUNT - - - -	TITLE - - - -	BUDGET	PERIOD RECEIPTS	RECEIVABLES	YEAR TO DATE RECEIPTS	AVAILABLE BALANCE	YTD/ BUD
R1111	GENERAL PROPERTY TAX	.00	25,693,000.00	.00	61,026,778.43	-61,026,778.43	.00
R1122	PUBLIC UTILITY PROP TAX	.00	.00	.00	1,644,513.61	-1,644,513.61	.00
R1190	OTHER LOCAL TAXES	.00	125,984.00	.00	364,966.98	-364,966.98	.00
R1211	REGULAR DAY SCHOOL	.00	16,320.00	.00	111,651.00	-111,651.00	.00
R1219	MISC TUITION FROM PATRON	.00	.00	.00	536.65	-536.65	.00
R1221	REGULAR DAY SCHOOL	.00	.00	.00	282,444.19	-282,444.19	.00
R1223	SPECIAL EDUCATION	.00	8,384.72	.00	209,256.70	-209,256.70	.00
R1224	VOCATIONAL EDUCATION	.00	4,128.02	.00	35,484.92	-35,484.92	.00
R1410	INTEREST ON INVESTMENTS	.00	176,357.63	.00	819,496.95	-819,496.95	.00
R1626	PUBLIC SERVICE ACTIVITY	.00	.00	.00	2,254.00	-2,254.00	.00
R1631	ACADEMIC ORIENTED ACTIV	.00	.00	.00	20.00	-20.00	.00
R1730	SALE OF TEXTBOOKS	.00	25.00	.00	1,893.15	-1,893.15	.00
R1790	OTHR CLASSRM MATERIAL/FE	.00	1,975.00	.00	46,600.00	-46,600.00	.00
R1810	RENTALS	.00	14,183.78	.00	112,669.57	-112,669.57	.00
R1839	OTHER ENTITIES	.00	93,232.00	.00	529,180.00	-529,180.00	.00
R1860	FINES	.00	1,221.95	.00	7,838.90	-7,838.90	.00
R1890	OTHER MISC RECEIPTS	.00	12,686.16	.00	32,445.09	-32,445.09	.00
R1934	INSURANCE PROCEEDS	.00	.00	.00	4,786.48	-4,786.48	.00
R3110	SCHOOL FNDTN BASIC ALLOW	.00	1,253,773.14	.00	10,229,732.16	-10,229,732.16	.00
R3131	10% & 25% ROLLBACK	.00	.00	.00	3,762,213.31	-3,762,213.31	.00
R3132	HOMESTEAD EXEMPTION	.00	.00	.00	527,236.20	-527,236.20	.00
R3190	OTHR UNREST GRANT-IN-AID	.00	.00	.00	305,115.46	-305,115.46	.00
R3211	POVERTY BASED ASSISTANCE	.00	28,704.94	.00	173,779.82	-173,779.82	.00
R3215	CAREER TECHNICAL EDUCATI	.00	2,367.17	.00	21,469.41	-21,469.41	.00
R3216	GIFTED EDUCATION	.00	19,786.83	.00	148,595.69	-148,595.69	.00
R3217	ENGLISH LEARNER FUNDING	.00	2,687.16	.00	21,841.64	-21,841.64	.00
R3218	STUDENT WELLNESS/SUCCESS	.00	43,091.59	.00	346,447.96	-346,447.96	.00
R4120	UNRSTRD GRANT AID-FED GO	.00	2,668.80	.00	14,336.07	-14,336.07	.00
R4139	UNRSTRD FED AID-OTHR INT	.00	.00	.00	382,281.02	-382,281.02	.00
TOTAL GENERAL		.00	27,500,577.89	.00	81,165,865.36	-81,165,865.36	.00
FUND/SCC-0020000 BOND RETIREMENT							
R1111	GENERAL PROPERTY TAX	.00	547,000.00	.00	1,372,568.68	-1,372,568.68	.00
R1122	PUBLIC UTILITY PROP TAX	.00	.00	.00	17,930.78	-17,930.78	.00
R3131	10% & 25% ROLLBACK	.00	.00	.00	99,718.15	-99,718.15	.00
R3132	HOMESTEAD EXEMPTION	.00	.00	.00	12,972.49	-12,972.49	.00
TOTAL BOND RETIREMENT		.00	547,000.00	.00	1,503,190.10	-1,503,190.10	.00
FUND/SCC-0029400 BOND DEC 2017							
R1111	GENERAL PROPERTY TAX	.00	762,000.00	.00	2,037,340.10	-2,037,340.10	.00
R1122	PUBLIC UTILITY PROP TAX	.00	.00	.00	22,413.48	-22,413.48	.00
R3132	HOMESTEAD EXEMPTION	.00	.00	.00	16,215.18	-16,215.18	.00
TOTAL BOND DEC 2017		.00	762,000.00	.00	2,075,968.76	-2,075,968.76	.00

FUND/SCC-0030000 PERMANENT IMPROVEMENT

POWERSCHOOL
DATE: 03/10/2023
TIME: 16:03:39

SHAKER HEIGHTS CITY SCHOOLS
REVENUE STATUS REPORT

PAGE NUMBER: 2
REVSTA11

SELECTION CRITERIA: ALL
ACCOUNTING PERIOD: 8/23

SORTED BY: FUND/SCC,ACCOUNT
TOTALLED ON: FUND/SCC
PAGE BREAKS ON:

FUND/SCC-0030000 PERMANENT IMPROVEMENT

ACCOUNT - - - -	TITLE - - - -	BUDGET	PERIOD RECEIPTS	RECEIVABLES	YEAR TO DATE RECEIPTS	AVAILABLE BALANCE	YTD/ BUD
R1111	GENERAL PROPERTY TAX	.00	345,000.00	.00	905,168.74	-905,168.74	.00
R1122	PUBLIC UTILITY PROP TAX	.00	.00	.00	11,205.89	-11,205.89	.00
R3132	HOMESTEAD EXEMPTION	.00	.00	.00	7,117.18	-7,117.18	.00
TOTAL	PERMANENT IMPROVEMENT	.00	345,000.00	.00	923,491.81	-923,491.81	.00
FUND/SCC-0049150	BUILDING/NON-BOND ISSUE F						
R1890	OTHER MISC RECEIPTS	.00	2,889.66	.00	19,364.55	-19,364.55	.00
R1933	SALE OF PERSONAL PROPERT	.00	.00	.00	67,949.47	-67,949.47	.00
TOTAL	BUILDING/NON-BOND ISSUE	.00	2,889.66	.00	87,314.02	-87,314.02	.00
FUND/SCC-0049167	SSF PROJECTS - RED & WHIT						
R1820	CONTRIBUT-PRIVATE SOURCE	.00	.00	.00	8,370.00	-8,370.00	.00
TOTAL	SSF PROJECTS - RED & WH	.00	.00	.00	8,370.00	-8,370.00	.00
FUND/SCC-0060000	FOOD SERVICES						
R1410	INTEREST ON INVESTMENTS	.00	2,566.29	.00	18,487.24	-18,487.24	.00
R1511	SALES-STUDENT BREAKFAST	.00	870.75	.00	5,899.50	-5,899.50	.00
R1512	SALES-STUD TYPE A LUNCH	.00	42,688.60	.00	251,602.95	-251,602.95	.00
R1513	SALES-STUDENT ALA CARTE	.00	38,934.55	.00	217,227.48	-217,227.48	.00
R1514	SALES OF MILK TO STUDENT	.00	857.25	.00	3,873.75	-3,873.75	.00
R1523	SALES-ADULT ALA CARTE	.00	1,604.50	.00	8,558.00	-8,558.00	.00
R1590	FOOD SERVICE-OTHR RECEIP	.00	3.15	.00	-7.25	7.25	.00
R1890	OTHER MISC RECEIPTS	.00	.00	.00	1,728.00	-1,728.00	.00
R4120	UNRSTRD GRANT AID-FED GO	.00	169,955.70	.00	554,541.31	-554,541.31	.00
TOTAL	FOOD SERVICES	.00	257,480.79	.00	1,061,910.98	-1,061,910.98	.00
FUND/SCC-0069291	FOOD SERVICE - PRE PAID						
R1559	OTHER RECPT-SPECIAL FUNC	.00	46.70	.00	-3,306.80	3,306.80	.00
TOTAL	FOOD SERVICE - PRE PAID	.00	46.70	.00	-3,306.80	3,306.80	.00
FUND/SCC-0069292	FOOD SERVICE - PREPAID -						
R1559	OTHER RECPT-SPECIAL FUNC	.00	-48.35	.00	-1,220.76	1,220.76	.00
TOTAL	FOOD SERVICE - PREPAID	.00	-48.35	.00	-1,220.76	1,220.76	.00
FUND/SCC-0069293	FOOD SERVICE - PREPAID -						
R1559	OTHER RECPT-SPECIAL FUNC	.00	-703.05	.00	-3,698.80	3,698.80	.00
TOTAL	FOOD SERVICE - PREPAID	.00	-703.05	.00	-3,698.80	3,698.80	.00
FUND/SCC-0069294	FOOD SERVICE - PREPAID -						
R1559	OTHER RECPT-SPECIAL FUNC	.00	490.35	.00	-1,089.05	1,089.05	.00
TOTAL	FOOD SERVICE - PREPAID	.00	490.35	.00	-1,089.05	1,089.05	.00
FUND/SCC-0069295	FOOD SERVICE - PREPAID -						
R1559	OTHER RECPT-SPECIAL FUNC	.00	-439.85	.00	-1,431.65	1,431.65	.00
TOTAL	FOOD SERVICE - PREPAID	.00	-439.85	.00	-1,431.65	1,431.65	.00

POWERSCHOOL
DATE: 03/10/2023
TIME: 16:03:39

SHAKER HEIGHTS CITY SCHOOLS
REVENUE STATUS REPORT

PAGE NUMBER: 3
REVSTA11

SELECTION CRITERIA: ALL
ACCOUNTING PERIOD: 8/23

SORTED BY: FUND/SCC,ACCOUNT
TOTALLED ON: FUND/SCC
PAGE BREAKS ON:

FUND/SCC-0069295 FOOD SERVICE - PREPAID -

ACCOUNT - - - - TITLE - - - - -	BUDGET	PERIOD RECEIPTS	RECEIVABLES	YEAR TO DATE RECEIPTS	AVAILABLE BALANCE	YTD/ BUD
FUND/SCC-0069296 FOOD SERVICE - PREPAID -						
R1559 OTHER RECPT-SPECIAL FUNC	.00	-611.84	.00	-6,007.83	6,007.83	.00
TOTAL FOOD SERVICE - PREPAID	.00	-611.84	.00	-6,007.83	6,007.83	.00
FUND/SCC-0069297 FOOD SERVICE - PREPAID -						
R1559 OTHER RECPT-SPECIAL FUNC	.00	-832.73	.00	-9,609.94	9,609.94	.00
TOTAL FOOD SERVICE - PREPAID	.00	-832.73	.00	-9,609.94	9,609.94	.00
FUND/SCC-0069298 FOOD SERVICE - PREPAID -						
R1559 OTHER RECPT-SPECIAL FUNC	.00	-4,698.99	.00	-17,018.74	17,018.74	.00
TOTAL FOOD SERVICE - PREPAID	.00	-4,698.99	.00	-17,018.74	17,018.74	.00
FUND/SCC-0069299 FY2018 NEGATIVE ACCOUNT B						
R1559 OTHER RECPT-SPECIAL FUNC	.00	.00	.00	194.24	-194.24	.00
TOTAL FY2018 NEGATIVE ACCOUNT	.00	.00	.00	194.24	-194.24	.00
FUND/SCC-0069300 NEGATIVE ACCT BALA FY19						
R1559 OTHER RECPT-SPECIAL FUNC	.00	.00	.00	27.75	-27.75	.00
TOTAL NEGATIVE ACCT BALA FY19	.00	.00	.00	27.75	-27.75	.00
FUND/SCC-0079230 SPECIAL TRUST/SHHS ALUMNI						
R1490 OTHER EARNINGS-INVESTMEN	.00	.00	.00	7.22	-7.22	.00
TOTAL SPECIAL TRUST/SHHS ALUM	.00	.00	.00	7.22	-7.22	.00
FUND/SCC-0079231 LO YOUTH LITERACY GRANT						
R1820 CONTRIBUT-PRIVATE SOURCE	.00	.00	.00	3,000.00	-3,000.00	.00
TOTAL LO YOUTH LITERACY GRANT	.00	.00	.00	3,000.00	-3,000.00	.00
FUND/SCC-0079995 MHJ-IC CHAPMAN AWARD						
R1820 CONTRIBUT-PRIVATE SOURCE	.00	.00	.00	7,500.00	-7,500.00	.00
TOTAL MHJ-IC CHAPMAN AWARD	.00	.00	.00	7,500.00	-7,500.00	.00
FUND/SCC-0079996 MS-AWI ED FOUNDATION						
R1820 CONTRIBUT-PRIVATE SOURCE	.00	5,204.99	.00	5,204.99	-5,204.99	.00
TOTAL MS-AWI ED FOUNDATION	.00	5,204.99	.00	5,204.99	-5,204.99	.00
FUND/SCC-0090000 UNIFORM SCHOOL SUPP						
R1720 SALE OF WORKBOOKS	.00	.00	.00	21.00	-21.00	.00
TOTAL UNIFORM SCHOOL SUPP	.00	.00	.00	21.00	-21.00	.00
FUND/SCC-0099010 STORED VALUE CARDS - BLVD						
R1740 CLASS FEES	.00	70.00	.00	5,035.00	-5,035.00	.00
TOTAL STORED VALUE CARDS - BL	.00	70.00	.00	5,035.00	-5,035.00	.00

POWERSCHOOL
DATE: 03/10/2023
TIME: 16:03:39

SHAKER HEIGHTS CITY SCHOOLS
REVENUE STATUS REPORT

PAGE NUMBER: 4
REVSTA11

SELECTION CRITERIA: ALL
ACCOUNTING PERIOD: 8/23

SORTED BY: FUND/SCC,ACCOUNT
TOTALLED ON: FUND/SCC
PAGE BREAKS ON:

FUND/SCC-0099020 STORED VALUE CARDS - FERN

ACCOUNT - - - - TITLE - - - - -	BUDGET	PERIOD RECEIPTS	RECEIVABLES	YEAR TO DATE RECEIPTS	AVAILABLE BALANCE	YTD/ BUD
FUND/SCC-0099020 STORED VALUE CARDS - FERN						
R1740 CLASS FEES	.00	105.00	.00	6,720.00	-6,720.00	.00
TOTAL STORED VALUE CARDS - FE	.00	105.00	.00	6,720.00	-6,720.00	.00
FUND/SCC-0099030 STORED VALUE CARDS - LOMO						
R1740 CLASS FEES	.00	350.00	.00	6,265.00	-6,265.00	.00
TOTAL STORED VALUE CARDS - LO	.00	350.00	.00	6,265.00	-6,265.00	.00
FUND/SCC-0099060 STORED VALUE CARDS - MERC						
R1740 CLASS FEES	.00	302.00	.00	6,952.00	-6,952.00	.00
TOTAL STORED VALUE CARDS - ME	.00	302.00	.00	6,952.00	-6,952.00	.00
FUND/SCC-0099080 STORED VALUE CARDS - ONAW						
R1740 CLASS FEES	.00	1,115.00	.00	8,655.00	-8,655.00	.00
TOTAL STORED VALUE CARDS - ON	.00	1,115.00	.00	8,655.00	-8,655.00	.00
FUND/SCC-0099110 STORED VALUE CARDS - WOOD						
R1740 CLASS FEES	.00	140.00	.00	11,758.25	-11,758.25	.00
TOTAL STORED VALUE CARDS - WO	.00	140.00	.00	11,758.25	-11,758.25	.00
FUND/SCC-0099217 MIDDLE SCHOOL SUPPLIES						
R1710 CLASSROOM SUPPLIES	.00	90.00	.00	750.00	-750.00	.00
TOTAL MIDDLE SCHOOL SUPPLIES	.00	90.00	.00	750.00	-750.00	.00
FUND/SCC-0099218 INSTRUCTIONAL FEES HIGH S						
R1710 CLASSROOM SUPPLIES	.00	1,892.34	.00	6,444.34	-6,444.34	.00
TOTAL INSTRUCTIONAL FEES HIGH	.00	1,892.34	.00	6,444.34	-6,444.34	.00
FUND/SCC-0119231 SPECIAL TEST - AP						
R1631 ACADEMIC ORIENTED ACTIV	.00	720.00	.00	83,863.25	-83,863.25	.00
TOTAL SPECIAL TEST - AP	.00	720.00	.00	83,863.25	-83,863.25	.00
FUND/SCC-0119588 IB TESTING						
R1631 ACADEMIC ORIENTED ACTIV	.00	420.00	.00	32,125.00	-32,125.00	.00
TOTAL IB TESTING	.00	420.00	.00	32,125.00	-32,125.00	.00
FUND/SCC-0119918 EL SISTEMA - LOMOND VIOLI						
R1634 MUSIC ORIENTED ACTIVITY	.00	850.00	.00	4,950.00	-4,950.00	.00
TOTAL EL SISTEMA - LOMOND VIO	.00	850.00	.00	4,950.00	-4,950.00	.00
FUND/SCC-0149232 H.S. PLANETARIUM						
R1830 SERV PROVIDED OTHR ENTIT	.00	186.00	.00	186.00	-186.00	.00
TOTAL H.S. PLANETARIUM	.00	186.00	.00	186.00	-186.00	.00

FUND/SCC-0149235 GERMAN SUMMER TRAVEL

POWERSCHOOL
DATE: 03/10/2023
TIME: 16:03:39

SHAKER HEIGHTS CITY SCHOOLS
REVENUE STATUS REPORT

PAGE NUMBER: 5
REVSTA11

SELECTION CRITERIA: ALL
ACCOUNTING PERIOD: 8/23

SORTED BY: FUND/SCC,ACCOUNT
TOTALLED ON: FUND/SCC
PAGE BREAKS ON:

FUND/SCC-0149235 GERMAN SUMMER TRAVEL

ACCOUNT - - - - - TITLE - - - - -	BUDGET	PERIOD RECEIPTS	RECEIVABLES	YEAR TO DATE RECEIPTS	AVAILABLE BALANCE	YTD/ BUD
R1632 LANGUAGE ORIENTD ACTIVIT	.00	5,400.00	.00	27,440.00	-27,440.00	.00
TOTAL GERMAN SUMMER TRAVEL	.00	5,400.00	.00	27,440.00	-27,440.00	.00
FUND/SCC-0149237 ROTARY-INTERNAL SERV OTHE						
R1626 PUBLIC SERVICE ACTIVITY	.00	.00	.00	390.00	-390.00	.00
R1631 ACADEMIC ORIENTED ACTIV	.00	380.00	.00	8,892.00	-8,892.00	.00
TOTAL ROTARY-INTERNAL SERV OT	.00	380.00	.00	9,282.00	-9,282.00	.00
FUND/SCC-0149238 RTA TICKETS						
R1390 OTHER TRANSPORTATION FEE	.00	.00	.00	1,417.50	-1,417.50	.00
TOTAL RTA TICKETS	.00	.00	.00	1,417.50	-1,417.50	.00
FUND/SCC-0149240 WOODBURY SWIM CAPS						
R1635 SPORT ORIENTED ACTIVITIE	.00	.00	.00	304.00	-304.00	.00
R1710 CLASSROOM SUPPLIES	.00	.00	.00	1,346.00	-1,346.00	.00
R1720 SALE OF WORKBOOKS	.00	.00	.00	146.00	-146.00	.00
TOTAL WOODBURY SWIM CAPS	.00	.00	.00	1,796.00	-1,796.00	.00
FUND/SCC-0149241 TRANSCRIPT FEES						
R1626 PUBLIC SERVICE ACTIVITY	.00	117.00	.00	4,209.00	-4,209.00	.00
TOTAL TRANSCRIPT FEES	.00	117.00	.00	4,209.00	-4,209.00	.00
FUND/SCC-0149852 CHILE TRIPS						
R1632 LANGUAGE ORIENTD ACTIVIT	.00	.00	.00	1,006.00	-1,006.00	.00
TOTAL CHILE TRIPS	.00	.00	.00	1,006.00	-1,006.00	.00
FUND/SCC-0189245 CHOIR/ORCH BOOSTER						
R1410 INTEREST ON INVESTMENTS	.00	71.61	.00	174.71	-174.71	.00
R1624 MUSIC ORIENTED ACTIVITY	.00	.00	.00	2,794.40	-2,794.40	.00
R1634 MUSIC ORIENTED ACTIVITY	.00	7,604.70	.00	52,074.10	-52,074.10	.00
R1820 CONTRIBUT-PRIVATE SOURCE	.00	1,000.00	.00	2,550.00	-2,550.00	.00
TOTAL CHOIR/ORCH BOOSTER	.00	8,676.31	.00	57,593.21	-57,593.21	.00
FUND/SCC-0189246 LOMOND BOOK FAIR						
R1626 PUBLIC SERVICE ACTIVITY	.00	.00	.00	3,404.98	-3,404.98	.00
TOTAL LOMOND BOOK FAIR	.00	.00	.00	3,404.98	-3,404.98	.00
FUND/SCC-0189253 BAND BOOSTERS						
R1410 INTEREST ON INVESTMENTS	.00	28.72	.00	185.95	-185.95	.00
TOTAL BAND BOOSTERS	.00	28.72	.00	185.95	-185.95	.00
FUND/SCC-0189259 IMMERSION TRIPS CAMBODIA						
R1631 ACADEMIC ORIENTED ACTIV	.00	.00	.00	234.40	-234.40	.00
TOTAL IMMERSION TRIPS CAMBODI	.00	.00	.00	234.40	-234.40	.00

POWERSCHOOL
DATE: 03/10/2023
TIME: 16:03:39

SHAKER HEIGHTS CITY SCHOOLS
REVENUE STATUS REPORT

PAGE NUMBER: 6
REVSTA11

SELECTION CRITERIA: ALL
ACCOUNTING PERIOD: 8/23

SORTED BY: FUND/SCC,ACCOUNT
TOTALLED ON: FUND/SCC
PAGE BREAKS ON:

FUND/SCC-0189281 BOULEVARD

ACCOUNT - - - - TITLE - - - - -	BUDGET	PERIOD RECEIPTS	RECEIVABLES	YEAR TO DATE RECEIPTS	AVAILABLE BALANCE	YTD/ BUD
FUND/SCC-0189281 BOULEVARD						
R1410 INTEREST ON INVESTMENTS	.00	3.07	.00	19.89	-19.89	.00
TOTAL BOULEVARD	.00	3.07	.00	19.89	-19.89	.00
FUND/SCC-0189282 FERNWAY						
R1410 INTEREST ON INVESTMENTS	.00	10.90	.00	70.57	-70.57	.00
TOTAL FERNWAY	.00	10.90	.00	70.57	-70.57	.00
FUND/SCC-0189283 LOMOND						
R1410 INTEREST ON INVESTMENTS	.00	18.22	.00	116.66	-116.66	.00
R1626 PUBLIC SERVICE ACTIVITY	.00	2,400.00	.00	2,520.61	-2,520.61	.00
R1631 ACADEMIC ORIENTED ACTIV	.00	.00	.00	.69	-.69	.00
TOTAL LOMOND	.00	2,418.22	.00	2,637.96	-2,637.96	.00
FUND/SCC-0189284 MERCER						
R1410 INTEREST ON INVESTMENTS	.00	4.94	.00	31.99	-31.99	.00
TOTAL MERCER	.00	4.94	.00	31.99	-31.99	.00
FUND/SCC-0189285 ONAWAY						
R1410 INTEREST ON INVESTMENTS	.00	22.40	.00	145.07	-145.07	.00
TOTAL ONAWAY	.00	22.40	.00	145.07	-145.07	.00
FUND/SCC-0189286 WOODBURY						
R1410 INTEREST ON INVESTMENTS	.00	1.49	.00	9.65	-9.65	.00
TOTAL WOODBURY	.00	1.49	.00	9.65	-9.65	.00
FUND/SCC-0189287 MIDDLE SCHOOL						
R1410 INTEREST ON INVESTMENTS	.00	33.08	.00	209.73	-209.73	.00
R1626 PUBLIC SERVICE ACTIVITY	.00	.00	.00	40.00	-40.00	.00
R1631 ACADEMIC ORIENTED ACTIV	.00	.00	.00	-80.00	80.00	.00
R1740 CLASS FEES	.00	175.00	.00	10,700.00	-10,700.00	.00
R1820 CONTRIBUT-PRIVATE SOURCE	.00	26.20	.00	1,635.20	-1,635.20	.00
TOTAL MIDDLE SCHOOL	.00	234.28	.00	12,504.93	-12,504.93	.00
FUND/SCC-0189288 HIGH SCHOOL						
R1410 INTEREST ON INVESTMENTS	.00	137.11	.00	815.03	-815.03	.00
R1631 ACADEMIC ORIENTED ACTIV	.00	.00	.00	85.00	-85.00	.00
R1740 CLASS FEES	.00	1,224.00	.00	29,678.00	-29,678.00	.00
R1820 CONTRIBUT-PRIVATE SOURCE	.00	.00	.00	660.78	-660.78	.00
R1890 OTHER MISC RECEIPTS	.00	6.00	.00	3,988.00	-3,988.00	.00
TOTAL HIGH SCHOOL	.00	1,367.11	.00	35,226.81	-35,226.81	.00
FUND/SCC-0189289 PTO GRANTS - HIGH SCHOOL						
R1820 CONTRIBUT-PRIVATE SOURCE	.00	125.00	.00	-2,046.30	2,046.30	.00
TOTAL PTO GRANTS - HIGH SCHOO	.00	125.00	.00	-2,046.30	2,046.30	.00

POWERSCHOOL
DATE: 03/10/2023
TIME: 16:03:39

SHAKER HEIGHTS CITY SCHOOLS
REVENUE STATUS REPORT

PAGE NUMBER: 7
REVSTA11

SELECTION CRITERIA: ALL
ACCOUNTING PERIOD: 8/23

SORTED BY: FUND/SCC,ACCOUNT
TOTALLED ON: FUND/SCC
PAGE BREAKS ON:

FUND/SCC-0189289 PTO GRANTS - HIGH SCHOOL

ACCOUNT - - - - TITLE - - - - -	BUDGET	PERIOD RECEIPTS	RECEIVABLES	YEAR TO DATE RECEIPTS	AVAILABLE BALANCE	YTD/ BUD
FUND/SCC-0189920 SWEETHEART DANCE FKA FATH						
R1616 PUBLIC SERVICE ACTIVITY	.00	11,249.00	.00	13,474.00	-13,474.00	.00
TOTAL SWEETHEART DANCE FKA FA	.00	11,249.00	.00	13,474.00	-13,474.00	.00
FUND/SCC-0200000 SHAKER MERCHANDISE						
R1833 CUSTOMER SERVICES	.00	.00	.00	1.37	-1.37	.00
R1890 OTHER MISC RECEIPTS	.00	.00	.00	754.45	-754.45	.00
TOTAL SHAKER MERCHANDISE	.00	.00	.00	755.82	-755.82	.00
FUND/SCC-0229269 DEARBORN OPT LIFE INSUR						
R1839 OTHER ENTITIES	.00	5,043.63	.00	35,653.50	-35,653.50	.00
TOTAL DEARBORN OPT LIFE INSUR	.00	5,043.63	.00	35,653.50	-35,653.50	.00
FUND/SCC-0229272 SERS						
R1890 OTHER MISC RECEIPTS	.00	.00	.00	236,569.59	-236,569.59	.00
TOTAL SERS	.00	.00	.00	236,569.59	-236,569.59	.00
FUND/SCC-0229275 WORKER'S COMP-AGENCY						
R1890 OTHER MISC RECEIPTS	.00	.00	.00	6,548.54	-6,548.54	.00
TOTAL WORKER'S COMP-AGENCY	.00	.00	.00	6,548.54	-6,548.54	.00
FUND/SCC-0229290 ALLSTATE VOLUNTARY INSURA						
R1839 OTHER ENTITIES	.00	19,069.21	.00	144,914.30	-144,914.30	.00
TOTAL ALLSTATE VOLUNTARY INSU	.00	19,069.21	.00	144,914.30	-144,914.30	.00
FUND/SCC-0229291 LINCOLN NATIONAL LTD						
R1839 OTHER ENTITIES	.00	4,518.96	.00	35,009.13	-35,009.13	.00
TOTAL LINCOLN NATIONAL LTD	.00	4,518.96	.00	35,009.13	-35,009.13	.00
FUND/SCC-0229293 MEDICAL MUTUAL FLEX PLAN						
R1839 OTHER ENTITIES	.00	24,793.04	.00	185,069.94	-185,069.94	.00
TOTAL MEDICAL MUTUAL FLEX PLA	.00	24,793.04	.00	185,069.94	-185,069.94	.00
FUND/SCC-0229294 LEGAL SHIELD EMPLOYEE PD						
R1839 OTHER ENTITIES	.00	1,420.00	.00	10,046.16	-10,046.16	.00
TOTAL LEGAL SHIELD EMPLOYEE P	.00	1,420.00	.00	10,046.16	-10,046.16	.00
FUND/SCC-0229801 HATHAWAY BROWN-AGENCY						
R1832 OTHER SCHOOL DISTRICTS	.00	.00	.00	110,135.20	-110,135.20	.00
TOTAL HATHAWAY BROWN-AGENCY	.00	.00	.00	110,135.20	-110,135.20	.00
FUND/SCC-0229806 UNIVERSITY SCHOOL-AGENCY						
R1832 OTHER SCHOOL DISTRICTS	.00	40,330.10	.00	78,750.36	-78,750.36	.00
TOTAL UNIVERSITY SCHOOL-AGENC	.00	40,330.10	.00	78,750.36	-78,750.36	.00

POWERSCHOOL
DATE: 03/10/2023
TIME: 16:03:39

SHAKER HEIGHTS CITY SCHOOLS
REVENUE STATUS REPORT

PAGE NUMBER: 8
REVSTA11

SELECTION CRITERIA: ALL
ACCOUNTING PERIOD: 8/23

SORTED BY: FUND/SCC,ACCOUNT
TOTALLED ON: FUND/SCC
PAGE BREAKS ON:

FUND/SCC-0229806 UNIVERSITY SCHOOL-AGENCY

ACCOUNT - - - - TITLE - - - - -	BUDGET	PERIOD RECEIPTS	RECEIVABLES	YEAR TO DATE RECEIPTS	AVAILABLE BALANCE	YTD/ BUD
FUND/SCC-0240000 EMP. BEN/SELF INS.PRESCRI						
R1839 OTHER ENTITIES	.00	222,816.07	.00	1,623,993.89	-1,623,993.89	.00
TOTAL EMP. BEN/SELF INS.PRESC	.00	222,816.07	.00	1,623,993.89	-1,623,993.89	.00
FUND/SCC-0249261 EMP. BEN/SELF INS./DENTAL						
R1839 OTHER ENTITIES	.00	60,870.54	.00	487,621.63	-487,621.63	.00
R1890 OTHER MISC RECEIPTS	.00	.00	.00	-114,000.00	114,000.00	.00
TOTAL EMP. BEN/SELF INS./DENT	.00	60,870.54	.00	373,621.63	-373,621.63	.00
FUND/SCC-0249262 EMP. BEN/SELF INS./HEALTH						
R1839 OTHER ENTITIES	.00	898,634.14	.00	6,645,319.03	-6,645,319.03	.00
R1890 OTHER MISC RECEIPTS	.00	.00	.00	114,950.00	-114,950.00	.00
TOTAL EMP. BEN/SELF INS./HEAL	.00	898,634.14	.00	6,760,269.03	-6,760,269.03	.00
FUND/SCC-0249264 EMP. BEN/SELF INS./COBRA						
R1839 OTHER ENTITIES	.00	1,671.88	.00	8,359.40	-8,359.40	.00
TOTAL EMP. BEN/SELF INS./COBR	.00	1,671.88	.00	8,359.40	-8,359.40	.00
FUND/SCC-0249270 DEARBORN LIFE INSURANCE						
R1839 OTHER ENTITIES	.00	5,403.60	.00	41,960.82	-41,960.82	.00
TOTAL DEARBORN LIFE INSURANCE	.00	5,403.60	.00	41,960.82	-41,960.82	.00
FUND/SCC-2009501 BOOKSTORE						
R1640 BOOKSTORE SALES	.00	322.00	.00	6,621.35	-6,621.35	.00
TOTAL BOOKSTORE	.00	322.00	.00	6,621.35	-6,621.35	.00
FUND/SCC-2009502 CHEERLEADERS						
R1625 SPORT ORIENTED ACTIVITIE	.00	148.00	.00	1,111.00	-1,111.00	.00
R1635 SPORT ORIENTED ACTIVITIE	.00	275.00	.00	1,492.00	-1,492.00	.00
TOTAL CHEERLEADERS	.00	423.00	.00	2,603.00	-2,603.00	.00
FUND/SCC-2009504 MS DRILL TEAM						
R1635 SPORT ORIENTED ACTIVITIE	.00	190.00	.00	190.00	-190.00	.00
TOTAL MS DRILL TEAM	.00	190.00	.00	190.00	-190.00	.00
FUND/SCC-2009506 YOUTH ENDING HUNGER						
R1626 PUBLIC SERVICE ACTIVITY	.00	.00	.00	2,068.50	-2,068.50	.00
R1820 CONTRIBUT-PRIVATE SOURCE	.00	.00	.00	10.00	-10.00	.00
TOTAL YOUTH ENDING HUNGER	.00	.00	.00	2,078.50	-2,078.50	.00
FUND/SCC-2009512 MIDDLE SCHOOL MODEL UN						
R1631 ACADEMIC ORIENTED ACTIV	.00	4,160.00	.00	7,020.00	-7,020.00	.00
TOTAL MIDDLE SCHOOL MODEL UN	.00	4,160.00	.00	7,020.00	-7,020.00	.00

POWERSCHOOL
DATE: 03/10/2023
TIME: 16:03:39

SHAKER HEIGHTS CITY SCHOOLS
REVENUE STATUS REPORT

PAGE NUMBER: 9
REVSTA11

SELECTION CRITERIA: ALL
ACCOUNTING PERIOD: 8/23

SORTED BY: FUND/SCC,ACCOUNT
TOTALLED ON: FUND/SCC
PAGE BREAKS ON:

FUND/SCC-2009521 DRAMA

ACCOUNT - - - - TITLE - - - - -	BUDGET	PERIOD RECEIPTS	RECEIVABLES	YEAR TO DATE RECEIPTS	AVAILABLE BALANCE	YTD/ BUD
FUND/SCC-2009521 DRAMA						
R1622 LANGUAGE ORIENTD ACTIVIT	.00	2,255.00	.00	2,500.00	-2,500.00	.00
R1631 ACADEMIC ORIENTED ACTIV	.00	.00	.00	1,672.46	-1,672.46	.00
R1820 CONTRIBUT-PRIVATE SOURCE	.00	225.00	.00	2,799.74	-2,799.74	.00
TOTAL DRAMA	.00	2,480.00	.00	6,972.20	-6,972.20	.00
FUND/SCC-2009525 LATIN CLUB						
R1622 LANGUAGE ORIENTD ACTIVIT	.00	.00	.00	897.00	-897.00	.00
R1632 LANGUAGE ORIENTD ACTIVIT	.00	500.00	.00	1,125.00	-1,125.00	.00
TOTAL LATIN CLUB	.00	500.00	.00	2,022.00	-2,022.00	.00
FUND/SCC-2009528 GRISTMILL						
R1626 PUBLIC SERVICE ACTIVITY	.00	490.00	.00	20,345.00	-20,345.00	.00
TOTAL GRISTMILL	.00	490.00	.00	20,345.00	-20,345.00	.00
FUND/SCC-2009531 INSTRUMENTAL						
R1634 MUSIC ORIENTED ACTIVITY	.00	10,250.00	.00	21,962.00	-21,962.00	.00
TOTAL INSTRUMENTAL	.00	10,250.00	.00	21,962.00	-21,962.00	.00
FUND/SCC-2009534 RUGBY CLUB						
R1625 SPORT ORIENTED ACTIVITIE	.00	.00	.00	195.00	-195.00	.00
TOTAL RUGBY CLUB	.00	.00	.00	195.00	-195.00	.00
FUND/SCC-2009535 MODEL UN						
R1621 ACADEMIC ORIENTED ACTIV	.00	.00	.00	172.00	-172.00	.00
R1631 ACADEMIC ORIENTED ACTIV	.00	2,000.00	.00	2,000.00	-2,000.00	.00
TOTAL MODEL UN	.00	2,000.00	.00	2,172.00	-2,172.00	.00
FUND/SCC-2009539 ECOLOGY CLUB						
R1626 PUBLIC SERVICE ACTIVITY	.00	.00	.00	705.00	-705.00	.00
R1820 CONTRIBUT-PRIVATE SOURCE	.00	.00	.00	203.57	-203.57	.00
TOTAL ECOLOGY CLUB	.00	.00	.00	908.57	-908.57	.00
FUND/SCC-2009545 HS STUDENT COUNCIL						
R1820 CONTRIBUT-PRIVATE SOURCE	.00	.00	.00	156.90	-156.90	.00
TOTAL HS STUDENT COUNCIL	.00	.00	.00	156.90	-156.90	.00
FUND/SCC-2009550 SEMANTEME						
R1820 CONTRIBUT-PRIVATE SOURCE	.00	60.94	.00	60.94	-60.94	.00
TOTAL SEMANTEME	.00	60.94	.00	60.94	-60.94	.00
FUND/SCC-2009553 SKI CLUB						
R1635 SPORT ORIENTED ACTIVITIE	.00	2,310.00	.00	44,665.00	-44,665.00	.00
TOTAL SKI CLUB	.00	2,310.00	.00	44,665.00	-44,665.00	.00

POWERSCHOOL
DATE: 03/10/2023
TIME: 16:03:39

SHAKER HEIGHTS CITY SCHOOLS
REVENUE STATUS REPORT

PAGE NUMBER: 10
REVSTA11

SELECTION CRITERIA: ALL
ACCOUNTING PERIOD: 8/23

SORTED BY: FUND/SCC,ACCOUNT
TOTALLED ON: FUND/SCC
PAGE BREAKS ON:

FUND/SCC-2009555 STUDENT COUNCIL NOT HS

ACCOUNT - - - - TITLE - - - - -	BUDGET	PERIOD RECEIPTS	RECEIVABLES	YEAR TO DATE RECEIPTS	AVAILABLE BALANCE	YTD/ BUD
FUND/SCC-2009555 STUDENT COUNCIL NOT HS						
R1626 PUBLIC SERVICE ACTIVITY	.00	.00	.00	3,519.00	-3,519.00	.00
TOTAL STUDENT COUNCIL NOT HS	.00	.00	.00	3,519.00	-3,519.00	.00
FUND/SCC-2009576 SANKOFA						
R1624 MUSIC ORIENTED ACTIVITY	.00	5,179.00	.00	5,179.00	-5,179.00	.00
R1820 CONTRIBUT-PRIVATE SOURCE	.00	1,650.00	.00	1,650.00	-1,650.00	.00
TOTAL SANKOFA	.00	6,829.00	.00	6,829.00	-6,829.00	.00
FUND/SCC-2009586 RAIDERETTES (STUDENT ACTI						
R1634 MUSIC ORIENTED ACTIVITY	.00	.00	.00	2,661.50	-2,661.50	.00
TOTAL RAIDERETTES (STUDENT AC	.00	.00	.00	2,661.50	-2,661.50	.00
FUND/SCC-2009588 IB COMMUNITY SERVICE PROJ						
R1626 PUBLIC SERVICE ACTIVITY	.00	.00	.00	75.00	-75.00	.00
TOTAL IB COMMUNITY SERVICE PR	.00	.00	.00	75.00	-75.00	.00
FUND/SCC-2009603 CLASS OF 2022						
R1626 PUBLIC SERVICE ACTIVITY	.00	.00	.00	77.61	-77.61	.00
TOTAL CLASS OF 2022	.00	.00	.00	77.61	-77.61	.00
FUND/SCC-2009605 CLASS OF 2023						
R1626 PUBLIC SERVICE ACTIVITY	.00	.00	.00	21,408.71	-21,408.71	.00
R1820 CONTRIBUT-PRIVATE SOURCE	.00	.00	.00	759.79	-759.79	.00
TOTAL CLASS OF 2023	.00	.00	.00	22,168.50	-22,168.50	.00
FUND/SCC-2009609 MOCK TRIAL-HIGH SCHOOL						
R1626 PUBLIC SERVICE ACTIVITY	.00	.00	.00	779.10	-779.10	.00
TOTAL MOCK TRIAL-HIGH SCHOOL	.00	.00	.00	779.10	-779.10	.00
FUND/SCC-2009610 HS CLASS OF 2024						
R1626 PUBLIC SERVICE ACTIVITY	.00	69.00	.00	1,910.00	-1,910.00	.00
R1820 CONTRIBUT-PRIVATE SOURCE	.00	.00	.00	172.06	-172.06	.00
TOTAL HS CLASS OF 2024	.00	69.00	.00	2,082.06	-2,082.06	.00
FUND/SCC-2009612 HS CLASS OF 2025						
R1820 CONTRIBUT-PRIVATE SOURCE	.00	.00	.00	239.07	-239.07	.00
TOTAL HS CLASS OF 2025	.00	.00	.00	239.07	-239.07	.00
FUND/SCC-2009613 CLASS OF 2026						
R1626 PUBLIC SERVICE ACTIVITY	.00	259.00	.00	259.00	-259.00	.00
R1820 CONTRIBUT-PRIVATE SOURCE	.00	.00	.00	157.63	-157.63	.00
TOTAL CLASS OF 2026	.00	259.00	.00	416.63	-416.63	.00
FUND/SCC-2009614 RAIDER ROAST						

POWERSCHOOL
DATE: 03/10/2023
TIME: 16:03:39

SHAKER HEIGHTS CITY SCHOOLS
REVENUE STATUS REPORT

PAGE NUMBER: 11
REVSTA11

SELECTION CRITERIA: ALL
ACCOUNTING PERIOD: 8/23

SORTED BY: FUND/SCC,ACCOUNT
TOTALLED ON: FUND/SCC
PAGE BREAKS ON:

FUND/SCC-2009614 RAIDER ROAST

ACCOUNT - - - - -	TITLE - - - - -	BUDGET	PERIOD RECEIPTS	RECEIVABLES	YEAR TO DATE RECEIPTS	AVAILABLE BALANCE	YTD/ BUD
R1626	PUBLIC SERVICE ACTIVITY	.00	299.50	.00	1,493.50	-1,493.50	.00
R1820	CONTRIBUT-PRIVATE SOURCE	.00	.00	.00	2,026.07	-2,026.07	.00
TOTAL	RAIDER ROAST	.00	299.50	.00	3,519.57	-3,519.57	.00
FUND/SCC-2009615 FIELDSTONE RIDING							
R1626	PUBLIC SERVICE ACTIVITY	.00	149.00	.00	533.25	-533.25	.00
R1820	CONTRIBUT-PRIVATE SOURCE	.00	.00	.00	695.23	-695.23	.00
TOTAL	FIELDSTONE RIDING	.00	149.00	.00	1,228.48	-1,228.48	.00
FUND/SCC-2009616 HS SKI CLUB							
R1635	SPORT ORIENTED ACTIVITIE	.00	.00	.00	3,520.00	-3,520.00	.00
TOTAL	HS SKI CLUB	.00	.00	.00	3,520.00	-3,520.00	.00
FUND/SCC-3009601 H.S. MEN'S ATHLETICS							
R1625	SPORT ORIENTED ACTIVITIE	.00	2,586.00	.00	66,963.42	-66,963.42	.00
R1635	SPORT ORIENTED ACTIVITIE	.00	1,900.00	.00	2,200.00	-2,200.00	.00
R1890	OTHER MISC RECEIPTS	.00	300.00	.00	1,982.09	-1,982.09	.00
R5100	TRANSFERS-IN	.00	.00	.00	117,500.00	-117,500.00	.00
TOTAL	H.S. MEN'S ATHLETICS	.00	4,786.00	.00	188,645.51	-188,645.51	.00
FUND/SCC-3009602 M.S. ATHLETICS							
R1615	SPORT ORIENTED ACTIVITIE	.00	.00	.00	985.00	-985.00	.00
R1860	FINES	.00	.00	.00	20.00	-20.00	.00
R5100	TRANSFERS-IN	.00	.00	.00	30,000.00	-30,000.00	.00
TOTAL	M.S. ATHLETICS	.00	.00	.00	31,005.00	-31,005.00	.00
FUND/SCC-3009603 H.S. WOMEN'S ATHLETICS							
R1625	SPORT ORIENTED ACTIVITIE	.00	1,392.00	.00	28,234.92	-28,234.92	.00
R1890	OTHER MISC RECEIPTS	.00	.00	.00	4,432.08	-4,432.08	.00
R5100	TRANSFERS-IN	.00	.00	.00	102,500.00	-102,500.00	.00
TOTAL	H.S. WOMEN'S ATHLETICS	.00	1,392.00	.00	135,167.00	-135,167.00	.00
FUND/SCC-3009608 GIRLS VOLLEYBALL FUND							
R1625	SPORT ORIENTED ACTIVITIE	.00	.00	.00	1,743.00	-1,743.00	.00
TOTAL	GIRLS VOLLEYBALL FUND	.00	.00	.00	1,743.00	-1,743.00	.00
FUND/SCC-3009609 GIRLS TRACK FUNDRAISER							
R1625	SPORT ORIENTED ACTIVITIE	.00	1,400.00	.00	1,400.00	-1,400.00	.00
TOTAL	GIRLS TRACK FUNDRAISER	.00	1,400.00	.00	1,400.00	-1,400.00	.00
FUND/SCC-3009613 FOOTBALL FUNDRAISER							
R1635	SPORT ORIENTED ACTIVITIE	.00	.00	.00	50.00	-50.00	.00
TOTAL	FOOTBALL FUNDRAISER	.00	.00	.00	50.00	-50.00	.00
FUND/SCC-3009614 BASKETBALL FUNDRAISER							

POWERSCHOOL
DATE: 03/10/2023
TIME: 16:03:39

SHAKER HEIGHTS CITY SCHOOLS
REVENUE STATUS REPORT

PAGE NUMBER: 12
REVSTA11

SELECTION CRITERIA: ALL
ACCOUNTING PERIOD: 8/23

SORTED BY: FUND/SCC,ACCOUNT
TOTALLED ON: FUND/SCC
PAGE BREAKS ON:

FUND/SCC-3009614 BASKETBALL FUNDRAISER

ACCOUNT - - - - TITLE - - - - -	BUDGET	PERIOD RECEIPTS	RECEIVABLES	YEAR TO DATE RECEIPTS	AVAILABLE BALANCE	YTD/ BUD
R1625 SPORT ORIENTED ACTIVITIE	.00	1,283.36	.00	10,716.11	-10,716.11	.00
R1820 CONTRIBUT-PRIVATE SOURCE	.00	.00	.00	15,240.90	-15,240.90	.00
TOTAL BASKETBALL FUNDRAISER	.00	1,283.36	.00	25,957.01	-25,957.01	.00
FUND/SCC-3009616 BASEBALL FUNDRAISER						
R1820 CONTRIBUT-PRIVATE SOURCE	.00	.00	.00	1,926.58	-1,926.58	.00
TOTAL BASEBALL FUNDRAISER	.00	.00	.00	1,926.58	-1,926.58	.00
FUND/SCC-3009620 GIRLS CROSS COUNTRY FUND						
R1625 SPORT ORIENTED ACTIVITIE	.00	.00	.00	-450.00	450.00	.00
R1635 SPORT ORIENTED ACTIVITIE	.00	.00	.00	8,325.00	-8,325.00	.00
R1890 OTHER MISC RECEIPTS	.00	.00	.00	1,778.92	-1,778.92	.00
TOTAL GIRLS CROSS COUNTRY FUN	.00	.00	.00	9,653.92	-9,653.92	.00
FUND/SCC-3009624 WRESTLING FUNDRAISING ACC						
R1625 SPORT ORIENTED ACTIVITIE	.00	363.00	.00	363.00	-363.00	.00
TOTAL WRESTLING FUNDRAISING A	.00	363.00	.00	363.00	-363.00	.00
FUND/SCC-3009625 BOYS SWIMMING FUNDRAISER						
R1820 CONTRIBUT-PRIVATE SOURCE	.00	.00	.00	405.00	-405.00	.00
TOTAL BOYS SWIMMING FUNDRAISE	.00	.00	.00	405.00	-405.00	.00
FUND/SCC-3009626 GIRLS SWIMMING FUNDRAISER						
R1635 SPORT ORIENTED ACTIVITIE	.00	.00	.00	551.23	-551.23	.00
TOTAL GIRLS SWIMMING FUNDRAIS	.00	.00	.00	551.23	-551.23	.00
FUND/SCC-3009629 MS ATHLETICS FUNDRAISER						
R1625 SPORT ORIENTED ACTIVITIE	.00	.00	.00	6,077.50	-6,077.50	.00
TOTAL MS ATHLETICS FUNDRAISER	.00	.00	.00	6,077.50	-6,077.50	.00
FUND/SCC-4019303 ST DOMINIC FY 23						
R1410 INTEREST ON INVESTMENTS	.00	138.73	.00	413.96	-413.96	.00
R3219 OTHR RSTRD GRANT AID -OH	.00	88,326.53	.00	178,856.96	-178,856.96	.00
TOTAL ST DOMINIC FY 23	.00	88,465.26	.00	179,270.92	-179,270.92	.00
FUND/SCC-4519223 ETECH CONNECTIVITY FY23						
R3219 OTHR RSTRD GRANT AID -OH	.00	.00	.00	7,200.00	-7,200.00	.00
TOTAL ETECH CONNECTIVITY FY23	.00	.00	.00	7,200.00	-7,200.00	.00
FUND/SCC-4999022 PARENT MENTOR GRANT FY22						
R3219 OTHR RSTRD GRANT AID -OH	.00	.00	.00	5,992.65	-5,992.65	.00
TOTAL PARENT MENTOR GRANT FY2	.00	.00	.00	5,992.65	-5,992.65	.00
FUND/SCC-5079002 ESSER II FY23						
R4220 RSTRD GRANT AID-FED GOV	.00	86,339.91	.00	86,339.91	-86,339.91	.00

POWERSCHOOL
DATE: 03/10/2023
TIME: 16:03:39

SHAKER HEIGHTS CITY SCHOOLS
REVENUE STATUS REPORT

PAGE NUMBER: 13
REVSTA11

SELECTION CRITERIA: ALL
ACCOUNTING PERIOD: 8/23

SORTED BY: FUND/SCC,ACCOUNT
TOTALLED ON: FUND/SCC
PAGE BREAKS ON:

FUND/SCC-5079002 ESSER II FY23

ACCOUNT - - - - TITLE - - - - -	BUDGET	PERIOD RECEIPTS	RECEIVABLES	YEAR TO DATE RECEIPTS	AVAILABLE BALANCE	YTD/ BUD
TOTAL ESSER II FY23	.00	86,339.91	.00	86,339.91	-86,339.91	.00
FUND/SCC-5079003 ARP ESSER FY23						
R4220 RSTRD GRANT AID-FED GOV	.00	164,308.37	.00	925,614.94	-925,614.94	.00
TOTAL ARP ESSER FY23	.00	164,308.37	.00	925,614.94	-925,614.94	.00
FUND/SCC-5079022 ESSER II						
R4220 RSTRD GRANT AID-FED GOV	.00	.00	.00	118,985.36	-118,985.36	.00
TOTAL ESSER II	.00	.00	.00	118,985.36	-118,985.36	.00
FUND/SCC-5079023 ARP ESSER						
R4220 RSTRD GRANT AID-FED GOV	.00	.00	.00	882,837.48	-882,837.48	.00
TOTAL ARP ESSER	.00	.00	.00	882,837.48	-882,837.48	.00
FUND/SCC-5079024 ARP HOMELESS						
R4220 RSTRD GRANT AID-FED GOV	.00	.00	.00	10,000.00	-10,000.00	.00
TOTAL ARP HOMELESS	.00	.00	.00	10,000.00	-10,000.00	.00
FUND/SCC-5169216 IDEA B FY22						
R4220 RSTRD GRANT AID-FED GOV	.00	.00	.00	515,401.77	-515,401.77	.00
TOTAL IDEA B FY22	.00	.00	.00	515,401.77	-515,401.77	.00
FUND/SCC-5169316 IDEA B FY23						
R4220 RSTRD GRANT AID-FED GOV	.00	117,730.29	.00	508,883.95	-508,883.95	.00
TOTAL IDEA B FY23	.00	117,730.29	.00	508,883.95	-508,883.95	.00
FUND/SCC-5519251 TITLE III LEP FY22						
R4220 RSTRD GRANT AID-FED GOV	.00	.00	.00	3,908.91	-3,908.91	.00
TOTAL TITLE III LEP FY22	.00	.00	.00	3,908.91	-3,908.91	.00
FUND/SCC-5519351 TITLE III LEP FY23						
R4220 RSTRD GRANT AID-FED GOV	.00	834.62	.00	3,755.79	-3,755.79	.00
TOTAL TITLE III LEP FY23	.00	834.62	.00	3,755.79	-3,755.79	.00
FUND/SCC-5729272 TITLE I FY22						
R4220 RSTRD GRANT AID-FED GOV	.00	.00	.00	145,952.54	-145,952.54	.00
TOTAL TITLE I FY22	.00	.00	.00	145,952.54	-145,952.54	.00
FUND/SCC-5729322 EOEY FY 22						
R4220 RSTRD GRANT AID-FED GOV	.00	.00	.00	8,953.42	-8,953.42	.00
TOTAL EOEY FY 22	.00	.00	.00	8,953.42	-8,953.42	.00
FUND/SCC-5729372 TITLE I FY23						
R4220 RSTRD GRANT AID-FED GOV	.00	127,132.24	.00	563,943.16	-563,943.16	.00
TOTAL TITLE I FY23	.00	127,132.24	.00	563,943.16	-563,943.16	.00

POWERSCHOOL
DATE: 03/10/2023
TIME: 16:03:39

SHAKER HEIGHTS CITY SCHOOLS
REVENUE STATUS REPORT

PAGE NUMBER: 14
REVSTA11

SELECTION CRITERIA: ALL
ACCOUNTING PERIOD: 8/23

SORTED BY: FUND/SCC,ACCOUNT
TOTALLED ON: FUND/SCC
PAGE BREAKS ON:

FUND/SCC-5729372 TITLE I FY23

ACCOUNT - - - - TITLE - - - - -	BUDGET	PERIOD RECEIPTS	RECEIVABLES	YEAR TO DATE RECEIPTS	AVAILABLE BALANCE	YTD/ BUD
FUND/SCC-5849022 TITLE IV FY22						
R1890 OTHER MISC RECEIPTS	.00	.00	.00	-6,743.18	6,743.18	.00
R4220 RSTRD GRANT AID-FED GOV	.00	.00	.00	28,448.63	-28,448.63	.00
TOTAL TITLE IV FY22	.00	.00	.00	21,705.45	-21,705.45	.00
FUND/SCC-5849023 TITLE IV FY23						
R4220 RSTRD GRANT AID-FED GOV	.00	.00	.00	10,815.00	-10,815.00	.00
TOTAL TITLE IV FY23	.00	.00	.00	10,815.00	-10,815.00	.00
FUND/SCC-5879287 PRE-K SPEC ED GRANT FY22						
R4220 RSTRD GRANT AID-FED GOV	.00	.00	.00	4,266.91	-4,266.91	.00
TOTAL PRE-K SPEC ED GRANT FY2	.00	.00	.00	4,266.91	-4,266.91	.00
FUND/SCC-5879387 PRE-K SPEC ED GRANT FY23						
R4220 RSTRD GRANT AID-FED GOV	.00	1,959.90	.00	8,633.98	-8,633.98	.00
TOTAL PRE-K SPEC ED GRANT FY2	.00	1,959.90	.00	8,633.98	-8,633.98	.00
FUND/SCC-5909290 TITLE II FY22						
R1890 OTHER MISC RECEIPTS	.00	.00	.00	-2,541.39	2,541.39	.00
R4220 RSTRD GRANT AID-FED GOV	.00	.00	.00	65,210.99	-65,210.99	.00
TOTAL TITLE II FY22	.00	.00	.00	62,669.60	-62,669.60	.00
FUND/SCC-5909390 TITLE II FY23						
R4220 RSTRD GRANT AID-FED GOV	.00	19,849.34	.00	79,293.10	-79,293.10	.00
TOTAL TITLE II FY23	.00	19,849.34	.00	79,293.10	-79,293.10	.00
TOTAL REPORT	.00	31,380,841.25	.00	101,515,144.99	-101,515,144.99	.00

8. BUDGET ACCOUNT SUMMARY

POWERSCHOOL
DATE: 03/10/2023
TIME: 15:44:12

SHAKER HEIGHTS CITY SCHOOLS
EXPENDITURE STATUS REPORT

PAGE NUMBER: 1
EXPSTA11

SELECTION CRITERIA: ALL
ACCOUNTING PERIOD: 8/23

SORTED BY: FUND/SCC,1ST SUBTOTAL,ACCOUNT
TOTALLED ON: FUND/SCC,1ST SUBTOTAL
PAGE BREAKS ON:

FUND/SCC-0010000 GENERAL
1ST SUBTOTAL-100 GENERAL

ACCOUNT	TITLE	BUDGET	PERIOD EXPENDITURES	ENCUMBRANCES OUTSTANDING	YEAR TO DATE EXP	AVAILABLE BALANCE	YTD/ BUD
1ST SUBTOTAL-100	PERSONAL SERVICES						
111	REGULAR	39,726,312.00	3,328,620.48	.00	26,503,546.58	13,222,765.42	66.72
112	TEMPORARY	871,000.00	70,952.23	.00	360,217.73	510,782.27	41.36
113	SUPPLEMENTAL	1,315,000.00	10,297.74	.00	868,104.64	446,895.36	66.02
119	OTHER CERTIFIED SAL	-20,000.00	.00	.00	.00	-20,000.00	.00
121	SICK LEAVE	2,773,530.00	258,269.40	.00	1,658,652.97	1,114,877.03	59.80
122	PERSONAL LEAVE	462,579.00	26,230.59	.00	257,379.96	205,199.04	55.64
123	VACATION LEAVE	199,600.00	8,417.93	.00	152,965.13	46,634.87	76.64
125	PROFESSIONAL LEAVE	255,615.00	29,459.42	.00	267,933.39	-12,318.39	104.82
127	JURY DUTY	16,201.00	2,479.89	.00	11,402.01	4,798.99	70.38
132	TERMINATION BENEFIT	97,384.00	.00	.00	49,788.40	47,595.60	51.13
139	OTHER CERTIFIED COM	221,616.00	23,029.27	.00	315,219.30	-93,603.30	142.24
141	REGULAR	12,349,081.00	1,010,408.16	.00	7,859,223.46	4,489,857.54	63.64
142	TEMPORARY	358,000.00	29,886.52	.00	243,940.30	114,059.70	68.14
143	SUPPLEMENTAL	520,000.00	25,081.80	.00	358,179.56	161,820.44	68.88
144	OVERTIME	850,000.00	99,176.22	.00	727,576.67	122,423.33	85.60
149	OTHER NONCERTIFIED	3,000.00	.00	.00	4,675.03	-1,675.03	155.83
151	SICK LEAVE	792,596.00	76,892.72	.00	478,190.91	314,405.09	60.33
152	PERSONAL LEAVE	131,225.00	5,356.47	.00	82,867.81	48,357.19	63.15
153	VACATION LEAVE	647,338.00	24,176.84	.00	406,717.93	240,620.07	62.83
155	PROFESSIONAL LEAVE	17,316.00	1,089.42	.00	16,509.09	806.91	95.34
157	JURY DUTY	6,607.00	368.41	.00	1,430.17	5,176.83	21.65
159	OTHER NONCERTIFIED	37,916.00	.00	.00	85,884.07	-47,968.07	226.51
162	TERMINATION BENEFIT	309,084.00	.00	.00	41,637.69	267,446.31	13.47
169	OTHER NONCERTIFIED	12,000.00	292.95	.00	6,615.42	5,384.58	55.13
172	STUDENT WORKERS	61,437.00	2,233.75	.00	30,506.04	30,930.96	49.65
179	OTHER EMPLOYEES	393,563.00	34,381.52	.00	221,286.78	172,276.22	56.23
	TOTAL PERSONAL SERVICES	62,408,000.00	5,067,101.73	.00	41,010,451.04	21,397,548.96	65.71
1ST SUBTOTAL-200	EMPLOYEE RETIREMNT & INS.						
211	STRS-EMPLOYER'S SHA	6,419,674.00	524,930.96	.00	4,232,570.94	2,187,103.06	65.93
212	STRS-EMPLOYER'S SHA	367,326.00	32,140.43	.00	247,139.06	120,186.94	67.28
213	SOCIAL SECURITY	648,478.00	52,744.62	.00	431,532.84	216,945.16	66.55
221	SERS-EMPLOYER'S SHA	2,589,377.00	211,293.89	.00	1,682,532.69	906,844.31	64.98
222	SERS-EMPLOYER'S SHA	407,623.00	35,788.72	.00	284,644.30	122,978.70	69.83
223	SOCIAL SECURITY	216,522.00	17,574.23	.00	139,935.10	76,586.90	64.63
231	TUITION REIMBURSEME	115,556.39	10,415.00	35,852.39	69,800.00	9,904.00	91.43
232	UNIFORM/TOOLSREIMBU	48,915.29	3,756.08	31,575.66	20,103.60	-2,763.97	105.65
233	MEETING EXPENSE-SUP	84,704.50	6,131.32	43,319.59	72,856.53	-31,471.62	137.15
241	MEDICAL/HOSPITALIZA	5,515,465.00	488,588.24	.00	3,664,539.90	1,850,925.10	66.44
242	LIFE INSURANCE	41,758.00	3,285.80	.00	25,969.77	15,788.23	62.19
243	DENTAL INSURANCE	430,530.00	32,902.26	.00	267,361.80	163,168.20	62.10
249	CERTIFIED OTHER INS	1,342,876.00	120,756.70	.00	897,183.45	445,692.55	66.81
251	MEDICAL/HOSPITALIZA	2,558,561.00	229,726.72	.00	1,667,278.24	891,282.76	65.16
252	LIFE INSURANCE	20,742.00	1,676.02	.00	12,624.17	8,117.83	60.86
253	DENTAL INSURANCE	204,418.00	15,805.50	.00	123,371.19	81,046.81	60.35

POWERSCHOOL
DATE: 03/10/2023
TIME: 15:44:12

SHAKER HEIGHTS CITY SCHOOLS
EXPENDITURE STATUS REPORT

PAGE NUMBER: 2
EXPSTA11

SELECTION CRITERIA: ALL
ACCOUNTING PERIOD: 8/23

SORTED BY: FUND/SCC,1ST SUBTOTAL,ACCOUNT
TOTALLED ON: FUND/SCC,1ST SUBTOTAL
PAGE BREAKS ON:

FUND/SCC-0010000 GENERAL
1ST SUBTOTAL-200 GENERAL

ACCOUNT	TITLE	BUDGET	PERIOD EXPENDITURES	ENCUMBRANCES OUTSTANDING	YEAR TO DATE EXP	AVAILABLE BALANCE	YTD/ BUD
259	NONCERTIFIED INS BE	625,150.00	57,373.59	.00	406,833.99	218,316.01	65.08
281	UNEMPLOYMENT CERTIF	.00	.00	25,000.00	.00	-25,000.00	.00
282	UNEMPLOYMENT NON-CE	13,500.00	.00	171,259.76	3,740.24	-161,500.00	1296.30
	TOTAL EMPLOYEE RETIREMNT & IN	21,651,176.18	1,844,890.08	307,007.40	14,250,017.81	7,094,150.97	67.23
1ST SUBTOTAL-400	PURCHASED SERVICES						
411	INSTRUCTION SERVICE	113,967.50	.00	68,183.50	8,724.00	37,060.00	67.48
412	INSTRUCT. IMPROV. S	356,103.26	96,211.92	99,035.19	324,771.01	-67,702.94	119.01
413	HEALTH SERVICES	599,559.16	100,345.52	363,877.88	310,231.30	-74,550.02	112.43
414	STAFF SERVICES	467,000.00	71,561.44	871,579.23	360,920.77	-765,500.00	263.92
415	MANAGEMENT SERVICES	60,539.97	4,108.38	25,081.45	35,979.52	-521.00	100.86
416	DATA PROCESSING SER	200,515.00	.00	3,398.00	149,274.76	47,842.24	76.14
417	STATISTICAL SERVICE	210,972.35	10,898.33	289,437.53	53,563.17	-132,028.35	162.58
418	PROF./LEGAL SERVICE	437,708.20	17,279.70	720,215.76	251,184.11	-533,691.67	221.93
419	OTHER PROF. & TECH.	2,783,863.38	355,649.29	1,523,062.01	1,902,635.56	-641,834.19	123.06
422	GARBAGE REMOVE & CL	85,487.88	6,115.20	29,789.09	52,920.00	2,778.79	96.75
423	REPAIRS & MAINTENAN	2,596,864.00	90,140.36	1,285,800.34	1,564,249.67	-253,186.01	109.75
424	PROPERTY INSURANCE	179,000.00	.00	.00	195,021.00	-16,021.00	108.95
425	RENTALS	126,684.00	2,947.96	18,562.12	109,455.75	-1,333.87	101.05
426	LEASE PURCHASE AGRE	125,964.79	9,673.25	38,994.79	78,712.00	8,258.00	93.44
431	CERTIFIED TRAVEL RE	5,964.76	989.72	3,478.00	7,993.46	-5,506.70	192.32
432	CERTIFIED MEETING E	245,134.39	6,932.02	14,720.99	162,953.53	67,459.87	72.48
433	NONCERTIFIED TRAVEL	1,975.60	143.00	1,120.38	1,715.08	-859.86	143.52
434	NONCERTIFIED MEETIN	53,722.00	4,439.64	11,528.00	31,115.97	11,078.03	79.38
439	OTHER TRAV./MEET EX	6,140.00	200.00	.00	1,080.00	5,060.00	17.59
441	TELEPHONE SERVICE	226,040.25	14,052.87	108,124.58	142,922.51	-25,006.84	111.06
442	TELEGRAPH SERVICE	-97,400.00	.00	.00	-224,013.24	126,613.24	229.99
443	POSTAGE	21,596.00	27.26	.00	10,207.35	11,388.65	47.27
444	POSTAGE MACHINE REN	1,376.76	.00	1,376.76	2,752.08	-2,752.08	299.90
445	MAIL/MESSENGER SERV	1,755.29	41.82	2,827.32	275.43	-1,347.46	176.77
446	ADVERTISING	4,175.00	155.35	950.00	1,620.95	1,604.05	61.58
447	INTERNET ACCESS SER	33,775.00	2,723.86	13,621.00	21,790.88	-1,636.88	104.85
451	ELECTRICITY	551,000.00	35,740.77	340,216.41	302,283.59	-91,500.00	116.61
452	WATER AND SEWAGE	314,000.00	24,479.86	130,367.45	224,332.55	-40,700.00	112.96
453	GAS	352,000.00	37,918.53	206,275.28	199,724.72	-54,000.00	115.34
461	PRINTING AND BINDIN	57,807.32	1,544.91	8,950.82	18,892.92	29,963.58	48.17
471	TUITION PD. OTHER O	49,273.00	2,738.81	15,000.00	13,974.61	20,298.39	58.80
474	EXCESS COSTS	270,615.00	8.82	.00	8.82	270,606.18	.00
475	SPEC ED PMNT WITHIN	2,338,805.73	122,700.64	1,441,697.95	1,060,413.60	-163,305.82	106.98
476	PAYMNT UNDER A VOC.	682,508.59	32,913.53	242,129.59	187,852.65	252,526.35	63.00
477	PAYMNT UNDER OPEN E	10,680.72	.00	28,460.35	2,220.37	-20,000.00	287.25
479	OTHER PAYMENTS	71,397.00	7,516.74	.00	35,907.18	35,489.82	50.29
483	TRANSP. FROM OTHER	990,734.00	188,082.46	645,730.34	906,836.22	-561,832.56	156.71
499	OTHER PURCHASED SER	112,296.40	1,409.93	.00	2,858.61	109,437.79	2.55
	TOTAL PURCHASED SERVICES	14,649,602.30	1,249,691.89	8,553,592.11	8,513,362.46	-2,417,352.27	116.50

POWERSCHOOL
DATE: 03/10/2023
TIME: 15:44:12

SHAKER HEIGHTS CITY SCHOOLS
EXPENDITURE STATUS REPORT

PAGE NUMBER: 3
EXPSTA11

SELECTION CRITERIA: ALL
ACCOUNTING PERIOD: 8/23

SORTED BY: FUND/SCC,1ST SUBTOTAL,ACCOUNT
TOALED ON: FUND/SCC,1ST SUBTOTAL
PAGE BREAKS ON:

FUND/SCC-0010000 GENERAL
1ST SUBTOTAL-500 GENERAL

ACCOUNT	TITLE	BUDGET	PERIOD EXPENDITURES	ENCUMBRANCES OUTSTANDING	YEAR TO DATE EXP	AVAILABLE BALANCE	YTD/ BUD
1ST SUBTOTAL-500	SUPPLIES AND MATERIALS						
511	CLASSROOM SUPPLIES	641,304.67	35,211.47	180,222.08	470,194.05	-9,111.46	101.42
512	OFFICE SUPPLIES	102,894.18	2,688.91	32,778.25	40,595.56	29,520.37	71.31
514	HEALTH & HYGIENE SU	14,748.00	2,554.96	2,049.60	13,166.62	-468.22	103.17
516	SOFTWARE MATERIALS	504,687.45	40,189.99	121,426.72	348,078.23	35,182.50	93.03
517	COMPUTER SUPPLIES	36,671.58	2,609.68	12,743.50	35,834.82	-11,906.74	132.47
519	OTHER GENERAL SUPPL	1,268,308.52	73,038.27	2,161,395.53	492,803.08	-1,385,890.09	209.27
521	NEW TEXTBOOKS	78,929.30	2,119.75	47,366.61	155,842.68	-124,279.99	257.46
522	REPLACEMENT TEXTBOO	745.00	.00	.00	.00	745.00	.00
523	REBINDING TEXTBOOKS	3,653.00	.00	1,012.85	487.15	2,153.00	41.06
524	SUPPLEMENTAL TEXTBO	.00	.00	.00	687.86	-687.86	.00
525	ELECTRON INSTRUC MA	258,495.50	.00	9,532.07	426,384.99	-177,421.56	168.64
531	NEW LIBRARY BOOKS	116,908.35	7,710.74	27,815.76	43,553.77	45,538.82	61.05
541	NEWSPAPERS	1,554.00	.00	.00	68.00	1,486.00	4.38
542	PERIODICALS	4,833.00	1,215.00	1,000.00	4,372.45	-539.45	111.16
543	ELECTRONIC MEDIA	45.00	.00	.00	.00	45.00	.00
546	SUBSCRIPTION SERVIC	53,787.00	.00	96.00	48,873.01	4,817.99	91.04
549	OTHER	281.00	.00	.00	.00	281.00	.00
560	FOOD & MATERIALS	32,265.78	3,564.82	3,610.80	18,753.83	9,901.15	69.31
569	OTHER	2,745.00	260.99	5,379.50	4,022.30	-6,656.80	342.51
571	LAND	50,891.43	.00	18,495.68	1,627.27	30,768.48	39.54
572	BUILDINGS	218,547.45	25,540.42	21,596.64	171,976.53	24,974.28	88.57
573	EQUIPMENT AND FURNI	19,540.00	153.98	633.00	1,277.89	17,629.11	9.78
581	VEHICLE REPAIR PART	289,500.72	18,084.43	191,234.87	140,566.00	-42,300.15	114.61
582	FUEL	275,435.84	28,760.12	69,593.74	185,842.10	20,000.00	92.74
583	TIRES AND TUBES	14,241.37	2,693.54	10,985.90	19,481.96	-16,226.49	213.94
	TOTAL SUPPLIES AND MATERIALS	3,991,013.14	246,397.07	2,918,969.10	2,624,490.15	-1,552,446.11	138.90
1ST SUBTOTAL-600	CAPITAL OUTLAY						
620	BUILDINGS	39,027.29	.00	72,654.29	.00	-33,627.00	186.16
630	IMPROVEMENTS NON BU	6,384.00	.00	657.00	29,690.12	-23,963.12	475.36
640	EQUIPMENT	1,831,543.88	151,038.15	624,573.73	693,697.66	513,272.49	71.98
644	TECHNICAL EQUIPMENT	212,637.34	12,989.00	27,217.23	120,903.56	64,516.55	69.66
645	CAPITALIZED EQUIPME	188,383.00	.00	40,189.00	10,875.00	137,319.00	27.11
650	VEHICLES	270,635.63	.00	10,800.73	.00	259,834.90	3.99
660	SCHOOL BUSES	520,799.00	.00	520,799.00	.00	.00	100.00
	TOTAL CAPITAL OUTLAY	3,069,410.14	164,027.15	1,296,890.98	855,166.34	917,352.82	70.11
1ST SUBTOTAL-800	OTHER OBJECTS						
811	SERIAL BONDS	200,000.00	.00	.00	200,000.00	.00	100.00
814	LOAN FOR ENERGY CON	160,000.00	.00	.00	160,000.00	.00	100.00
821	SERIAL BONDS	2,000.00	.00	.00	2,000.00	.00	100.00
824	LOANS-ENERGY CONSER	21,425.00	.00	.00	11,512.50	9,912.50	53.73
841	MEMBERSHIP-PROFESSI	124,077.00	4,639.00	13,181.87	134,478.13	-23,583.00	119.01
843	AUDIT EXAMINATIONS	46,276.00	.00	12,452.00	29,248.00	4,576.00	90.11
845	PROPERTY TAX COLLEC	1,318,000.00	.00	.00	537,394.25	780,605.75	40.77

POWERSCHOOL
DATE: 03/10/2023
TIME: 15:44:12

SHAKER HEIGHTS CITY SCHOOLS
EXPENDITURE STATUS REPORT

PAGE NUMBER: 4
EXPSTA11

SELECTION CRITERIA: ALL
ACCOUNTING PERIOD: 8/23

SORTED BY: FUND/SCC,1ST SUBTOTAL,ACCOUNT
TOALED ON: FUND/SCC,1ST SUBTOTAL
PAGE BREAKS ON:

FUND/SCC-0010000 GENERAL
1ST SUBTOTAL-800 GENERAL

ACCOUNT	- - - - TITLE - - - -	BUDGET	PERIOD EXPENDITURES	ENCUMBRANCES OUTSTANDING	YEAR TO DATE EXP	AVAILABLE BALANCE	YTD/ BUD
848	BANK CHARGES	117,961.18	11,177.19	76,410.87	75,442.38	-33,892.07	128.73
849	OTHER DUES AND FEES	25,371.00	.00	1,615.75	19,858.39	3,896.86	84.64
851	LIABILITY INSURANCE	195,000.00	.00	20,000.00	185,131.48	-10,131.48	105.20
864	OUT OF COURT SETTLE	75,003.65	.00	82,314.00	16,085.65	-23,396.00	131.19
869	OTHER JUDGMENTS	613.00	.00	217.00	.00	396.00	35.40
870	TAXES AND ASSESMEN	5,157.18	.00	5,154.18	2,336.98	-2,333.98	145.26
880	AWARDS AND PRIZES	1,316.00	.00	.00	116.05	1,199.95	8.82
889	OTHER AWARDS AND PR	9,697.60	.00	624.00	345.40	8,728.20	10.00
	TOTAL OTHER OBJECTS	2,301,897.61	15,816.19	211,969.67	1,373,949.21	715,978.73	68.90
1ST SUBTOTAL-900 OTHER USES OF FUNDS							
910	TRANSFER & CONTINGE	375,000.00	.00	.00	250,000.00	125,000.00	66.67
	TOTAL OTHER USES OF FUNDS	375,000.00	.00	.00	250,000.00	125,000.00	66.67
	TOTAL GENERAL	108,446,099.37	8,587,924.11	13,288,429.26	68,877,437.01	26,280,233.10	75.77
FUND/SCC-0020000 BOND RETIREMENT							
1ST SUBTOTAL-400 PURCHASED SERVICES							
418	PROF./LEGAL SERVICE	.00	.00	20,000.00	.00	-20,000.00	.00
	TOTAL PURCHASED SERVICES	.00	.00	20,000.00	.00	-20,000.00	.00
1ST SUBTOTAL-800 OTHER OBJECTS							
811	SERIAL BONDS	.00	.00	.00	1,290,000.00	-1,290,000.00	.00
821	SERIAL BONDS	.00	.00	.00	88,095.00	-88,095.00	.00
845	PROPERTY TAX COLLEC	.00	.00	.00	12,418.72	-12,418.72	.00
	TOTAL OTHER OBJECTS	.00	.00	.00	1,390,513.72	-1,390,513.72	.00
	TOTAL BOND RETIREMENT	.00	.00	20,000.00	1,390,513.72	-1,410,513.72	.00
FUND/SCC-0029400 BOND DEC 2017							
1ST SUBTOTAL-800 OTHER OBJECTS							
811	SERIAL BONDS	.00	.00	.00	1,145,000.00	-1,145,000.00	.00
821	SERIAL BONDS	.00	.00	.00	443,441.25	-443,441.25	.00
845	PROPERTY TAX COLLEC	.00	.00	.00	17,468.90	-17,468.90	.00
	TOTAL OTHER OBJECTS	.00	.00	.00	1,605,910.15	-1,605,910.15	.00
	TOTAL BOND DEC 2017	.00	.00	.00	1,605,910.15	-1,605,910.15	.00
FUND/SCC-0049165 SSF - TECHNOLOGY PROJECTS							
1ST SUBTOTAL-600 CAPITAL OUTLAY							
644	TECHNICAL EQUIPMENT	2,046.26	.00	2,046.26	.00	.00	100.00
	TOTAL CAPITAL OUTLAY	2,046.26	.00	2,046.26	.00	.00	100.00
	TOTAL SSF - TECHNOLOGY PROJEC	2,046.26	.00	2,046.26	.00	.00	100.00

FUND/SCC-0049167 SSF PROJECTS - RED & WHIT

POWERSCHOOL
DATE: 03/10/2023
TIME: 15:44:12

SHAKER HEIGHTS CITY SCHOOLS
EXPENDITURE STATUS REPORT

PAGE NUMBER: 5
EXPSTA11

SELECTION CRITERIA: ALL
ACCOUNTING PERIOD: 8/23

SORTED BY: FUND/SCC,1ST SUBTOTAL,ACCOUNT
TOTALLED ON: FUND/SCC,1ST SUBTOTAL
PAGE BREAKS ON:

FUND/SCC-0049167 SSF PROJECTS - RED & WHIT
1ST SUBTOTAL-600 SSF PROJECTS - RED & WHIT

ACCOUNT	- - - - TITLE - - - -	BUDGET	PERIOD EXPENDITURES	ENCUMBRANCES OUTSTANDING	YEAR TO DATE EXP	AVAILABLE BALANCE	YTD/ BUD
1ST SUBTOTAL-600	CAPITAL OUTLAY						
644	TECHNICAL EQUIPMENT	.00	.00	2,983.75	172.00	-3,155.75	.00
	TOTAL CAPITAL OUTLAY	.00	.00	2,983.75	172.00	-3,155.75	.00
	TOTAL SSF PROJECTS - RED & WH	.00	.00	2,983.75	172.00	-3,155.75	.00
FUND/SCC-0049401	BANS FY18 \$9.9MM						
1ST SUBTOTAL-600	CAPITAL OUTLAY						
630	IMPROVEMENTS NON BU	.00	.00	.00	114,768.75	-114,768.75	.00
	TOTAL CAPITAL OUTLAY	.00	.00	.00	114,768.75	-114,768.75	.00
	TOTAL BANS FY18 \$9.9MM	.00	.00	.00	114,768.75	-114,768.75	.00
FUND/SCC-0060000	FOOD SERVICES						
1ST SUBTOTAL-400	PURCHASED SERVICES						
415	MANAGEMENT SERVICES	167,752.20	199,344.74	600,000.00	1,109,791.93	-1,542,039.73	1019.24
419	OTHER PROF. & TECH.	.00	.00	1,574.96	425.04	-2,000.00	.00
423	REPAIRS & MAINTENAN	743.19	42.50	1,959.08	9,005.66	-10,221.55	1475.36
	TOTAL PURCHASED SERVICES	168,495.39	199,387.24	603,534.04	1,119,222.63	-1,554,261.28	1022.44
1ST SUBTOTAL-600	CAPITAL OUTLAY						
640	EQUIPMENT	18,535.90	.00	18,535.90	.00	.00	100.00
650	VEHICLES	2,830.00	.00	.00	.00	2,830.00	.00
	TOTAL CAPITAL OUTLAY	21,365.90	.00	18,535.90	.00	2,830.00	86.75
1ST SUBTOTAL-800	OTHER OBJECTS						
849	OTHER DUES AND FEES	145.00	.00	145.00	1,424.00	-1,424.00	1082.07
899	OTHER MISCELLANEOUS	.00	.00	.00	761.00	-761.00	.00
	TOTAL OTHER OBJECTS	145.00	.00	145.00	2,185.00	-2,185.00	1606.90
	TOTAL FOOD SERVICES	190,006.29	199,387.24	622,214.94	1,121,407.63	-1,553,616.28	917.67
FUND/SCC-0079231	LO YOUTH LITERACY GRANT						
1ST SUBTOTAL-100	PERSONAL SERVICES						
113	SUPPLEMENTAL	.00	.00	.00	130.00	-130.00	.00
	TOTAL PERSONAL SERVICES	.00	.00	.00	130.00	-130.00	.00
1ST SUBTOTAL-200	EMPLOYEE RETIREMNT & INS.						
211	STRS-EMPLOYER'S SHA	.00	.00	.00	17.91	-17.91	.00
213	SOCIAL SECURITY	.00	.00	.00	1.85	-1.85	.00
	TOTAL EMPLOYEE RETIREMNT & IN	.00	.00	.00	19.76	-19.76	.00
1ST SUBTOTAL-500	SUPPLIES AND MATERIALS						
511	CLASSROOM SUPPLIES	.00	.00	.00	2,850.24	-2,850.24	.00
	TOTAL SUPPLIES AND MATERIALS	.00	.00	.00	2,850.24	-2,850.24	.00

POWERSCHOOL
DATE: 03/10/2023
TIME: 15:44:12

SHAKER HEIGHTS CITY SCHOOLS
EXPENDITURE STATUS REPORT

PAGE NUMBER: 6
EXPSTA11

SELECTION CRITERIA: ALL
ACCOUNTING PERIOD: 8/23

SORTED BY: FUND/SCC,1ST SUBTOTAL,ACCOUNT
TOTALLED ON: FUND/SCC,1ST SUBTOTAL
PAGE BREAKS ON:

FUND/SCC-0079231 LO YOUTH LITERACY GRANT
1ST SUBTOTAL-500 LO YOUTH LITERACY GRANT

ACCOUNT	TITLE	BUDGET	PERIOD EXPENDITURES	ENCUMBRANCES OUTSTANDING	YEAR TO DATE EXP	AVAILABLE BALANCE	YTD/ BUD
TOTAL LO YOUTH LITERACY GRANT		.00	.00	.00	3,000.00	-3,000.00	.00
FUND/SCC-0079976 MALTZ MUSEUM AWARD							
1ST SUBTOTAL-400 PURCHASED SERVICES							
433 NONCERTIFIED TRAVEL		.00	.00	.00	2,308.08	-2,308.08	.00
TOTAL PURCHASED SERVICES		.00	.00	.00	2,308.08	-2,308.08	.00
TOTAL MALTZ MUSEUM AWARD		.00	.00	.00	2,308.08	-2,308.08	.00
FUND/SCC-0079993 MHJ - EQUITY FOCUSED FY22							
1ST SUBTOTAL-400 PURCHASED SERVICES							
419 OTHER PROF. & TECH.		30,000.00	.00	.00	30,000.00	.00	100.00
TOTAL PURCHASED SERVICES		30,000.00	.00	.00	30,000.00	.00	100.00
TOTAL MHJ - EQUITY FOCUSED FY		30,000.00	.00	.00	30,000.00	.00	100.00
FUND/SCC-0079994 MHJ-MS LRNG GARD							
1ST SUBTOTAL-500 SUPPLIES AND MATERIALS							
519 OTHER GENERAL SUPPL		.00	.00	330.00	1,420.00	-1,750.00	.00
TOTAL SUPPLIES AND MATERIALS		.00	.00	330.00	1,420.00	-1,750.00	.00
TOTAL MHJ-MS LRNG GARD		.00	.00	330.00	1,420.00	-1,750.00	.00
FUND/SCC-0079995 MHJ-IC CHAPMAN AWARD							
1ST SUBTOTAL-500 SUPPLIES AND MATERIALS							
511 CLASSROOM SUPPLIES		.00	.00	17.97	220.24	-238.21	.00
TOTAL SUPPLIES AND MATERIALS		.00	.00	17.97	220.24	-238.21	.00
TOTAL MHJ-IC CHAPMAN AWARD		.00	.00	17.97	220.24	-238.21	.00
FUND/SCC-0090000 UNIFORM SCHOOL SUPP							
1ST SUBTOTAL-500 SUPPLIES AND MATERIALS							
511 CLASSROOM SUPPLIES		.00	.00	.00	268.79	-268.79	.00
TOTAL SUPPLIES AND MATERIALS		.00	.00	.00	268.79	-268.79	.00
TOTAL UNIFORM SCHOOL SUPP		.00	.00	.00	268.79	-268.79	.00
FUND/SCC-0099010 STORED VALUE CARDS - BLVD							
1ST SUBTOTAL-500 SUPPLIES AND MATERIALS							
511 CLASSROOM SUPPLIES		.00	675.85	.00	6,042.90	-6,042.90	.00
TOTAL SUPPLIES AND MATERIALS		.00	675.85	.00	6,042.90	-6,042.90	.00
TOTAL STORED VALUE CARDS - BL		.00	675.85	.00	6,042.90	-6,042.90	.00
FUND/SCC-0099020 STORED VALUE CARDS - FERN							
1ST SUBTOTAL-500 SUPPLIES AND MATERIALS							

POWERSCHOOL
DATE: 03/10/2023
TIME: 15:44:12

SHAKER HEIGHTS CITY SCHOOLS
EXPENDITURE STATUS REPORT

PAGE NUMBER: 7
EXPSTA11

SELECTION CRITERIA: ALL
ACCOUNTING PERIOD: 8/23

SORTED BY: FUND/SCC,1ST SUBTOTAL,ACCOUNT
TOTALLED ON: FUND/SCC,1ST SUBTOTAL
PAGE BREAKS ON:

FUND/SCC-0099020 STORED VALUE CARDS - FERN
1ST SUBTOTAL-500 STORED VALUE CARDS - FERN

ACCOUNT	- - - - TITLE - - - -	BUDGET	PERIOD EXPENDITURES	ENCUMBRANCES OUTSTANDING	YEAR TO DATE EXP	AVAILABLE BALANCE	YTD/ BUD
511	CLASSROOM SUPPLIES	.00	529.40	.00	5,534.03	-5,534.03	.00
	TOTAL SUPPLIES AND MATERIALS	.00	529.40	.00	5,534.03	-5,534.03	.00
	TOTAL STORED VALUE CARDS - FE	.00	529.40	.00	5,534.03	-5,534.03	.00
FUND/SCC-0099030 STORED VALUE CARDS - LOMO							
1ST SUBTOTAL-500	SUPPLIES AND MATERIALS						
511	CLASSROOM SUPPLIES	.00	709.31	.00	7,084.26	-7,084.26	.00
	TOTAL SUPPLIES AND MATERIALS	.00	709.31	.00	7,084.26	-7,084.26	.00
	TOTAL STORED VALUE CARDS - LO	.00	709.31	.00	7,084.26	-7,084.26	.00
FUND/SCC-0099060 STORED VALUE CARDS - MERC							
1ST SUBTOTAL-500	SUPPLIES AND MATERIALS						
511	CLASSROOM SUPPLIES	.00	980.22	.00	6,232.56	-6,232.56	.00
	TOTAL SUPPLIES AND MATERIALS	.00	980.22	.00	6,232.56	-6,232.56	.00
	TOTAL STORED VALUE CARDS - ME	.00	980.22	.00	6,232.56	-6,232.56	.00
FUND/SCC-0099080 STORED VALUE CARDS - ONAW							
1ST SUBTOTAL-500	SUPPLIES AND MATERIALS						
511	CLASSROOM SUPPLIES	.00	819.54	.00	6,009.80	-6,009.80	.00
	TOTAL SUPPLIES AND MATERIALS	.00	819.54	.00	6,009.80	-6,009.80	.00
	TOTAL STORED VALUE CARDS - ON	.00	819.54	.00	6,009.80	-6,009.80	.00
FUND/SCC-0099110 STORED VALUE CARDS - WOOD							
1ST SUBTOTAL-500	SUPPLIES AND MATERIALS						
511	CLASSROOM SUPPLIES	.00	551.16	.00	13,554.37	-13,554.37	.00
519	OTHER GENERAL SUPPL	.00	.00	.00	-125.42	125.42	.00
	TOTAL SUPPLIES AND MATERIALS	.00	551.16	.00	13,428.95	-13,428.95	.00
	TOTAL STORED VALUE CARDS - WO	.00	551.16	.00	13,428.95	-13,428.95	.00
FUND/SCC-0099209 STORED VALUE CARDS - MAST							
1ST SUBTOTAL-500	SUPPLIES AND MATERIALS						
511	CLASSROOM SUPPLIES	.00	-6,557.45	.00	-11,262.67	11,262.67	.00
	TOTAL SUPPLIES AND MATERIALS	.00	-6,557.45	.00	-11,262.67	11,262.67	.00
	TOTAL STORED VALUE CARDS - MA	.00	-6,557.45	.00	-11,262.67	11,262.67	.00
FUND/SCC-0099218 INSTRUCTIONAL FEES HIGH S							
1ST SUBTOTAL-500	SUPPLIES AND MATERIALS						
511	CLASSROOM SUPPLIES	.00	1,361.60	1,870.81	12,000.54	-13,871.35	.00
	TOTAL SUPPLIES AND MATERIALS	.00	1,361.60	1,870.81	12,000.54	-13,871.35	.00

POWERSCHOOL
DATE: 03/10/2023
TIME: 15:44:12

SHAKER HEIGHTS CITY SCHOOLS
EXPENDITURE STATUS REPORT

PAGE NUMBER: 8
EXPSTA11

SELECTION CRITERIA: ALL
ACCOUNTING PERIOD: 8/23

SORTED BY: FUND/SCC,1ST SUBTOTAL,ACCOUNT
TOTALLED ON: FUND/SCC,1ST SUBTOTAL
PAGE BREAKS ON:

FUND/SCC-0099218 INSTRUCTIONAL FEES HIGH S
1ST SUBTOTAL-500 INSTRUCTIONAL FEES HIGH S

ACCOUNT	TITLE	BUDGET	PERIOD EXPENDITURES	ENCUMBRANCES OUTSTANDING	YEAR TO DATE EXP	AVAILABLE BALANCE	YTD/ BUD
TOTAL INSTRUCTIONAL FEES HIGH		.00	1,361.60	1,870.81	12,000.54	-13,871.35	.00
FUND/SCC-0119231 SPECIAL TEST - AP							
1ST SUBTOTAL-500 SUPPLIES AND MATERIALS							
519 OTHER GENERAL SUPPL		3,822.00	.00	3,822.00	.00	.00	100.00
569 OTHER		.00	.00	510.00	.00	-510.00	.00
TOTAL SUPPLIES AND MATERIALS		3,822.00	.00	4,332.00	.00	-510.00	113.34
TOTAL SPECIAL TEST - AP		3,822.00	.00	4,332.00	.00	-510.00	113.34
FUND/SCC-0119588 IB TESTING							
1ST SUBTOTAL-800 OTHER OBJECTS							
849 OTHER DUES AND FEES		.00	.00	350.00	34,531.00	-34,881.00	.00
TOTAL OTHER OBJECTS		.00	.00	350.00	34,531.00	-34,881.00	.00
TOTAL IB TESTING		.00	.00	350.00	34,531.00	-34,881.00	.00
FUND/SCC-0119918 EL SISTEMA - LOMOND VIOLI							
1ST SUBTOTAL-400 PURCHASED SERVICES							
419 OTHER PROF. & TECH.		.00	.00	210.00	4,000.00	-4,210.00	.00
TOTAL PURCHASED SERVICES		.00	.00	210.00	4,000.00	-4,210.00	.00
1ST SUBTOTAL-500 SUPPLIES AND MATERIALS							
519 OTHER GENERAL SUPPL		.00	.00	.00	508.40	-508.40	.00
TOTAL SUPPLIES AND MATERIALS		.00	.00	.00	508.40	-508.40	.00
TOTAL EL SISTEMA - LOMOND VIO		.00	.00	210.00	4,508.40	-4,718.40	.00
FUND/SCC-0149235 GERMAN SUMMER TRAVEL							
1ST SUBTOTAL-400 PURCHASED SERVICES							
419 OTHER PROF. & TECH.		.00	.00	.00	2,315.64	-2,315.64	.00
439 OTHER TRAV./MEET EX		.00	.00	118.08	4,531.48	-4,649.56	.00
489 TRANSPORTATION OTHR		.00	.00	.00	1,289.50	-1,289.50	.00
TOTAL PURCHASED SERVICES		.00	.00	118.08	8,136.62	-8,254.70	.00
TOTAL GERMAN SUMMER TRAVEL		.00	.00	118.08	8,136.62	-8,254.70	.00
FUND/SCC-0149237 ROTARY-INTERNAL SERV OTHE							
1ST SUBTOTAL-400 PURCHASED SERVICES							
419 OTHER PROF. & TECH.		.00	1,585.00	1,361.00	4,197.00	-5,558.00	.00
TOTAL PURCHASED SERVICES		.00	1,585.00	1,361.00	4,197.00	-5,558.00	.00
1ST SUBTOTAL-500 SUPPLIES AND MATERIALS							
519 OTHER GENERAL SUPPL		.00	.00	.00	240.00	-240.00	.00
TOTAL SUPPLIES AND MATERIALS		.00	.00	.00	240.00	-240.00	.00

POWERSCHOOL
DATE: 03/10/2023
TIME: 15:44:12

SHAKER HEIGHTS CITY SCHOOLS
EXPENDITURE STATUS REPORT

PAGE NUMBER: 9
EXPSTA11

SELECTION CRITERIA: ALL
ACCOUNTING PERIOD: 8/23

SORTED BY: FUND/SCC,1ST SUBTOTAL,ACCOUNT
TOALED ON: FUND/SCC,1ST SUBTOTAL
PAGE BREAKS ON:

FUND/SCC-0149237 ROTARY-INTERNAL SERV OTHE
1ST SUBTOTAL-500 ROTARY-INTERNAL SERV OTHE

ACCOUNT	- - - - TITLE - - - -	BUDGET	PERIOD EXPENDITURES	ENCUMBRANCES OUTSTANDING	YEAR TO DATE EXP	AVAILABLE BALANCE	YTD/ BUD
TOTAL	ROTARY-INTERNAL SERV OT	.00	1,585.00	1,361.00	4,437.00	-5,798.00	.00
FUND/SCC-0149238 RTA TICKETS							
1ST SUBTOTAL-400	PURCHASED SERVICES						
483	TRANSP. FROM OTHER	.00	.00	4,120.00	1,137.50	-5,257.50	.00
	TOTAL PURCHASED SERVICES	.00	.00	4,120.00	1,137.50	-5,257.50	.00
	TOTAL RTA TICKETS	.00	.00	4,120.00	1,137.50	-5,257.50	.00
FUND/SCC-0149241 TRANSCRIPT FEES							
1ST SUBTOTAL-400	PURCHASED SERVICES						
419	OTHER PROF. & TECH.	.00	.00	.00	1,258.57	-1,258.57	.00
	TOTAL PURCHASED SERVICES	.00	.00	.00	1,258.57	-1,258.57	.00
	TOTAL TRANSCRIPT FEES	.00	.00	.00	1,258.57	-1,258.57	.00
FUND/SCC-0149852 CHILE TRIPS							
1ST SUBTOTAL-400	PURCHASED SERVICES						
489	TRANSPORTATION OTHR	.00	.00	.00	52.00	-52.00	.00
	TOTAL PURCHASED SERVICES	.00	.00	.00	52.00	-52.00	.00
1ST SUBTOTAL-500	SUPPLIES AND MATERIALS						
519	OTHER GENERAL SUPPL	.00	.00	.00	660.82	-660.82	.00
	TOTAL SUPPLIES AND MATERIALS	.00	.00	.00	660.82	-660.82	.00
	TOTAL CHILE TRIPS	.00	.00	.00	712.82	-712.82	.00
FUND/SCC-0189245 CHOIR/ORCH BOOSTER							
1ST SUBTOTAL-400	PURCHASED SERVICES						
419	OTHER PROF. & TECH.	.00	.00	3,000.00	2,084.18	-5,084.18	.00
432	CERTIFIED MEETING E	.00	.00	76.00	.00	-76.00	.00
439	OTHER TRAV./MEET EX	.00	16,037.00	72.00	53,012.00	-53,084.00	.00
489	TRANSPORTATION OTHR	.00	.00	7,605.00	.00	-7,605.00	.00
	TOTAL PURCHASED SERVICES	.00	16,037.00	10,753.00	55,096.18	-65,849.18	.00
1ST SUBTOTAL-500	SUPPLIES AND MATERIALS						
519	OTHER GENERAL SUPPL	.00	.00	1,700.00	261.81	-1,961.81	.00
569	OTHER	.00	283.11	115.78	283.11	-398.89	.00
	TOTAL SUPPLIES AND MATERIALS	.00	283.11	1,815.78	544.92	-2,360.70	.00
	TOTAL CHOIR/ORCH BOOSTER	.00	16,320.11	12,568.78	55,641.10	-68,209.88	.00
FUND/SCC-0189246 LOMOND BOOK FAIR							
1ST SUBTOTAL-500	SUPPLIES AND MATERIALS						
519	OTHER GENERAL SUPPL	.00	.00	.00	3,340.50	-3,340.50	.00
	TOTAL SUPPLIES AND MATERIALS	.00	.00	.00	3,340.50	-3,340.50	.00

POWERSCHOOL
DATE: 03/10/2023
TIME: 15:44:12

SHAKER HEIGHTS CITY SCHOOLS
EXPENDITURE STATUS REPORT

PAGE NUMBER: 10
EXPSTA11

SELECTION CRITERIA: ALL
ACCOUNTING PERIOD: 8/23

SORTED BY: FUND/SCC,1ST SUBTOTAL,ACCOUNT
TOTALLED ON: FUND/SCC,1ST SUBTOTAL
PAGE BREAKS ON:

FUND/SCC-0189246 LOMOND BOOK FAIR
1ST SUBTOTAL-500 LOMOND BOOK FAIR

ACCOUNT	- - - - TITLE - - - -	BUDGET	PERIOD EXPENDITURES	ENCUMBRANCES OUTSTANDING	YEAR TO DATE EXP	AVAILABLE BALANCE	YTD/ BUD
	TOTAL LOMOND BOOK FAIR	.00	.00	.00	3,340.50	-3,340.50	.00
FUND/SCC-0189251	ASIAN STUDIES TRAVEL						
1ST SUBTOTAL-400	PURCHASED SERVICES						
439	OTHER TRAV./MEET EX	.00	.00	.00	57.18	-57.18	.00
	TOTAL PURCHASED SERVICES	.00	.00	.00	57.18	-57.18	.00
	TOTAL ASIAN STUDIES TRAVEL	.00	.00	.00	57.18	-57.18	.00
FUND/SCC-0189257	WOODBURY 6TH GRADE CAMP						
1ST SUBTOTAL-500	SUPPLIES AND MATERIALS						
519	OTHER GENERAL SUPPL	42,000.00	.00	.00	43,692.31	-1,692.31	104.03
	TOTAL SUPPLIES AND MATERIALS	42,000.00	.00	.00	43,692.31	-1,692.31	104.03
	TOTAL WOODBURY 6TH GRADE CAMP	42,000.00	.00	.00	43,692.31	-1,692.31	104.03
FUND/SCC-0189259	IMMERSION TRIPS CAMBODIA						
1ST SUBTOTAL-400	PURCHASED SERVICES						
432	CERTIFIED MEETING E	.00	.00	.00	32.92	-32.92	.00
	TOTAL PURCHASED SERVICES	.00	.00	.00	32.92	-32.92	.00
	TOTAL IMMERSION TRIPS CAMBODI	.00	.00	.00	32.92	-32.92	.00
FUND/SCC-0189283	LOMOND						
1ST SUBTOTAL-400	PURCHASED SERVICES						
419	OTHER PROF. & TECH.	.00	2,520.00	.00	2,520.00	-2,520.00	.00
	TOTAL PURCHASED SERVICES	.00	2,520.00	.00	2,520.00	-2,520.00	.00
1ST SUBTOTAL-500	SUPPLIES AND MATERIALS						
519	OTHER GENERAL SUPPL	150.00	414.00	150.00	762.25	-762.25	608.17
	TOTAL SUPPLIES AND MATERIALS	150.00	414.00	150.00	762.25	-762.25	608.17
	TOTAL LOMOND	150.00	2,934.00	150.00	3,282.25	-3,282.25	2288.17
FUND/SCC-0189287	MIDDLE SCHOOL						
1ST SUBTOTAL-200	EMPLOYEE RETIREMNT & INS.						
233	MEETING EXPENSE-SUP	205.54	.00	205.54	5,040.00	-5,040.00	2552.08
	TOTAL EMPLOYEE RETIREMNT & IN	205.54	.00	205.54	5,040.00	-5,040.00	2552.08
1ST SUBTOTAL-400	PURCHASED SERVICES						
419	OTHER PROF. & TECH.	2,201.44	1,340.72	2,149.44	1,790.72	-1,738.72	178.98
	TOTAL PURCHASED SERVICES	2,201.44	1,340.72	2,149.44	1,790.72	-1,738.72	178.98
1ST SUBTOTAL-500	SUPPLIES AND MATERIALS						
519	OTHER GENERAL SUPPL	5,940.18	.00	30.98	7,422.31	-1,513.11	125.47

POWERSCHOOL
DATE: 03/10/2023
TIME: 15:44:12

SHAKER HEIGHTS CITY SCHOOLS
EXPENDITURE STATUS REPORT

PAGE NUMBER: 11
EXPSTA11

SELECTION CRITERIA: ALL
ACCOUNTING PERIOD: 8/23

SORTED BY: FUND/SCC,1ST SUBTOTAL,ACCOUNT
TOTALLED ON: FUND/SCC,1ST SUBTOTAL
PAGE BREAKS ON:

FUND/SCC-0189287 MIDDLE SCHOOL
1ST SUBTOTAL-500 MIDDLE SCHOOL

ACCOUNT	TITLE	BUDGET	PERIOD EXPENDITURES	ENCUMBRANCES OUTSTANDING	YEAR TO DATE EXP	AVAILABLE BALANCE	YTD/ BUD
TOTAL SUPPLIES AND MATERIALS		5,940.18	.00	30.98	7,422.31	-1,513.11	125.47
TOTAL MIDDLE SCHOOL		8,347.16	1,340.72	2,385.96	14,253.03	-8,291.83	199.34
FUND/SCC-0189288 HIGH SCHOOL							
1ST SUBTOTAL-400 PURCHASED SERVICES							
419 OTHER PROF. & TECH.		.00	.00	.00	3,547.00	-3,547.00	.00
489 TRANSPORTATION OTHR		.00	2,770.00	1,270.00	6,717.75	-7,987.75	.00
TOTAL PURCHASED SERVICES		.00	2,770.00	1,270.00	10,264.75	-11,534.75	.00
1ST SUBTOTAL-500 SUPPLIES AND MATERIALS							
511 CLASSROOM SUPPLIES		286.21	112.25	1,362.49	4,895.66	-5,971.94	2186.56
519 OTHER GENERAL SUPPL		675.00	1,217.89	675.00	11,479.47	-11,479.47	1800.66
569 OTHER		.00	.00	1,710.00	992.92	-2,702.92	.00
TOTAL SUPPLIES AND MATERIALS		961.21	1,330.14	3,747.49	17,368.05	-20,154.33	2196.77
1ST SUBTOTAL-800 OTHER OBJECTS							
849 OTHER DUES AND FEES		.00	.00	.00	27.00	-27.00	.00
TOTAL OTHER OBJECTS		.00	.00	.00	27.00	-27.00	.00
TOTAL HIGH SCHOOL		961.21	4,100.14	5,017.49	27,659.80	-31,716.08	3399.60
FUND/SCC-0189289 PTO GRANTS - HIGH SCHOOL							
1ST SUBTOTAL-400 PURCHASED SERVICES							
419 OTHER PROF. & TECH.		.00	.00	.00	113.00	-113.00	.00
TOTAL PURCHASED SERVICES		.00	.00	.00	113.00	-113.00	.00
1ST SUBTOTAL-500 SUPPLIES AND MATERIALS							
511 CLASSROOM SUPPLIES		.00	.00	.00	-462.65	462.65	.00
519 OTHER GENERAL SUPPL		308.00	.00	.00	-3.64	311.64	-1.18
TOTAL SUPPLIES AND MATERIALS		308.00	.00	.00	-466.29	774.29	-151.39
1ST SUBTOTAL-600 CAPITAL OUTLAY							
640 EQUIPMENT		.00	.00	.00	3,200.00	-3,200.00	.00
TOTAL CAPITAL OUTLAY		.00	.00	.00	3,200.00	-3,200.00	.00
TOTAL PTO GRANTS - HIGH SCHOO		308.00	.00	.00	2,846.71	-2,538.71	924.26
FUND/SCC-0189920 SWEETHEART DANCE FKA FATH							
1ST SUBTOTAL-400 PURCHASED SERVICES							
419 OTHER PROF. & TECH.		.00	2,780.00	1,000.00	3,780.00	-4,780.00	.00
TOTAL PURCHASED SERVICES		.00	2,780.00	1,000.00	3,780.00	-4,780.00	.00
1ST SUBTOTAL-500 SUPPLIES AND MATERIALS							
519 OTHER GENERAL SUPPL		.00	1,019.47	2,245.00	1,997.31	-4,242.31	.00
TOTAL SUPPLIES AND MATERIALS		.00	1,019.47	2,245.00	1,997.31	-4,242.31	.00

POWERSCHOOL
DATE: 03/10/2023
TIME: 15:44:12

SHAKER HEIGHTS CITY SCHOOLS
EXPENDITURE STATUS REPORT

PAGE NUMBER: 12
EXPSTA11

SELECTION CRITERIA: ALL
ACCOUNTING PERIOD: 8/23

SORTED BY: FUND/SCC,1ST SUBTOTAL,ACCOUNT
TOTALLED ON: FUND/SCC,1ST SUBTOTAL
PAGE BREAKS ON:

FUND/SCC-0189920 SWEETHEART DANCE FKA FATH
1ST SUBTOTAL-500 SWEETHEART DANCE FKA FATH

ACCOUNT	- - - - - TITLE - - - - -	BUDGET	PERIOD EXPENDITURES	ENCUMBRANCES OUTSTANDING	YEAR TO DATE EXP	AVAILABLE BALANCE	YTD/ BUD
	TOTAL SWEETHEART DANCE FKA FA	.00	3,799.47	3,245.00	5,777.31	-9,022.31	.00
FUND/SCC-0189927	MOTHER SON BRUNCH						
1ST SUBTOTAL-500	SUPPLIES AND MATERIALS						
519	OTHER GENERAL SUPPL	.00	.00	.00	601.54	-601.54	.00
	TOTAL SUPPLIES AND MATERIALS	.00	.00	.00	601.54	-601.54	.00
	TOTAL MOTHER SON BRUNCH	.00	.00	.00	601.54	-601.54	.00
FUND/SCC-0220000	STRS						
1ST SUBTOTAL-200	EMPLOYEE RETIREMNT & INS.						
211	STRS-EMPLOYER'S SHA	.00	-10,440.00	.00	-78,511.40	78,511.40	.00
	TOTAL EMPLOYEE RETIREMNT & IN	.00	-10,440.00	.00	-78,511.40	78,511.40	.00
	TOTAL STRS	.00	-10,440.00	.00	-78,511.40	78,511.40	.00
FUND/SCC-0229269	DEARBORN OPT LIFE INSUR						
1ST SUBTOTAL-200	EMPLOYEE RETIREMNT & INS.						
242	LIFE INSURANCE	.00	5,065.12	.00	36,100.77	-36,100.77	.00
	TOTAL EMPLOYEE RETIREMNT & IN	.00	5,065.12	.00	36,100.77	-36,100.77	.00
	TOTAL DEARBORN OPT LIFE INSUR	.00	5,065.12	.00	36,100.77	-36,100.77	.00
FUND/SCC-0229270	STRS PICKUP						
1ST SUBTOTAL-200	EMPLOYEE RETIREMNT & INS.						
212	STRS-EMPLOYER'S SHA	.00	.00	.00	.00	.00	.00
	TOTAL EMPLOYEE RETIREMNT & IN	.00	.00	.00	.00	.00	.00
	TOTAL STRS PICKUP	.00	.00	.00	.00	.00	.00
FUND/SCC-0229271	MEDICARE TAX						
1ST SUBTOTAL-200	EMPLOYEE RETIREMNT & INS.						
213	SOCIAL SECURITY	.00	.00	.00	.00	.00	.00
223	SOCIAL SECURITY	.00	.00	.00	.00	.00	.00
	TOTAL EMPLOYEE RETIREMNT & IN	.00	.00	.00	.00	.00	.00
	TOTAL MEDICARE TAX	.00	.00	.00	.00	.00	.00
FUND/SCC-0229272	SERS						
1ST SUBTOTAL-200	EMPLOYEE RETIREMNT & INS.						
221	SERS-EMPLOYER'S SHA	.00	5,650.29	.00	46,320.23	-46,320.23	.00
	TOTAL EMPLOYEE RETIREMNT & IN	.00	5,650.29	.00	46,320.23	-46,320.23	.00
	TOTAL SERS	.00	5,650.29	.00	46,320.23	-46,320.23	.00

POWERSCHOOL
DATE: 03/10/2023
TIME: 15:44:12

SHAKER HEIGHTS CITY SCHOOLS
EXPENDITURE STATUS REPORT

PAGE NUMBER: 13
EXPSTA11

SELECTION CRITERIA: ALL
ACCOUNTING PERIOD: 8/23

SORTED BY: FUND/SCC,1ST SUBTOTAL,ACCOUNT
TOTALLED ON: FUND/SCC,1ST SUBTOTAL
PAGE BREAKS ON:

FUND/SCC-0229273 SERS PICKUP
1ST SUBTOTAL-200 SERS PICKUP

ACCOUNT	- - - - TITLE - - - -	BUDGET	PERIOD EXPENDITURES	ENCUMBRANCES OUTSTANDING	YEAR TO DATE EXP	AVAILABLE BALANCE	YTD/ BUD
FUND/SCC-0229273 SERS PICKUP							
1ST SUBTOTAL-200 EMPLOYEE RETIREMNT & INS.							
222	SERS-EMPLOYER'S SHA	.00	.00	.00	.00	.00	.00
	TOTAL EMPLOYEE RETIREMNT & IN	.00	.00	.00	.00	.00	.00
	TOTAL SERS PICKUP	.00	.00	.00	.00	.00	.00
FUND/SCC-0229275 WORKER'S COMP-AGENCY							
1ST SUBTOTAL-200 EMPLOYEE RETIREMNT & INS.							
261	WORKERS COMP-CERTIF	.00	.00	21,795.13	242,722.00	-264,517.13	.00
262	WORKERS COMP NON-CE	.00	.00	7,089.87	84,705.00	-91,794.87	.00
	TOTAL EMPLOYEE RETIREMNT & IN	.00	.00	28,885.00	327,427.00	-356,312.00	.00
	TOTAL WORKER'S COMP-AGENCY	.00	.00	28,885.00	327,427.00	-356,312.00	.00
FUND/SCC-0229282 OTHER MISC							
1ST SUBTOTAL-800 OTHER OBJECTS							
849	OTHER DUES AND FEES	.00	-50.00	.00	5,428.23	-5,428.23	.00
	TOTAL OTHER OBJECTS	.00	-50.00	.00	5,428.23	-5,428.23	.00
	TOTAL OTHER MISC	.00	-50.00	.00	5,428.23	-5,428.23	.00
FUND/SCC-0229290 ALLSTATE VOLUNTARY INSURA							
1ST SUBTOTAL-200 EMPLOYEE RETIREMNT & INS.							
242	LIFE INSURANCE	.00	19,098.80	.00	144,149.83	-144,149.83	.00
	TOTAL EMPLOYEE RETIREMNT & IN	.00	19,098.80	.00	144,149.83	-144,149.83	.00
	TOTAL ALLSTATE VOLUNTARY INSU	.00	19,098.80	.00	144,149.83	-144,149.83	.00
FUND/SCC-0229291 LINCOLN NATIONAL LTD							
1ST SUBTOTAL-200 EMPLOYEE RETIREMNT & INS.							
242	LIFE INSURANCE	.00	4,527.71	.00	35,122.23	-35,122.23	.00
	TOTAL EMPLOYEE RETIREMNT & IN	.00	4,527.71	.00	35,122.23	-35,122.23	.00
	TOTAL LINCOLN NATIONAL LTD	.00	4,527.71	.00	35,122.23	-35,122.23	.00
FUND/SCC-0229293 MEDICAL MUTUAL FLEX PLAN							
1ST SUBTOTAL-800 OTHER OBJECTS							
849	OTHER DUES AND FEES	.00	1,566.00	.00	7,165.80	-7,165.80	.00
859	OTHER INSURANCE	.00	32,409.31	.00	188,250.62	-188,250.62	.00
	TOTAL OTHER OBJECTS	.00	33,975.31	.00	195,416.42	-195,416.42	.00
	TOTAL MEDICAL MUTUAL FLEX PLA	.00	33,975.31	.00	195,416.42	-195,416.42	.00
FUND/SCC-0229294 LEGAL SHIELD EMPLOYEE PD							
1ST SUBTOTAL-200 EMPLOYEE RETIREMNT & INS.							

POWERSCHOOL
DATE: 03/10/2023
TIME: 15:44:12

SHAKER HEIGHTS CITY SCHOOLS
EXPENDITURE STATUS REPORT

PAGE NUMBER: 14
EXPSTA11

SELECTION CRITERIA: ALL
ACCOUNTING PERIOD: 8/23

SORTED BY: FUND/SCC,1ST SUBTOTAL,ACCOUNT
TOTALLED ON: FUND/SCC,1ST SUBTOTAL
PAGE BREAKS ON:

FUND/SCC-0229294 LEGAL SHIELD EMPLOYEE PD
1ST SUBTOTAL-200 LEGAL SHIELD EMPLOYEE PD

ACCOUNT	- - - - TITLE - - - -	BUDGET	PERIOD EXPENDITURES	ENCUMBRANCES OUTSTANDING	YEAR TO DATE EXP	AVAILABLE BALANCE	YTD/ BUD
242	LIFE INSURANCE	.00	1,427.70	.00	10,189.57	-10,189.57	.00
	TOTAL EMPLOYEE RETIREMNT & IN	.00	1,427.70	.00	10,189.57	-10,189.57	.00
	TOTAL LEGAL SHIELD EMPLOYEE P	.00	1,427.70	.00	10,189.57	-10,189.57	.00
FUND/SCC-0229801 HATHAWAY BROWN-AGENCY							
1ST SUBTOTAL-100 PERSONAL SERVICES							
111	REGULAR	.00	.00	.00	33,724.34	-33,724.34	.00
	TOTAL PERSONAL SERVICES	.00	.00	.00	33,724.34	-33,724.34	.00
1ST SUBTOTAL-200 EMPLOYEE RETIREMNT & INS.							
211	STRS-EMPLOYER'S SHA	.00	.00	.00	4,721.41	-4,721.41	.00
213	SOCIAL SECURITY	.00	.00	.00	470.04	-470.04	.00
241	MEDICAL/HOSPITALIZA	.00	.00	.00	6,620.20	-6,620.20	.00
242	LIFE INSURANCE	.00	.00	.00	32.00	-32.00	.00
243	DENTAL INSURANCE	.00	.00	.00	483.90	-483.90	.00
249	CERTIFIED OTHER INS	.00	.00	.00	1,643.60	-1,643.60	.00
	TOTAL EMPLOYEE RETIREMNT & IN	.00	.00	.00	13,971.15	-13,971.15	.00
1ST SUBTOTAL-400 PURCHASED SERVICES							
415	MANAGEMENT SERVICES	.00	-3,742.07	.00	-3,742.07	3,742.07	.00
	TOTAL PURCHASED SERVICES	.00	-3,742.07	.00	-3,742.07	3,742.07	.00
	TOTAL HATHAWAY BROWN-AGENCY	.00	-3,742.07	.00	43,953.42	-43,953.42	.00
FUND/SCC-0229802 LAUREL SCHOOL-AGENCY							
1ST SUBTOTAL-100 PERSONAL SERVICES							
111	REGULAR	.00	8,229.66	.00	63,724.43	-63,724.43	.00
121	SICK LEAVE	.00	.00	.00	1,048.13	-1,048.13	.00
	TOTAL PERSONAL SERVICES	.00	8,229.66	.00	64,772.56	-64,772.56	.00
1ST SUBTOTAL-200 EMPLOYEE RETIREMNT & INS.							
211	STRS-EMPLOYER'S SHA	.00	1,152.16	.00	9,068.15	-9,068.15	.00
213	SOCIAL SECURITY	.00	115.18	.00	908.36	-908.36	.00
241	MEDICAL/HOSPITALIZA	.00	1,456.44	.00	10,790.92	-10,790.92	.00
242	LIFE INSURANCE	.00	6.40	.00	51.20	-51.20	.00
243	DENTAL INSURANCE	.00	96.78	.00	774.24	-774.24	.00
249	CERTIFIED OTHER INS	.00	361.60	.00	2,679.08	-2,679.08	.00
	TOTAL EMPLOYEE RETIREMNT & IN	.00	3,188.56	.00	24,271.95	-24,271.95	.00
	TOTAL LAUREL SCHOOL-AGENCY	.00	11,418.22	.00	89,044.51	-89,044.51	.00
FUND/SCC-0229804 GRANT HOLDING ACCOUNT							
1ST SUBTOTAL-400 PURCHASED SERVICES							
419	OTHER PROF. & TECH.	.00	.00	.00	-134,167.00	134,167.00	.00
	TOTAL PURCHASED SERVICES	.00	.00	.00	-134,167.00	134,167.00	.00

POWERSCHOOL
DATE: 03/10/2023
TIME: 15:44:12

SHAKER HEIGHTS CITY SCHOOLS
EXPENDITURE STATUS REPORT

PAGE NUMBER: 15
EXPSTA11

SELECTION CRITERIA: ALL
ACCOUNTING PERIOD: 8/23

SORTED BY: FUND/SCC,1ST SUBTOTAL,ACCOUNT
TOTALLED ON: FUND/SCC,1ST SUBTOTAL
PAGE BREAKS ON:

FUND/SCC-0229804 GRANT HOLDING ACCOUNT
1ST SUBTOTAL-400 GRANT HOLDING ACCOUNT

ACCOUNT	- - - - - TITLE - - - - -	BUDGET	PERIOD EXPENDITURES	ENCUMBRANCES OUTSTANDING	YEAR TO DATE EXP	AVAILABLE BALANCE	YTD/ BUD
1ST SUBTOTAL-500 SUPPLIES AND MATERIALS							
511	CLASSROOM SUPPLIES	.00	.00	.00	35,460.36	-35,460.36	.00
	TOTAL SUPPLIES AND MATERIALS	.00	.00	.00	35,460.36	-35,460.36	.00
1ST SUBTOTAL-600 CAPITAL OUTLAY							
630	IMPROVEMENTS NON BU	.00	.00	.00	-114,768.75	114,768.75	.00
	TOTAL CAPITAL OUTLAY	.00	.00	.00	-114,768.75	114,768.75	.00
1ST SUBTOTAL-800 OTHER OBJECTS							
856	BENEFITS AND CLAIMS	.00	.00	.00	-375,000.00	375,000.00	.00
	TOTAL OTHER OBJECTS	.00	.00	.00	-375,000.00	375,000.00	.00
	TOTAL GRANT HOLDING ACCOUNT	.00	.00	.00	-588,475.39	588,475.39	.00
FUND/SCC-0229806 UNIVERSITY SCHOOL-AGENCY							
1ST SUBTOTAL-100 PERSONAL SERVICES							
111	REGULAR	.00	7,766.68	.00	60,015.97	-60,015.97	.00
121	SICK LEAVE	.00	.00	.00	989.17	-989.17	.00
122	PERSONAL LEAVE	.00	.00	.00	123.65	-123.65	.00
	TOTAL PERSONAL SERVICES	.00	7,766.68	.00	61,128.79	-61,128.79	.00
1ST SUBTOTAL-200 EMPLOYEE RETIREMNT & INS.							
211	STRS-EMPLOYER'S SHA	.00	1,087.34	.00	8,558.05	-8,558.05	.00
213	SOCIAL SECURITY	.00	108.46	.00	855.47	-855.47	.00
241	MEDICAL/HOSPITALIZA	.00	1,456.44	.00	10,790.92	-10,790.92	.00
242	LIFE INSURANCE	.00	6.40	.00	51.20	-51.20	.00
243	DENTAL INSURANCE	.00	96.78	.00	774.24	-774.24	.00
249	CERTIFIED OTHER INS	.00	361.60	.00	2,679.08	-2,679.08	.00
	TOTAL EMPLOYEE RETIREMNT & IN	.00	3,117.02	.00	23,708.96	-23,708.96	.00
1ST SUBTOTAL-400 PURCHASED SERVICES							
415	MANAGEMENT SERVICES	.00	1,551.15	.00	3,028.85	-3,028.85	.00
	TOTAL PURCHASED SERVICES	.00	1,551.15	.00	3,028.85	-3,028.85	.00
	TOTAL UNIVERSITY SCHOOL-AGENC	.00	12,434.85	.00	87,866.60	-87,866.60	.00
FUND/SCC-0240000 EMP. BEN/SELF INS.PRESCRI							
1ST SUBTOTAL-800 OTHER OBJECTS							
856	BENEFITS AND CLAIMS	.00	226,662.54	.00	1,675,377.70	-1,675,377.70	.00
	TOTAL OTHER OBJECTS	.00	226,662.54	.00	1,675,377.70	-1,675,377.70	.00
	TOTAL EMP. BEN/SELF INS.PRESC	.00	226,662.54	.00	1,675,377.70	-1,675,377.70	.00
FUND/SCC-0249261 EMP. BEN/SELF INS./DENTAL							
1ST SUBTOTAL-400 PURCHASED SERVICES							

POWERSCHOOL
DATE: 03/10/2023
TIME: 15:44:12

SHAKER HEIGHTS CITY SCHOOLS
EXPENDITURE STATUS REPORT

PAGE NUMBER: 16
EXPSTA11

SELECTION CRITERIA: ALL
ACCOUNTING PERIOD: 8/23

SORTED BY: FUND/SCC,1ST SUBTOTAL,ACCOUNT
TOTALLED ON: FUND/SCC,1ST SUBTOTAL
PAGE BREAKS ON:

FUND/SCC-0249261 EMP. BEN/SELF INS./DENTAL
1ST SUBTOTAL-400 EMP. BEN/SELF INS./DENTAL

ACCOUNT	- - - - TITLE - - - -	BUDGET	PERIOD EXPENDITURES	ENCUMBRANCES OUTSTANDING	YEAR TO DATE EXP	AVAILABLE BALANCE	YTD/ BUD
491	THIRD PARTY ADMINIS	.00	2,562.56	.00	20,078.16	-20,078.16	.00
	TOTAL PURCHASED SERVICES	.00	2,562.56	.00	20,078.16	-20,078.16	.00
1ST SUBTOTAL-800	OTHER OBJECTS						
856	BENEFITS AND CLAIMS	.00	39,914.98	.00	396,492.54	-396,492.54	.00
	TOTAL OTHER OBJECTS	.00	39,914.98	.00	396,492.54	-396,492.54	.00
	TOTAL EMP. BEN/SELF INS./DENT	.00	42,477.54	.00	416,570.70	-416,570.70	.00
FUND/SCC-0249262	EMP. BEN/SELF INS./HEALTH						
1ST SUBTOTAL-400	PURCHASED SERVICES						
491	THIRD PARTY ADMINIS	.00	27,284.40	.00	211,232.95	-211,232.95	.00
492	STOP LOSS INSURANCE	.00	98,834.45	.00	658,188.38	-658,188.38	.00
499	OTHER PURCHASED SER	.00	4,100.00	.00	32,800.00	-32,800.00	.00
	TOTAL PURCHASED SERVICES	.00	130,218.85	.00	902,221.33	-902,221.33	.00
1ST SUBTOTAL-800	OTHER OBJECTS						
856	BENEFITS AND CLAIMS	.00	904,834.16	.00	7,655,363.61	-7,655,363.61	.00
889	OTHER AWARDS AND PR	.00	4,230.00	14,430.00	32,846.33	-47,276.33	.00
	TOTAL OTHER OBJECTS	.00	909,064.16	14,430.00	7,688,209.94	-7,702,639.94	.00
	TOTAL EMP. BEN/SELF INS./HEAL	.00	1,039,283.01	14,430.00	8,590,431.27	-8,604,861.27	.00
FUND/SCC-0249264	EMP. BEN/SELF INS./COBRA						
1ST SUBTOTAL-800	OTHER OBJECTS						
856	BENEFITS AND CLAIMS	.00	412.12	.00	4,386.05	-4,386.05	.00
	TOTAL OTHER OBJECTS	.00	412.12	.00	4,386.05	-4,386.05	.00
	TOTAL EMP. BEN/SELF INS./COBR	.00	412.12	.00	4,386.05	-4,386.05	.00
FUND/SCC-0249270	DEARBORN LIFE INSURANCE						
1ST SUBTOTAL-200	EMPLOYEE RETIREMNT & INS.						
242	LIFE INSURANCE	.00	5,236.48	.00	41,461.76	-41,461.76	.00
	TOTAL EMPLOYEE RETIREMNT & IN	.00	5,236.48	.00	41,461.76	-41,461.76	.00
	TOTAL DEARBORN LIFE INSURANCE	.00	5,236.48	.00	41,461.76	-41,461.76	.00
FUND/SCC-2009500	GLOBAL FRIENDSHIP CLUB						
1ST SUBTOTAL-500	SUPPLIES AND MATERIALS						
519	OTHER GENERAL SUPPL	.00	.00	.00	165.61	-165.61	.00
	TOTAL SUPPLIES AND MATERIALS	.00	.00	.00	165.61	-165.61	.00
	TOTAL GLOBAL FRIENDSHIP CLUB	.00	.00	.00	165.61	-165.61	.00
FUND/SCC-2009501	BOOKSTORE						
1ST SUBTOTAL-500	SUPPLIES AND MATERIALS						

POWERSCHOOL
DATE: 03/10/2023
TIME: 15:44:12

SHAKER HEIGHTS CITY SCHOOLS
EXPENDITURE STATUS REPORT

PAGE NUMBER: 17
EXPSTA11

SELECTION CRITERIA: ALL
ACCOUNTING PERIOD: 8/23

SORTED BY: FUND/SCC,1ST SUBTOTAL,ACCOUNT
TOTALLED ON: FUND/SCC,1ST SUBTOTAL
PAGE BREAKS ON:

FUND/SCC-2009501 BOOKSTORE
1ST SUBTOTAL-500 BOOKSTORE

ACCOUNT	TITLE	BUDGET	PERIOD EXPENDITURES	ENCUMBRANCES OUTSTANDING	YEAR TO DATE EXP	AVAILABLE BALANCE	YTD/ BUD
519	OTHER GENERAL SUPPL	.00	.00	.00	6,777.50	-6,777.50	.00
	TOTAL SUPPLIES AND MATERIALS	.00	.00	.00	6,777.50	-6,777.50	.00
	TOTAL BOOKSTORE	.00	.00	.00	6,777.50	-6,777.50	.00
FUND/SCC-2009502 CHEERLEADERS							
1ST SUBTOTAL-500	SUPPLIES AND MATERIALS						
519	OTHER GENERAL SUPPL	.00	.00	1,016.35	3,903.19	-4,919.54	.00
	TOTAL SUPPLIES AND MATERIALS	.00	.00	1,016.35	3,903.19	-4,919.54	.00
	TOTAL CHEERLEADERS	.00	.00	1,016.35	3,903.19	-4,919.54	.00
FUND/SCC-2009503 ACADEMIC CHALLENGE							
1ST SUBTOTAL-500	SUPPLIES AND MATERIALS						
519	OTHER GENERAL SUPPL	.00	120.00	.00	120.00	-120.00	.00
569	OTHER	.00	.00	.00	55.00	-55.00	.00
	TOTAL SUPPLIES AND MATERIALS	.00	120.00	.00	175.00	-175.00	.00
	TOTAL ACADEMIC CHALLENGE	.00	120.00	.00	175.00	-175.00	.00
FUND/SCC-2009506 YOUTH ENDING HUNGER							
1ST SUBTOTAL-500	SUPPLIES AND MATERIALS						
519	OTHER GENERAL SUPPL	.00	.00	571.63	1,068.71	-1,640.34	.00
569	OTHER	.00	.00	.00	67.03	-67.03	.00
	TOTAL SUPPLIES AND MATERIALS	.00	.00	571.63	1,135.74	-1,707.37	.00
	TOTAL YOUTH ENDING HUNGER	.00	.00	571.63	1,135.74	-1,707.37	.00
FUND/SCC-2009508 AFRICAN AMERICAN CULTURE							
1ST SUBTOTAL-500	SUPPLIES AND MATERIALS						
519	OTHER GENERAL SUPPL	.00	.00	.00	242.00	-242.00	.00
	TOTAL SUPPLIES AND MATERIALS	.00	.00	.00	242.00	-242.00	.00
	TOTAL AFRICAN AMERICAN CULTUR	.00	.00	.00	242.00	-242.00	.00
FUND/SCC-2009521 DRAMA							
1ST SUBTOTAL-400	PURCHASED SERVICES						
419	OTHER PROF. & TECH.	.00	80.00	470.00	3,687.65	-4,157.65	.00
	TOTAL PURCHASED SERVICES	.00	80.00	470.00	3,687.65	-4,157.65	.00
1ST SUBTOTAL-500	SUPPLIES AND MATERIALS						
519	OTHER GENERAL SUPPL	.00	5.70	1,890.00	4,566.30	-6,456.30	.00
	TOTAL SUPPLIES AND MATERIALS	.00	5.70	1,890.00	4,566.30	-6,456.30	.00
1ST SUBTOTAL-800	OTHER OBJECTS						
849	OTHER DUES AND FEES	.00	.00	200.00	1,174.00	-1,374.00	.00

POWERSCHOOL
DATE: 03/10/2023
TIME: 15:44:12

SHAKER HEIGHTS CITY SCHOOLS
EXPENDITURE STATUS REPORT

PAGE NUMBER: 18
EXPSTA11

SELECTION CRITERIA: ALL
ACCOUNTING PERIOD: 8/23

SORTED BY: FUND/SCC,1ST SUBTOTAL,ACCOUNT
TOTALLED ON: FUND/SCC,1ST SUBTOTAL
PAGE BREAKS ON:

FUND/SCC-2009521 DRAMA
1ST SUBTOTAL-800 DRAMA

ACCOUNT	- - - - TITLE - - - -	BUDGET	PERIOD EXPENDITURES	ENCUMBRANCES OUTSTANDING	YEAR TO DATE EXP	AVAILABLE BALANCE	YTD/ BUD
TOTAL OTHER OBJECTS		.00	.00	200.00	1,174.00	-1,374.00	.00
TOTAL DRAMA		.00	85.70	2,560.00	9,427.95	-11,987.95	.00
FUND/SCC-2009525 LATIN CLUB							
1ST SUBTOTAL-500 SUPPLIES AND MATERIALS							
519 OTHER GENERAL SUPPL		35.95	.00	.00	51.94	-15.99	144.48
TOTAL SUPPLIES AND MATERIALS		35.95	.00	.00	51.94	-15.99	144.48
TOTAL LATIN CLUB		35.95	.00	.00	51.94	-15.99	144.48
FUND/SCC-2009528 GRISTMILL							
1ST SUBTOTAL-400 PURCHASED SERVICES							
432 CERTIFIED MEETING E		.00	.00	.00	3,120.00	-3,120.00	.00
TOTAL PURCHASED SERVICES		.00	.00	.00	3,120.00	-3,120.00	.00
1ST SUBTOTAL-500 SUPPLIES AND MATERIALS							
519 OTHER GENERAL SUPPL		.00	.00	.00	539.83	-539.83	.00
TOTAL SUPPLIES AND MATERIALS		.00	.00	.00	539.83	-539.83	.00
TOTAL GRISTMILL		.00	.00	.00	3,659.83	-3,659.83	.00
FUND/SCC-2009530 THE ALLIANCE							
1ST SUBTOTAL-500 SUPPLIES AND MATERIALS							
519 OTHER GENERAL SUPPL		.00	133.81	.00	133.81	-133.81	.00
TOTAL SUPPLIES AND MATERIALS		.00	133.81	.00	133.81	-133.81	.00
TOTAL THE ALLIANCE		.00	133.81	.00	133.81	-133.81	.00
FUND/SCC-2009531 INSTRUMENTAL							
1ST SUBTOTAL-400 PURCHASED SERVICES							
419 OTHER PROF. & TECH.		.00	.00	960.00	1,390.00	-2,350.00	.00
432 CERTIFIED MEETING E		.00	.00	564.00	.00	-564.00	.00
TOTAL PURCHASED SERVICES		.00	.00	1,524.00	1,390.00	-2,914.00	.00
1ST SUBTOTAL-500 SUPPLIES AND MATERIALS							
519 OTHER GENERAL SUPPL		.00	10,765.80	5,441.42	14,092.47	-19,533.89	.00
TOTAL SUPPLIES AND MATERIALS		.00	10,765.80	5,441.42	14,092.47	-19,533.89	.00
TOTAL INSTRUMENTAL		.00	10,765.80	6,965.42	15,482.47	-22,447.89	.00
FUND/SCC-2009534 RUGBY CLUB							
1ST SUBTOTAL-500 SUPPLIES AND MATERIALS							
519 OTHER GENERAL SUPPL		1,117.50	.00	1,117.50	85.00	-85.00	107.61
TOTAL SUPPLIES AND MATERIALS		1,117.50	.00	1,117.50	85.00	-85.00	107.61

POWERSCHOOL
DATE: 03/10/2023
TIME: 15:44:12

SHAKER HEIGHTS CITY SCHOOLS
EXPENDITURE STATUS REPORT

PAGE NUMBER: 19
EXPSTA11

SELECTION CRITERIA: ALL
ACCOUNTING PERIOD: 8/23

SORTED BY: FUND/SCC,1ST SUBTOTAL,ACCOUNT
TOTALLED ON: FUND/SCC,1ST SUBTOTAL
PAGE BREAKS ON:

FUND/SCC-2009534 RUGBY CLUB
1ST SUBTOTAL-500 RUGBY CLUB

ACCOUNT	TITLE	BUDGET	PERIOD EXPENDITURES	ENCUMBRANCES OUTSTANDING	YEAR TO DATE EXP	AVAILABLE BALANCE	YTD/ BUD
TOTAL RUGBY CLUB		1,117.50	.00	1,117.50	85.00	-85.00	107.61
FUND/SCC-2009535 MODEL UN							
1ST SUBTOTAL-500 SUPPLIES AND MATERIALS							
519 OTHER GENERAL SUPPL		.00	.00	.00	22.98	-22.98	.00
TOTAL SUPPLIES AND MATERIALS		.00	.00	.00	22.98	-22.98	.00
TOTAL MODEL UN		.00	.00	.00	22.98	-22.98	.00
FUND/SCC-2009545 HS STUDENT COUNCIL							
1ST SUBTOTAL-500 SUPPLIES AND MATERIALS							
519 OTHER GENERAL SUPPL		.00	.00	.00	559.87	-559.87	.00
569 OTHER		.00	.00	.00	156.43	-156.43	.00
TOTAL SUPPLIES AND MATERIALS		.00	.00	.00	716.30	-716.30	.00
TOTAL HS STUDENT COUNCIL		.00	.00	.00	716.30	-716.30	.00
FUND/SCC-2009553 SKI CLUB							
1ST SUBTOTAL-400 PURCHASED SERVICES							
419 OTHER PROF. & TECH.		.00	.00	8,435.49	4,564.51	-13,000.00	.00
439 OTHER TRAV./MEET EX		.00	12,000.00	.00	12,000.00	-12,000.00	.00
489 TRANSPORTATION OTHR		.00	-1,780.00	.00	3,560.00	-3,560.00	.00
TOTAL PURCHASED SERVICES		.00	10,220.00	8,435.49	20,124.51	-28,560.00	.00
1ST SUBTOTAL-500 SUPPLIES AND MATERIALS							
519 OTHER GENERAL SUPPL		.00	407.38	.00	407.38	-407.38	.00
TOTAL SUPPLIES AND MATERIALS		.00	407.38	.00	407.38	-407.38	.00
TOTAL SKI CLUB		.00	10,627.38	8,435.49	20,531.89	-28,967.38	.00
FUND/SCC-2009555 STUDENT COUNCIL NOT HS							
1ST SUBTOTAL-200 EMPLOYEE RETIREMNT & INS.							
233 MEETING EXPENSE-SUP		.00	.00	.00	1,150.80	-1,150.80	.00
TOTAL EMPLOYEE RETIREMNT & IN		.00	.00	.00	1,150.80	-1,150.80	.00
1ST SUBTOTAL-400 PURCHASED SERVICES							
419 OTHER PROF. & TECH.		.00	.00	.00	2,524.00	-2,524.00	.00
TOTAL PURCHASED SERVICES		.00	.00	.00	2,524.00	-2,524.00	.00
1ST SUBTOTAL-500 SUPPLIES AND MATERIALS							
519 OTHER GENERAL SUPPL		.00	.00	438.07	312.58	-750.65	.00
TOTAL SUPPLIES AND MATERIALS		.00	.00	438.07	312.58	-750.65	.00
TOTAL STUDENT COUNCIL NOT HS		.00	.00	438.07	3,987.38	-4,425.45	.00
FUND/SCC-2009560 FY 05 - ULTIMATE DISC							

POWERSCHOOL
DATE: 03/10/2023
TIME: 15:44:12

SHAKER HEIGHTS CITY SCHOOLS
EXPENDITURE STATUS REPORT

PAGE NUMBER: 20
EXPSTA11

SELECTION CRITERIA: ALL
ACCOUNTING PERIOD: 8/23

SORTED BY: FUND/SCC,1ST SUBTOTAL,ACCOUNT
TOTALLED ON: FUND/SCC,1ST SUBTOTAL
PAGE BREAKS ON:

FUND/SCC-2009560 FY 05 - ULTIMATE DISC
1ST SUBTOTAL-500 FY 05 - ULTIMATE DISC

ACCOUNT	TITLE	BUDGET	PERIOD EXPENDITURES	ENCUMBRANCES OUTSTANDING	YEAR TO DATE EXP	AVAILABLE BALANCE	YTD/ BUD
1ST SUBTOTAL-500	SUPPLIES AND MATERIALS						
519	OTHER GENERAL SUPPL	.00	.00	.00	419.40	-419.40	.00
	TOTAL SUPPLIES AND MATERIALS	.00	.00	.00	419.40	-419.40	.00
	TOTAL FY 05 - ULTIMATE DISC	.00	.00	.00	419.40	-419.40	.00
FUND/SCC-2009576	SANKOFA						
1ST SUBTOTAL-400	PURCHASED SERVICES						
419	OTHER PROF. & TECH.	.00	1,825.00	.00	2,800.00	-2,800.00	.00
	TOTAL PURCHASED SERVICES	.00	1,825.00	.00	2,800.00	-2,800.00	.00
1ST SUBTOTAL-500	SUPPLIES AND MATERIALS						
519	OTHER GENERAL SUPPL	.00	4,036.88	.00	4,036.88	-4,036.88	.00
	TOTAL SUPPLIES AND MATERIALS	.00	4,036.88	.00	4,036.88	-4,036.88	.00
	TOTAL SANKOFA	.00	5,861.88	.00	6,836.88	-6,836.88	.00
FUND/SCC-2009586	RAIDERETTES (STUDENT ACTI						
1ST SUBTOTAL-500	SUPPLIES AND MATERIALS						
519	OTHER GENERAL SUPPL	.00	.00	2.25	2,520.75	-2,523.00	.00
	TOTAL SUPPLIES AND MATERIALS	.00	.00	2.25	2,520.75	-2,523.00	.00
	TOTAL RAIDERETTES (STUDENT AC	.00	.00	2.25	2,520.75	-2,523.00	.00
FUND/SCC-2009605	CLASS OF 2023						
1ST SUBTOTAL-400	PURCHASED SERVICES						
419	OTHER PROF. & TECH.	.00	.00	4,125.00	3,100.00	-7,225.00	.00
	TOTAL PURCHASED SERVICES	.00	.00	4,125.00	3,100.00	-7,225.00	.00
1ST SUBTOTAL-500	SUPPLIES AND MATERIALS						
519	OTHER GENERAL SUPPL	.00	.00	.00	3,407.00	-3,407.00	.00
	TOTAL SUPPLIES AND MATERIALS	.00	.00	.00	3,407.00	-3,407.00	.00
	TOTAL CLASS OF 2023	.00	.00	4,125.00	6,507.00	-10,632.00	.00
FUND/SCC-2009609	MOCK TRIAL-HIGH SCHOOL						
1ST SUBTOTAL-800	OTHER OBJECTS						
849	OTHER DUES AND FEES	.00	.00	.00	890.00	-890.00	.00
	TOTAL OTHER OBJECTS	.00	.00	.00	890.00	-890.00	.00
	TOTAL MOCK TRIAL-HIGH SCHOOL	.00	.00	.00	890.00	-890.00	.00
FUND/SCC-2009610	HS CLASS OF 2024						
1ST SUBTOTAL-500	SUPPLIES AND MATERIALS						
519	OTHER GENERAL SUPPL	.00	.00	.00	841.00	-841.00	.00
	TOTAL SUPPLIES AND MATERIALS	.00	.00	.00	841.00	-841.00	.00

POWERSCHOOL
DATE: 03/10/2023
TIME: 15:44:12

SHAKER HEIGHTS CITY SCHOOLS
EXPENDITURE STATUS REPORT

PAGE NUMBER: 21
EXPSTA11

SELECTION CRITERIA: ALL
ACCOUNTING PERIOD: 8/23

SORTED BY: FUND/SCC,1ST SUBTOTAL,ACCOUNT
TOTALLED ON: FUND/SCC,1ST SUBTOTAL
PAGE BREAKS ON:

FUND/SCC-2009610 HS CLASS OF 2024
1ST SUBTOTAL-500 HS CLASS OF 2024

ACCOUNT	- - - - - TITLE - - - - -	BUDGET	PERIOD EXPENDITURES	ENCUMBRANCES OUTSTANDING	YEAR TO DATE EXP	AVAILABLE BALANCE	YTD/ BUD
	TOTAL HS CLASS OF 2024	.00	.00	.00	841.00	-841.00	.00
FUND/SCC-2009614 RAIDER ROAST							
1ST SUBTOTAL-500 SUPPLIES AND MATERIALS							
519	OTHER GENERAL SUPPL	.00	87.94	.00	812.46	-812.46	.00
	TOTAL SUPPLIES AND MATERIALS	.00	87.94	.00	812.46	-812.46	.00
	TOTAL RAIDER ROAST	.00	87.94	.00	812.46	-812.46	.00
FUND/SCC-2009615 FIELDSTONE RIDING							
1ST SUBTOTAL-500 SUPPLIES AND MATERIALS							
519	OTHER GENERAL SUPPL	.00	185.09	.00	614.16	-614.16	.00
	TOTAL SUPPLIES AND MATERIALS	.00	185.09	.00	614.16	-614.16	.00
	TOTAL FIELDSTONE RIDING	.00	185.09	.00	614.16	-614.16	.00
FUND/SCC-2009616 HS SKI CLUB							
1ST SUBTOTAL-400 PURCHASED SERVICES							
439	OTHER TRAV./MEET EX	.00	.00	.00	2,640.00	-2,640.00	.00
489	TRANSPORTATION OTHR	.00	910.00	330.00	910.00	-1,240.00	.00
	TOTAL PURCHASED SERVICES	.00	910.00	330.00	3,550.00	-3,880.00	.00
	TOTAL HS SKI CLUB	.00	910.00	330.00	3,550.00	-3,880.00	.00
FUND/SCC-3009601 H.S. MEN'S ATHLETICS							
1ST SUBTOTAL-100 PERSONAL SERVICES							
142	TEMPORARY	.00	.00	.00	710.00	-710.00	.00
143	SUPPLEMENTAL	.00	2,460.00	.00	13,548.16	-13,548.16	.00
172	STUDENT WORKERS	.00	1,718.80	.00	3,634.60	-3,634.60	.00
	TOTAL PERSONAL SERVICES	.00	4,178.80	.00	17,892.76	-17,892.76	.00
1ST SUBTOTAL-200 EMPLOYEE RETIREMNT & INS.							
221	SERS-EMPLOYER'S SHA	.00	395.11	.00	2,259.93	-2,259.93	.00
222	SERS-EMPLOYER'S SHA	.00	.00	.00	11.00	-11.00	.00
223	SOCIAL SECURITY	.00	34.04	.00	199.79	-199.79	.00
	TOTAL EMPLOYEE RETIREMNT & IN	.00	429.15	.00	2,470.72	-2,470.72	.00
1ST SUBTOTAL-400 PURCHASED SERVICES							
419	OTHER PROF. & TECH.	.00	460.00	42,215.00	20,903.82	-63,118.82	.00
423	REPAIRS & MAINTENAN	.00	.00	20,000.00	.00	-20,000.00	.00
425	RENTALS	.00	362.00	.00	362.00	-362.00	.00
433	NONCERTIFIED TRAVEL	48.21	.00	.00	45.00	3.21	93.34
439	OTHER TRAV./MEET EX	.00	5,419.84	.00	11,404.88	-11,404.88	.00
483	TRANSP. FROM OTHER	.00	392.50	17,027.50	17,459.43	-34,486.93	.00
	TOTAL PURCHASED SERVICES	48.21	6,634.34	79,242.50	50,175.13	-129,369.42	268445.61

POWERSCHOOL
DATE: 03/10/2023
TIME: 15:44:12

SHAKER HEIGHTS CITY SCHOOLS
EXPENDITURE STATUS REPORT

PAGE NUMBER: 22
EXPSTA11

SELECTION CRITERIA: ALL
ACCOUNTING PERIOD: 8/23

SORTED BY: FUND/SCC,1ST SUBTOTAL,ACCOUNT
TOTALLED ON: FUND/SCC,1ST SUBTOTAL
PAGE BREAKS ON:

FUND/SCC-3009601 H.S. MEN'S ATHLETICS
1ST SUBTOTAL-400 H.S. MEN'S ATHLETICS

ACCOUNT	- - - - - TITLE - - - - -	BUDGET	PERIOD EXPENDITURES	ENCUMBRANCES OUTSTANDING	YEAR TO DATE EXP	AVAILABLE BALANCE	YTD/ BUD
1ST SUBTOTAL-500	SUPPLIES AND MATERIALS						
516	SOFTWARE MATERIALS	.00	.00	.00	6,053.94	-6,053.94	.00
519	OTHER GENERAL SUPPL	560.00	6,253.05	11,798.70	80,920.07	-92,158.77	16556.92
560	FOOD & MATERIALS	.00	403.38	64.90	1,742.49	-1,807.39	.00
582	FUEL	.00	.00	.00	190.35	-190.35	.00
	TOTAL SUPPLIES AND MATERIALS	560.00	6,656.43	11,863.60	88,906.85	-100,210.45	17994.72
1ST SUBTOTAL-600	CAPITAL OUTLAY						
640	EQUIPMENT	1,498.00	2,860.00	9,000.00	4,853.00	-12,355.00	924.77
	TOTAL CAPITAL OUTLAY	1,498.00	2,860.00	9,000.00	4,853.00	-12,355.00	924.77
1ST SUBTOTAL-800	OTHER OBJECTS						
849	OTHER DUES AND FEES	.00	6,314.50	2,222.50	44,270.48	-46,492.98	.00
880	AWARDS AND PRIZES	.00	466.79	8.71	3,166.77	-3,175.48	.00
	TOTAL OTHER OBJECTS	.00	6,781.29	2,231.21	47,437.25	-49,668.46	.00
	TOTAL H.S. MEN'S ATHLETICS	2,106.21	27,540.01	102,337.31	211,735.71	-311,966.81	14911.76
FUND/SCC-3009602	M.S. ATHLETICS						
1ST SUBTOTAL-200	EMPLOYEE RETIREMNT & INS.						
233	MEETING EXPENSE-SUP	.00	.00	.00	605.34	-605.34	.00
	TOTAL EMPLOYEE RETIREMNT & IN	.00	.00	.00	605.34	-605.34	.00
1ST SUBTOTAL-400	PURCHASED SERVICES						
419	OTHER PROF. & TECH.	.00	.00	.00	1,645.00	-1,645.00	.00
433	NONCERTIFIED TRAVEL	.00	.00	9.90	.00	-9.90	.00
434	NONCERTIFIED MEETIN	.00	.00	22.00	.00	-22.00	.00
	TOTAL PURCHASED SERVICES	.00	.00	31.90	1,645.00	-1,676.90	.00
1ST SUBTOTAL-500	SUPPLIES AND MATERIALS						
519	OTHER GENERAL SUPPL	.00	2,765.00	10,777.53	25,490.34	-36,267.87	.00
	TOTAL SUPPLIES AND MATERIALS	.00	2,765.00	10,777.53	25,490.34	-36,267.87	.00
1ST SUBTOTAL-800	OTHER OBJECTS						
849	OTHER DUES AND FEES	.00	.00	.00	165.00	-165.00	.00
	TOTAL OTHER OBJECTS	.00	.00	.00	165.00	-165.00	.00
	TOTAL M.S. ATHLETICS	.00	2,765.00	10,809.43	27,905.68	-38,715.11	.00
FUND/SCC-3009603	H.S. WOMEN'S ATHLETICS						
1ST SUBTOTAL-100	PERSONAL SERVICES						
143	SUPPLEMENTAL	.00	750.00	.00	3,170.00	-3,170.00	.00
172	STUDENT WORKERS	.00	406.90	.00	839.35	-839.35	.00
	TOTAL PERSONAL SERVICES	.00	1,156.90	.00	4,009.35	-4,009.35	.00

POWERSCHOOL
DATE: 03/10/2023
TIME: 15:44:12

SHAKER HEIGHTS CITY SCHOOLS
EXPENDITURE STATUS REPORT

PAGE NUMBER: 23
EXPSTA11

SELECTION CRITERIA: ALL
ACCOUNTING PERIOD: 8/23

SORTED BY: FUND/SCC,1ST SUBTOTAL,ACCOUNT
TOTALLED ON: FUND/SCC,1ST SUBTOTAL
PAGE BREAKS ON:

FUND/SCC-3009603 H.S. WOMEN'S ATHLETICS
1ST SUBTOTAL-200 H.S. WOMEN'S ATHLETICS

ACCOUNT	- - - - - TITLE - - - - -	BUDGET	PERIOD EXPENDITURES	ENCUMBRANCES OUTSTANDING	YEAR TO DATE EXP	AVAILABLE BALANCE	YTD/ BUD
1ST SUBTOTAL-200	EMPLOYEE RETIREMNT & INS.						
221	SERS-EMPLOYER'S SHA	.00	115.96	.00	496.47	-496.47	.00
222	SERS-EMPLOYER'S SHA	.00	.00	.00	4.40	-4.40	.00
223	SOCIAL SECURITY	.00	10.33	.00	44.39	-44.39	.00
	TOTAL EMPLOYEE RETIREMNT & IN	.00	126.29	.00	545.26	-545.26	.00
1ST SUBTOTAL-400	PURCHASED SERVICES						
419	OTHER PROF. & TECH.	.00	240.00	34,705.00	21,533.82	-56,238.82	.00
425	RENTALS	.00	290.00	.00	290.00	-290.00	.00
439	OTHER TRAV./MEET EX	.00	.00	.00	9,906.60	-9,906.60	.00
483	TRANSP. FROM OTHER	.00	392.50	17,587.50	18,179.43	-35,766.93	.00
	TOTAL PURCHASED SERVICES	.00	922.50	52,292.50	49,909.85	-102,202.35	.00
1ST SUBTOTAL-500	SUPPLIES AND MATERIALS						
516	SOFTWARE MATERIALS	.00	.00	.00	5,804.94	-5,804.94	.00
519	OTHER GENERAL SUPPL	560.00	2,746.91	4,178.22	41,922.91	-45,541.13	8232.34
560	FOOD & MATERIALS	.00	750.96	.00	4,981.57	-4,981.57	.00
582	FUEL	.00	.00	.00	125.67	-125.67	.00
	TOTAL SUPPLIES AND MATERIALS	560.00	3,497.87	4,178.22	52,835.09	-56,453.31	10180.95
1ST SUBTOTAL-600	CAPITAL OUTLAY						
640	EQUIPMENT	1,712.80	.00	7,900.00	3,552.80	-9,740.00	668.66
	TOTAL CAPITAL OUTLAY	1,712.80	.00	7,900.00	3,552.80	-9,740.00	668.66
1ST SUBTOTAL-800	OTHER OBJECTS						
849	OTHER DUES AND FEES	.00	1,034.50	2,357.50	23,587.85	-25,945.35	.00
880	AWARDS AND PRIZES	.00	238.61	10.39	4,375.12	-4,385.51	.00
	TOTAL OTHER OBJECTS	.00	1,273.11	2,367.89	27,962.97	-30,330.86	.00
	TOTAL H.S. WOMEN'S ATHLETICS	2,272.80	6,976.67	66,738.61	138,815.32	-203,281.13	9044.08
FUND/SCC-3009605	GIRLS SOCCER FUNDRAISER						
1ST SUBTOTAL-500	SUPPLIES AND MATERIALS						
519	OTHER GENERAL SUPPL	.00	.00	26.00	.00	-26.00	.00
	TOTAL SUPPLIES AND MATERIALS	.00	.00	26.00	.00	-26.00	.00
	TOTAL GIRLS SOCCER FUNDRAISER	.00	.00	26.00	.00	-26.00	.00
FUND/SCC-3009606	GIRLS BASKETBALL FUND						
1ST SUBTOTAL-500	SUPPLIES AND MATERIALS						
519	OTHER GENERAL SUPPL	.00	63.93	.00	783.93	-783.93	.00
	TOTAL SUPPLIES AND MATERIALS	.00	63.93	.00	783.93	-783.93	.00
	TOTAL GIRLS BASKETBALL FUND	.00	63.93	.00	783.93	-783.93	.00

FUND/SCC-3009607 GIRLS SOFTBALL FUNDRAISER

POWERSCHOOL
DATE: 03/10/2023
TIME: 15:44:12

SHAKER HEIGHTS CITY SCHOOLS
EXPENDITURE STATUS REPORT

PAGE NUMBER: 24
EXPSTA11

SELECTION CRITERIA: ALL
ACCOUNTING PERIOD: 8/23

SORTED BY: FUND/SCC,1ST SUBTOTAL,ACCOUNT
TOTALED ON: FUND/SCC,1ST SUBTOTAL
PAGE BREAKS ON:

FUND/SCC-3009607 GIRLS SOFTBALL FUNDRAISER
1ST SUBTOTAL-500 GIRLS SOFTBALL FUNDRAISER

ACCOUNT	TITLE	BUDGET	PERIOD EXPENDITURES	ENCUMBRANCES OUTSTANDING	YEAR TO DATE EXP	AVAILABLE BALANCE	YTD/ BUD
FUND/SCC-3009607 GIRLS SOFTBALL FUNDRAISER							
1ST SUBTOTAL-500 SUPPLIES AND MATERIALS							
519	OTHER GENERAL SUPPL	.00	.00	.00	500.00	-500.00	.00
	TOTAL SUPPLIES AND MATERIALS	.00	.00	.00	500.00	-500.00	.00
	TOTAL GIRLS SOFTBALL FUNDRAIS	.00	.00	.00	500.00	-500.00	.00
FUND/SCC-3009608 GIRLS VOLLEYBALL FUND							
1ST SUBTOTAL-500 SUPPLIES AND MATERIALS							
519	OTHER GENERAL SUPPL	.00	.00	.00	2,160.00	-2,160.00	.00
560	FOOD & MATERIALS	.00	.00	.00	188.25	-188.25	.00
	TOTAL SUPPLIES AND MATERIALS	.00	.00	.00	2,348.25	-2,348.25	.00
	TOTAL GIRLS VOLLEYBALL FUND	.00	.00	.00	2,348.25	-2,348.25	.00
FUND/SCC-3009609 GIRLS TRACK FUNDRAISER							
1ST SUBTOTAL-800 OTHER OBJECTS							
849	OTHER DUES AND FEES	.00	.00	.00	337.50	-337.50	.00
	TOTAL OTHER OBJECTS	.00	.00	.00	337.50	-337.50	.00
	TOTAL GIRLS TRACK FUNDRAISER	.00	.00	.00	337.50	-337.50	.00
FUND/SCC-3009612 HOCKEY TEAM							
1ST SUBTOTAL-400 PURCHASED SERVICES							
419	OTHER PROF. & TECH.	.00	.00	.00	60.00	-60.00	.00
447	INTERNET ACCESS SER	.00	59.99	808.03	191.97	-1,000.00	.00
	TOTAL PURCHASED SERVICES	.00	59.99	808.03	251.97	-1,060.00	.00
1ST SUBTOTAL-500 SUPPLIES AND MATERIALS							
560	FOOD & MATERIALS	.00	.00	600.00	400.00	-1,000.00	.00
	TOTAL SUPPLIES AND MATERIALS	.00	.00	600.00	400.00	-1,000.00	.00
	TOTAL HOCKEY TEAM	.00	59.99	1,408.03	651.97	-2,060.00	.00
FUND/SCC-3009614 BASKETBALL FUNDRAISER							
1ST SUBTOTAL-400 PURCHASED SERVICES							
419	OTHER PROF. & TECH.	.00	.00	.00	844.70	-844.70	.00
	TOTAL PURCHASED SERVICES	.00	.00	.00	844.70	-844.70	.00
1ST SUBTOTAL-500 SUPPLIES AND MATERIALS							
519	OTHER GENERAL SUPPL	.00	2,719.24	170.00	11,201.68	-11,371.68	.00
560	FOOD & MATERIALS	.00	4,282.08	600.00	4,982.94	-5,582.94	.00
	TOTAL SUPPLIES AND MATERIALS	.00	7,001.32	770.00	16,184.62	-16,954.62	.00
	TOTAL BASKETBALL FUNDRAISER	.00	7,001.32	770.00	17,029.32	-17,799.32	.00
FUND/SCC-3009616 BASEBALL FUNDRAISER							

POWERSCHOOL
DATE: 03/10/2023
TIME: 15:44:12

SHAKER HEIGHTS CITY SCHOOLS
EXPENDITURE STATUS REPORT

PAGE NUMBER: 25
EXPSTA11

SELECTION CRITERIA: ALL
ACCOUNTING PERIOD: 8/23

SORTED BY: FUND/SCC,1ST SUBTOTAL,ACCOUNT
TOTALLED ON: FUND/SCC,1ST SUBTOTAL
PAGE BREAKS ON:

FUND/SCC-3009616 BASEBALL FUNDRAISER
1ST SUBTOTAL-500 BASEBALL FUNDRAISER

ACCOUNT	TITLE	BUDGET	PERIOD EXPENDITURES	ENCUMBRANCES OUTSTANDING	YEAR TO DATE EXP	AVAILABLE BALANCE	YTD/ BUD
1ST SUBTOTAL-500	SUPPLIES AND MATERIALS						
519	OTHER GENERAL SUPPL	.00	.00	2,900.00	1,339.90	-4,239.90	.00
	TOTAL SUPPLIES AND MATERIALS	.00	.00	2,900.00	1,339.90	-4,239.90	.00
	TOTAL BASEBALL FUNDRAISER	.00	.00	2,900.00	1,339.90	-4,239.90	.00
FUND/SCC-3009620	GIRLS CROSS COUNTRY FUND						
1ST SUBTOTAL-400	PURCHASED SERVICES						
439	OTHER TRAV./MEET EX	.00	.00	.00	9,162.00	-9,162.00	.00
	TOTAL PURCHASED SERVICES	.00	.00	.00	9,162.00	-9,162.00	.00
1ST SUBTOTAL-500	SUPPLIES AND MATERIALS						
519	OTHER GENERAL SUPPL	.00	.00	.00	980.50	-980.50	.00
	TOTAL SUPPLIES AND MATERIALS	.00	.00	.00	980.50	-980.50	.00
	TOTAL GIRLS CROSS COUNTRY FUN	.00	.00	.00	10,142.50	-10,142.50	.00
FUND/SCC-3009622	BOYS SOCCER FUNDRAISER						
1ST SUBTOTAL-400	PURCHASED SERVICES						
425	RENTALS	.00	.00	.00	100.00	-100.00	.00
	TOTAL PURCHASED SERVICES	.00	.00	.00	100.00	-100.00	.00
1ST SUBTOTAL-500	SUPPLIES AND MATERIALS						
519	OTHER GENERAL SUPPL	.00	.00	.00	2,385.00	-2,385.00	.00
	TOTAL SUPPLIES AND MATERIALS	.00	.00	.00	2,385.00	-2,385.00	.00
	TOTAL BOYS SOCCER FUNDRAISER	.00	.00	.00	2,485.00	-2,485.00	.00
FUND/SCC-3009629	MS ATHLETICS FUNDRAISER						
1ST SUBTOTAL-500	SUPPLIES AND MATERIALS						
519	OTHER GENERAL SUPPL	.00	133.79	.00	133.79	-133.79	.00
	TOTAL SUPPLIES AND MATERIALS	.00	133.79	.00	133.79	-133.79	.00
	TOTAL MS ATHLETICS FUNDRAISER	.00	133.79	.00	133.79	-133.79	.00
FUND/SCC-3009631	ARBITER PAY - ATHLETICS						
1ST SUBTOTAL-400	PURCHASED SERVICES						
419	OTHER PROF. & TECH.	.00	.00	.00	30,000.00	-30,000.00	.00
	TOTAL PURCHASED SERVICES	.00	.00	.00	30,000.00	-30,000.00	.00
	TOTAL ARBITER PAY - ATHLETICS	.00	.00	.00	30,000.00	-30,000.00	.00
FUND/SCC-4019202	ST DOMINIC FY22						
1ST SUBTOTAL-100	PERSONAL SERVICES						
111	REGULAR	.00	.00	.00	6,548.80	-6,548.80	.00
141	REGULAR	.00	.00	.00	8,150.19	-8,150.19	.00

POWERSCHOOL
DATE: 03/10/2023
TIME: 15:44:12

SHAKER HEIGHTS CITY SCHOOLS
EXPENDITURE STATUS REPORT

PAGE NUMBER: 26
EXPSTA11

SELECTION CRITERIA: ALL
ACCOUNTING PERIOD: 8/23

SORTED BY: FUND/SCC,1ST SUBTOTAL,ACCOUNT
TOTALLED ON: FUND/SCC,1ST SUBTOTAL
PAGE BREAKS ON:

FUND/SCC-4019202 ST DOMINIC FY22
1ST SUBTOTAL-100 ST DOMINIC FY22

ACCOUNT	- - - - TITLE - - - -	BUDGET	PERIOD EXPENDITURES	ENCUMBRANCES OUTSTANDING	YEAR TO DATE EXP	AVAILABLE BALANCE	YTD/ BUD
TOTAL PERSONAL SERVICES		.00	.00	.00	14,698.99	-14,698.99	.00
1ST SUBTOTAL-200 EMPLOYEE RETIREMNT & INS.							
211	STRS-EMPLOYER'S SHA	.00	.00	.00	1,050.40	-1,050.40	.00
213	SOCIAL SECURITY	.00	.00	.00	78.95	-78.95	.00
221	SERS-EMPLOYER'S SHA	.00	.00	.00	1,279.59	-1,279.59	.00
223	SOCIAL SECURITY	.00	.00	.00	106.34	-106.34	.00
241	MEDICAL/HOSPITALIZA	.00	.00	.00	2,250.85	-2,250.85	.00
242	LIFE INSURANCE	.00	.00	.00	10.90	-10.90	.00
243	DENTAL INSURANCE	.00	.00	.00	164.50	-164.50	.00
249	CERTIFIED OTHER INS	.00	.00	.00	558.80	-558.80	.00
251	MEDICAL/HOSPITALIZA	.00	.00	.00	3,348.10	-3,348.10	.00
252	LIFE INSURANCE	.00	.00	.00	16.00	-16.00	.00
253	DENTAL INSURANCE	.00	.00	.00	244.70	-244.70	.00
259	NONCERTIFIED INS BE	.00	.00	.00	831.25	-831.25	.00
TOTAL EMPLOYEE RETIREMNT & IN		.00	.00	.00	9,940.38	-9,940.38	.00
TOTAL ST DOMINIC FY22		.00	.00	.00	24,639.37	-24,639.37	.00
FUND/SCC-4019303 ST DOMINIC FY 23							
1ST SUBTOTAL-100 PERSONAL SERVICES							
111	REGULAR	.00	2,908.59	.00	17,859.27	-17,859.27	.00
127	JURY DUTY	.00	201.75	.00	201.75	-201.75	.00
141	REGULAR	.00	2,291.16	.00	12,263.34	-12,263.34	.00
151	SICK LEAVE	.00	.00	.00	112.68	-112.68	.00
152	PERSONAL LEAVE	.00	.00	.00	225.36	-225.36	.00
TOTAL PERSONAL SERVICES		.00	5,401.50	.00	30,662.40	-30,662.40	.00
1ST SUBTOTAL-200 EMPLOYEE RETIREMNT & INS.							
211	STRS-EMPLOYER'S SHA	.00	435.44	.00	2,394.92	-2,394.92	.00
213	SOCIAL SECURITY	.00	29.82	.00	177.37	-177.37	.00
221	SERS-EMPLOYER'S SHA	.00	359.72	.00	1,978.46	-1,978.46	.00
223	SOCIAL SECURITY	.00	30.48	.00	159.69	-159.69	.00
241	MEDICAL/HOSPITALIZA	.00	873.86	.00	4,912.15	-4,912.15	.00
242	LIFE INSURANCE	.00	3.84	.00	23.20	-23.20	.00
243	DENTAL INSURANCE	.00	58.72	.00	351.28	-351.28	.00
249	CERTIFIED OTHER INS	.00	216.96	.00	1,219.52	-1,219.52	.00
251	MEDICAL/HOSPITALIZA	.00	560.16	.00	6,197.20	-6,197.20	.00
252	LIFE INSURANCE	.00	6.40	.00	35.20	-35.20	.00
253	DENTAL INSURANCE	.00	34.10	.00	442.67	-442.67	.00
259	NONCERTIFIED INS BE	.00	137.78	.00	1,536.67	-1,536.67	.00
TOTAL EMPLOYEE RETIREMNT & IN		.00	2,747.28	.00	19,428.33	-19,428.33	.00
1ST SUBTOTAL-400 PURCHASED SERVICES							
415	MANAGEMENT SERVICES	.00	7,154.27	.00	7,154.27	-7,154.27	.00
419	OTHER PROF. & TECH.	.00	5,475.00	21,900.00	22,495.00	-44,395.00	.00

POWERSCHOOL
DATE: 03/10/2023
TIME: 15:44:12

SHAKER HEIGHTS CITY SCHOOLS
EXPENDITURE STATUS REPORT

PAGE NUMBER: 27
EXPSTA11

SELECTION CRITERIA: ALL
ACCOUNTING PERIOD: 8/23

SORTED BY: FUND/SCC,1ST SUBTOTAL,ACCOUNT
TOIALED ON: FUND/SCC,1ST SUBTOTAL
PAGE BREAKS ON:

FUND/SCC-4019303 ST DOMINIC FY 23
1ST SUBTOTAL-400 ST DOMINIC FY 23

ACCOUNT	- - - - TITLE - - - -	BUDGET	PERIOD EXPENDITURES	ENCUMBRANCES OUTSTANDING	YEAR TO DATE EXP	AVAILABLE BALANCE	YTD/ BUD
TOTAL PURCHASED SERVICES		.00	12,629.27	21,900.00	29,649.27	-51,549.27	.00
1ST SUBTOTAL-500 SUPPLIES AND MATERIALS							
511	CLASSROOM SUPPLIES	.00	.00	.00	4,493.61	-4,493.61	.00
514	HEALTH & HYGIENE SU	.00	.00	.00	631.84	-631.84	.00
516	SOFTWARE MATERIALS	.00	.00	.00	1,768.99	-1,768.99	.00
521	NEW TEXTBOOKS	.00	.00	.00	19,965.38	-19,965.38	.00
542	PERIODICALS	.00	.00	.00	1,364.83	-1,364.83	.00
TOTAL SUPPLIES AND MATERIALS		.00	.00	.00	28,224.65	-28,224.65	.00
TOTAL ST DOMINIC FY 23		.00	20,778.05	21,900.00	107,964.65	-129,864.65	.00
FUND/SCC-4519223 ETECH CONNECTIVITY FY23							
1ST SUBTOTAL-400 PURCHASED SERVICES							
441	TELEPHONE SERVICE	.00	.00	.00	7,200.00	-7,200.00	.00
TOTAL PURCHASED SERVICES		.00	.00	.00	7,200.00	-7,200.00	.00
TOTAL ETECH CONNECTIVITY FY23		.00	.00	.00	7,200.00	-7,200.00	.00
FUND/SCC-4999022 PARENT MENTOR GRANT FY22							
1ST SUBTOTAL-100 PERSONAL SERVICES							
141	REGULAR	.00	.00	.00	4,271.81	-4,271.81	.00
TOTAL PERSONAL SERVICES		.00	.00	.00	4,271.81	-4,271.81	.00
1ST SUBTOTAL-200 EMPLOYEE RETIREMNT & INS.							
213	SOCIAL SECURITY	.00	.00	.00	-9.36	9.36	.00
223	SOCIAL SECURITY	.00	.00	.00	9.36	-9.36	.00
TOTAL EMPLOYEE RETIREMNT & IN		.00	.00	.00	.00	.00	.00
TOTAL PARENT MENTOR GRANT FY2		.00	.00	.00	4,271.81	-4,271.81	.00
FUND/SCC-4999801 DIESEL MITIGATION FY21							
1ST SUBTOTAL-600 CAPITAL OUTLAY							
660	SCHOOL BUSES	50,000.00	.00	50,000.00	.00	.00	100.00
TOTAL CAPITAL OUTLAY		50,000.00	.00	50,000.00	.00	.00	100.00
TOTAL DIESEL MITIGATION FY21		50,000.00	.00	50,000.00	.00	.00	100.00
FUND/SCC-5079002 ESSER II FY23							
1ST SUBTOTAL-100 PERSONAL SERVICES							
112	TEMPORARY	.00	69,693.75	.00	144,479.28	-144,479.28	.00
TOTAL PERSONAL SERVICES		.00	69,693.75	.00	144,479.28	-144,479.28	.00
1ST SUBTOTAL-200 EMPLOYEE RETIREMNT & INS.							
211	STRS-EMPLOYER'S SHA	.00	9,757.13	.00	20,227.11	-20,227.11	.00
213	SOCIAL SECURITY	.00	1,010.60	.00	2,095.00	-2,095.00	.00

POWERSCHOOL
DATE: 03/10/2023
TIME: 15:44:12

SHAKER HEIGHTS CITY SCHOOLS
EXPENDITURE STATUS REPORT

PAGE NUMBER: 28
EXPSTA11

SELECTION CRITERIA: ALL
ACCOUNTING PERIOD: 8/23

SORTED BY: FUND/SCC,1ST SUBTOTAL,ACCOUNT
TOTALED ON: FUND/SCC,1ST SUBTOTAL
PAGE BREAKS ON:

FUND/SCC-5079002 ESSER II FY23
1ST SUBTOTAL-200 ESSER II FY23

ACCOUNT	- - - - TITLE - - - -	BUDGET	PERIOD EXPENDITURES	ENCUMBRANCES OUTSTANDING	YEAR TO DATE EXP	AVAILABLE BALANCE	YTD/ BUD
TOTAL EMPLOYEE RETIREMNT & IN		.00	10,767.73	.00	22,322.11	-22,322.11	.00
TOTAL ESSER II FY23		.00	80,461.48	.00	166,801.39	-166,801.39	.00
FUND/SCC-5079003 ARP ESSER FY23							
1ST SUBTOTAL-100 PERSONAL SERVICES							
111	REGULAR	.00	99,831.09	.00	513,939.04	-513,939.04	.00
112	TEMPORARY	.00	.00	.00	226,884.62	-226,884.62	.00
113	SUPPLEMENTAL	.00	3,942.12	.00	8,701.04	-8,701.04	.00
119	OTHER CERTIFIED SAL	.00	.00	.00	345.80	-345.80	.00
121	SICK LEAVE	.00	7,227.11	.00	18,294.36	-18,294.36	.00
122	PERSONAL LEAVE	.00	921.90	.00	1,825.94	-1,825.94	.00
125	PROFESSIONAL LEAVE	.00	408.66	.00	408.66	-408.66	.00
143	SUPPLEMENTAL	.00	330.97	.00	1,426.58	-1,426.58	.00
TOTAL PERSONAL SERVICES		.00	112,661.85	.00	771,826.04	-771,826.04	.00
1ST SUBTOTAL-200 EMPLOYEE RETIREMNT & INS.							
211	STRS-EMPLOYER'S SHA	.00	15,726.32	.00	107,835.95	-107,835.95	.00
213	SOCIAL SECURITY	.00	1,578.04	.00	10,922.96	-10,922.96	.00
221	SERS-EMPLOYER'S SHA	.00	51.95	.00	223.95	-223.95	.00
223	SOCIAL SECURITY	.00	4.52	.00	19.87	-19.87	.00
241	MEDICAL/HOSPITALIZA	.00	15,323.16	.00	71,740.16	-71,740.16	.00
242	LIFE INSURANCE	.00	96.00	.00	480.00	-480.00	.00
243	DENTAL INSURANCE	.00	1,068.96	.00	5,344.80	-5,344.80	.00
249	CERTIFIED OTHER INS	.00	3,799.28	.00	17,787.08	-17,787.08	.00
TOTAL EMPLOYEE RETIREMNT & IN		.00	37,648.23	.00	214,354.77	-214,354.77	.00
1ST SUBTOTAL-400 PURCHASED SERVICES							
419	OTHER PROF. & TECH.	.00	645.00	23,990.50	71,048.50	-95,039.00	.00
TOTAL PURCHASED SERVICES		.00	645.00	23,990.50	71,048.50	-95,039.00	.00
1ST SUBTOTAL-500 SUPPLIES AND MATERIALS							
511	CLASSROOM SUPPLIES	.00	.00	.00	8,539.56	-8,539.56	.00
519	OTHER GENERAL SUPPL	.00	.00	.00	10,801.15	-10,801.15	.00
525	ELECTRON INSTRUC MA	.00	.00	6,618.61	.00	-6,618.61	.00
TOTAL SUPPLIES AND MATERIALS		.00	.00	6,618.61	19,340.71	-25,959.32	.00
TOTAL ARP ESSER FY23		.00	150,955.08	30,609.11	1,076,570.02	-1,107,179.13	.00
FUND/SCC-5079022 ESSER II							
1ST SUBTOTAL-400 PURCHASED SERVICES							
419	OTHER PROF. & TECH.	37,944.00	.00	.00	37,944.00	.00	100.00
TOTAL PURCHASED SERVICES		37,944.00	.00	.00	37,944.00	.00	100.00
1ST SUBTOTAL-500 SUPPLIES AND MATERIALS							
511	CLASSROOM SUPPLIES	.00	.00	.00	783.92	-783.92	.00

POWERSCHOOL
DATE: 03/10/2023
TIME: 15:44:12

SHAKER HEIGHTS CITY SCHOOLS
EXPENDITURE STATUS REPORT

PAGE NUMBER: 29
EXPSTA11

SELECTION CRITERIA: ALL
ACCOUNTING PERIOD: 8/23

SORTED BY: FUND/SCC,1ST SUBTOTAL,ACCOUNT
TOTALLED ON: FUND/SCC,1ST SUBTOTAL
PAGE BREAKS ON:

FUND/SCC-5079022 ESSER II
1ST SUBTOTAL-500 ESSER II

ACCOUNT	TITLE	BUDGET	PERIOD EXPENDITURES	ENCUMBRANCES OUTSTANDING	YEAR TO DATE EXP	AVAILABLE BALANCE	YTD/ BUD
TOTAL SUPPLIES AND MATERIALS		.00	.00	.00	783.92	-783.92	.00
TOTAL ESSER II		37,944.00	.00	.00	38,727.92	-783.92	102.07
FUND/SCC-5079023 ARP ESSER							
1ST SUBTOTAL-100 PERSONAL SERVICES							
111	REGULAR	.00	.00	.00	235,624.43	-235,624.43	.00
112	TEMPORARY	.00	.00	.00	50,442.00	-50,442.00	.00
119	OTHER CERTIFIED SAL	.00	.00	.00	132,609.06	-132,609.06	.00
121	SICK LEAVE	.00	.00	.00	16,306.04	-16,306.04	.00
122	PERSONAL LEAVE	.00	.00	.00	6,278.75	-6,278.75	.00
125	PROFESSIONAL LEAVE	.00	.00	.00	2,676.65	-2,676.65	.00
149	OTHER NONCERTIFIED	.00	.00	.00	37,726.57	-37,726.57	.00
TOTAL PERSONAL SERVICES		.00	.00	.00	481,663.50	-481,663.50	.00
1ST SUBTOTAL-200 EMPLOYEE RETIREMNT & INS.							
211	STRS-EMPLOYER'S SHA	.00	.00	.00	62,150.95	-62,150.95	.00
213	SOCIAL SECURITY	.00	.00	.00	6,282.87	-6,282.87	.00
221	SERS-EMPLOYER'S SHA	.00	.00	.00	5,717.45	-5,717.45	.00
223	SOCIAL SECURITY	.00	.00	.00	537.74	-537.74	.00
241	MEDICAL/HOSPITALIZA	.00	.00	.00	33,528.96	-33,528.96	.00
242	LIFE INSURANCE	.00	.00	.00	256.00	-256.00	.00
243	DENTAL INSURANCE	.00	.00	.00	2,596.86	-2,596.86	.00
249	CERTIFIED OTHER INS	.00	.00	.00	8,307.88	-8,307.88	.00
TOTAL EMPLOYEE RETIREMNT & IN		.00	.00	.00	119,378.71	-119,378.71	.00
1ST SUBTOTAL-400 PURCHASED SERVICES							
419	OTHER PROF. & TECH.	.00	.00	.00	21,750.00	-21,750.00	.00
TOTAL PURCHASED SERVICES		.00	.00	.00	21,750.00	-21,750.00	.00
1ST SUBTOTAL-500 SUPPLIES AND MATERIALS							
519	OTHER GENERAL SUPPL	87,195.47	.00	.00	54,152.87	33,042.60	62.11
TOTAL SUPPLIES AND MATERIALS		87,195.47	.00	.00	54,152.87	33,042.60	62.11
TOTAL ARP ESSER		87,195.47	.00	.00	676,945.08	-589,749.61	776.35
FUND/SCC-5169216 IDEA B FY22							
1ST SUBTOTAL-100 PERSONAL SERVICES							
111	REGULAR	.00	.00	.00	14,299.82	-14,299.82	.00
121	SICK LEAVE	.00	.00	.00	310.40	-310.40	.00
141	REGULAR	.00	.00	.00	193,267.55	-193,267.55	.00
151	SICK LEAVE	.00	.00	.00	1,610.34	-1,610.34	.00
152	PERSONAL LEAVE	.00	.00	.00	999.68	-999.68	.00
155	PROFESSIONAL LEAVE	.00	.00	.00	155.20	-155.20	.00
TOTAL PERSONAL SERVICES		.00	.00	.00	210,642.99	-210,642.99	.00

POWERSCHOOL
DATE: 03/10/2023
TIME: 15:44:12

SHAKER HEIGHTS CITY SCHOOLS
EXPENDITURE STATUS REPORT

PAGE NUMBER: 30
EXPSTA11

SELECTION CRITERIA: ALL
ACCOUNTING PERIOD: 8/23

SORTED BY: FUND/SCC,1ST SUBTOTAL,ACCOUNT
TOTALLED ON: FUND/SCC,1ST SUBTOTAL
PAGE BREAKS ON:

FUND/SCC-5169216 IDEA B FY22
1ST SUBTOTAL-200 IDEA B FY22

ACCOUNT	TITLE	BUDGET	PERIOD EXPENDITURES	ENCUMBRANCES OUTSTANDING	YEAR TO DATE EXP	AVAILABLE BALANCE	YTD/ BUD
1ST SUBTOTAL-200	EMPLOYEE RETIREMNT & INS.						
211	STRS-EMPLOYER'S SHA	.00	.00	.00	2,544.95	-2,544.95	.00
213	SOCIAL SECURITY	.00	.00	.00	308.56	-308.56	.00
221	SERS-EMPLOYER'S SHA	.00	.00	.00	30,845.67	-30,845.67	.00
223	SOCIAL SECURITY	.00	.00	.00	2,594.58	-2,594.58	.00
241	MEDICAL/HOSPITALIZA	.00	.00	.00	3,310.10	-3,310.10	.00
242	LIFE INSURANCE	.00	.00	.00	16.00	-16.00	.00
243	DENTAL INSURANCE	.00	.00	.00	241.95	-241.95	.00
249	CERTIFIED OTHER INS	.00	.00	.00	821.80	-821.80	.00
251	MEDICAL/HOSPITALIZA	.00	.00	.00	71,222.15	-71,222.15	.00
252	LIFE INSURANCE	.00	.00	.00	528.00	-528.00	.00
253	DENTAL INSURANCE	.00	.00	.00	5,512.85	-5,512.85	.00
259	NONCERTIFIED INS BE	.00	.00	.00	17,165.25	-17,165.25	.00
	TOTAL EMPLOYEE RETIREMNT & IN	.00	.00	.00	135,111.86	-135,111.86	.00
1ST SUBTOTAL-400	PURCHASED SERVICES						
419	OTHER PROF. & TECH.	350.00	.00	.00	350.00	.00	100.00
	TOTAL PURCHASED SERVICES	350.00	.00	.00	350.00	.00	100.00
	TOTAL IDEA B FY22	350.00	.00	.00	346,104.85	-345,754.85	98887.10
FUND/SCC-5169316	IDEA B FY23						
1ST SUBTOTAL-100	PERSONAL SERVICES						
111	REGULAR	.00	8,270.62	.00	44,952.90	-44,952.90	.00
113	SUPPLEMENTAL	.00	.00	.00	1,729.83	-1,729.83	.00
121	SICK LEAVE	.00	873.44	.00	4,794.81	-4,794.81	.00
122	PERSONAL LEAVE	.00	.00	.00	582.30	-582.30	.00
141	REGULAR	.00	59,705.20	.00	310,397.56	-310,397.56	.00
144	OVERTIME	.00	.00	.00	54.54	-54.54	.00
151	SICK LEAVE	.00	3,965.48	.00	26,377.18	-26,377.18	.00
152	PERSONAL LEAVE	.00	718.24	.00	4,368.88	-4,368.88	.00
155	PROFESSIONAL LEAVE	.00	.00	.00	988.64	-988.64	.00
157	JURY DUTY	.00	.00	.00	336.64	-336.64	.00
	TOTAL PERSONAL SERVICES	.00	73,532.98	.00	394,583.28	-394,583.28	.00
1ST SUBTOTAL-200	EMPLOYEE RETIREMNT & INS.						
211	STRS-EMPLOYER'S SHA	.00	1,258.88	.00	7,129.01	-7,129.01	.00
213	SOCIAL SECURITY	.00	126.24	.00	717.59	-717.59	.00
221	SERS-EMPLOYER'S SHA	.00	10,109.05	.00	53,947.52	-53,947.52	.00
223	SOCIAL SECURITY	.00	869.17	.00	4,670.44	-4,670.44	.00
241	MEDICAL/HOSPITALIZA	.00	1,456.44	.00	7,480.82	-7,480.82	.00
242	LIFE INSURANCE	.00	6.40	.00	35.20	-35.20	.00
243	DENTAL INSURANCE	.00	96.78	.00	532.29	-532.29	.00
249	CERTIFIED OTHER INS	.00	361.60	.00	1,857.28	-1,857.28	.00
251	MEDICAL/HOSPITALIZA	.00	23,072.46	.00	113,150.93	-113,150.93	.00
252	LIFE INSURANCE	.00	171.52	.00	873.60	-873.60	.00

POWERSCHOOL
DATE: 03/10/2023
TIME: 15:44:12

SHAKER HEIGHTS CITY SCHOOLS
EXPENDITURE STATUS REPORT

PAGE NUMBER: 31
EXPSTA11

SELECTION CRITERIA: ALL
ACCOUNTING PERIOD: 8/23

SORTED BY: FUND/SCC,1ST SUBTOTAL,ACCOUNT
TOALED ON: FUND/SCC,1ST SUBTOTAL
PAGE BREAKS ON:

FUND/SCC-5169316 IDEA B FY23
1ST SUBTOTAL-200 IDEA B FY23

ACCOUNT	- - - - TITLE - - - -	BUDGET	PERIOD EXPENDITURES	ENCUMBRANCES OUTSTANDING	YEAR TO DATE EXP	AVAILABLE BALANCE	YTD/ BUD
253	DENTAL INSURANCE	.00	1,413.26	.00	7,577.17	-7,577.17	.00
259	NONCERTIFIED INS BE	.00	5,719.34	.00	27,216.69	-27,216.69	.00
	TOTAL EMPLOYEE RETIREMNT & IN	.00	44,661.14	.00	225,188.54	-225,188.54	.00
1ST SUBTOTAL-400 PURCHASED SERVICES							
419	OTHER PROF. & TECH.	.00	1,062.50	1,631.25	8,368.75	-10,000.00	.00
	TOTAL PURCHASED SERVICES	.00	1,062.50	1,631.25	8,368.75	-10,000.00	.00
	TOTAL IDEA B FY23	.00	119,256.62	1,631.25	628,140.57	-629,771.82	.00
FUND/SCC-5519251 TITLE III LEP FY22							
1ST SUBTOTAL-100 PERSONAL SERVICES							
111	REGULAR	.00	.00	.00	2,028.06	-2,028.06	.00
121	SICK LEAVE	.00	.00	.00	456.19	-456.19	.00
	TOTAL PERSONAL SERVICES	.00	.00	.00	2,484.25	-2,484.25	.00
	TOTAL TITLE III LEP FY22	.00	.00	.00	2,484.25	-2,484.25	.00
FUND/SCC-5519351 TITLE III LEP FY23							
1ST SUBTOTAL-100 PERSONAL SERVICES							
111	REGULAR	.00	118.55	.00	1,435.71	-1,435.71	.00
121	SICK LEAVE	.00	731.59	.00	2,194.76	-2,194.76	.00
122	PERSONAL LEAVE	.00	.00	.00	487.73	-487.73	.00
125	PROFESSIONAL LEAVE	.00	.00	.00	487.73	-487.73	.00
	TOTAL PERSONAL SERVICES	.00	850.14	.00	4,605.93	-4,605.93	.00
	TOTAL TITLE III LEP FY23	.00	850.14	.00	4,605.93	-4,605.93	.00
FUND/SCC-5729272 TITLE I FY22							
1ST SUBTOTAL-100 PERSONAL SERVICES							
111	REGULAR	.00	.00	.00	26,825.37	-26,825.37	.00
121	SICK LEAVE	.00	.00	.00	678.50	-678.50	.00
122	PERSONAL LEAVE	.00	.00	.00	2,252.02	-2,252.02	.00
141	REGULAR	.00	.00	.00	6,692.52	-6,692.52	.00
	TOTAL PERSONAL SERVICES	.00	.00	.00	36,448.41	-36,448.41	.00
1ST SUBTOTAL-200 EMPLOYEE RETIREMNT & INS.							
213	SOCIAL SECURITY	.00	.00	.00	-92.04	92.04	.00
223	SOCIAL SECURITY	.00	.00	.00	92.04	-92.04	.00
	TOTAL EMPLOYEE RETIREMNT & IN	.00	.00	.00	.00	.00	.00
	TOTAL TITLE I FY22	.00	.00	.00	36,448.41	-36,448.41	.00
FUND/SCC-5729322 EOEC FY 22							
1ST SUBTOTAL-100 PERSONAL SERVICES							
111	REGULAR	.00	.00	.00	4,200.76	-4,200.76	.00

POWERSCHOOL
DATE: 03/10/2023
TIME: 15:44:12

SHAKER HEIGHTS CITY SCHOOLS
EXPENDITURE STATUS REPORT

PAGE NUMBER: 32
EXPSTA11

SELECTION CRITERIA: ALL
ACCOUNTING PERIOD: 8/23

SORTED BY: FUND/SCC,1ST SUBTOTAL,ACCOUNT
TOALED ON: FUND/SCC,1ST SUBTOTAL
PAGE BREAKS ON:

FUND/SCC-5729322 EOEC FY 22
1ST SUBTOTAL-100 EOEC FY 22

ACCOUNT	- - - - TITLE - - - -	BUDGET	PERIOD EXPENDITURES	ENCUMBRANCES OUTSTANDING	YEAR TO DATE EXP	AVAILABLE BALANCE	YTD/ BUD
122	PERSONAL LEAVE	.00	.00	.00	386.89	-386.89	.00
	TOTAL PERSONAL SERVICES	.00	.00	.00	4,587.65	-4,587.65	.00
1ST SUBTOTAL-200 EMPLOYEE RETIREMNT & INS.							
211	STRS-EMPLOYER'S SHA	.00	.00	.00	642.30	-642.30	.00
213	SOCIAL SECURITY	.00	.00	.00	65.45	-65.45	.00
241	MEDICAL/HOSPITALIZA	.00	.00	.00	377.60	-377.60	.00
242	LIFE INSURANCE	.00	.00	.00	4.80	-4.80	.00
243	DENTAL INSURANCE	.00	.00	.00	25.30	-25.30	.00
249	CERTIFIED OTHER INS	.00	.00	.00	92.85	-92.85	.00
	TOTAL EMPLOYEE RETIREMNT & IN	.00	.00	.00	1,208.30	-1,208.30	.00
	TOTAL EOEC FY 22	.00	.00	.00	5,795.95	-5,795.95	.00
FUND/SCC-5729372 TITLE I FY23							
1ST SUBTOTAL-100 PERSONAL SERVICES							
111	REGULAR	.00	82,217.29	.00	441,872.41	-441,872.41	.00
121	SICK LEAVE	.00	3,563.12	.00	27,764.60	-27,764.60	.00
122	PERSONAL LEAVE	.00	.00	.00	5,002.00	-5,002.00	.00
125	PROFESSIONAL LEAVE	.00	2,082.70	.00	5,688.22	-5,688.22	.00
141	REGULAR	.00	3,512.82	.00	19,320.51	-19,320.51	.00
	TOTAL PERSONAL SERVICES	.00	91,375.93	.00	499,647.74	-499,647.74	.00
1ST SUBTOTAL-200 EMPLOYEE RETIREMNT & INS.							
211	STRS-EMPLOYER'S SHA	.00	12,300.81	.00	67,199.07	-67,199.07	.00
213	SOCIAL SECURITY	.00	1,221.44	.00	6,696.18	-6,696.18	.00
221	SERS-EMPLOYER'S SHA	.00	551.51	.00	3,016.55	-3,016.55	.00
223	SOCIAL SECURITY	.00	49.60	.00	271.29	-271.29	.00
241	MEDICAL/HOSPITALIZA	.00	16,574.64	.00	85,133.48	-85,133.48	.00
242	LIFE INSURANCE	.00	83.30	.00	458.15	-458.15	.00
243	DENTAL INSURANCE	.00	1,098.30	.00	6,040.65	-6,040.65	.00
249	CERTIFIED OTHER INS	.00	4,113.82	.00	19,814.81	-19,814.81	.00
251	MEDICAL/HOSPITALIZA	.00	553.80	.00	2,844.46	-2,844.46	.00
252	LIFE INSURANCE	.00	6.40	.00	35.20	-35.20	.00
253	DENTAL INSURANCE	.00	33.72	.00	185.46	-185.46	.00
259	NONCERTIFIED INS BE	.00	136.22	.00	699.61	-699.61	.00
	TOTAL EMPLOYEE RETIREMNT & IN	.00	36,723.56	.00	192,394.91	-192,394.91	.00
	TOTAL TITLE I FY23	.00	128,099.49	.00	692,042.65	-692,042.65	.00
FUND/SCC-5849022 TITLE IV FY22							
1ST SUBTOTAL-600 CAPITAL OUTLAY							
644	TECHNICAL EQUIPMENT	.00	.00	.00	-6,743.18	6,743.18	.00
	TOTAL CAPITAL OUTLAY	.00	.00	.00	-6,743.18	6,743.18	.00
	TOTAL TITLE IV FY22	.00	.00	.00	-6,743.18	6,743.18	.00

POWERSCHOOL
DATE: 03/10/2023
TIME: 15:44:12

SHAKER HEIGHTS CITY SCHOOLS
EXPENDITURE STATUS REPORT

PAGE NUMBER: 33
EXPSTA11

SELECTION CRITERIA: ALL
ACCOUNTING PERIOD: 8/23

SORTED BY: FUND/SCC,1ST SUBTOTAL,ACCOUNT
TOTALLED ON: FUND/SCC,1ST SUBTOTAL
PAGE BREAKS ON:

FUND/SCC-5849022 TITLE IV FY22
1ST SUBTOTAL-600 TITLE IV FY22

ACCOUNT	- - - - TITLE - - - -	BUDGET	PERIOD EXPENDITURES	ENCUMBRANCES OUTSTANDING	YEAR TO DATE EXP	AVAILABLE BALANCE	YTD/ BUD
FUND/SCC-5849023 TITLE IV FY23							
1ST SUBTOTAL-400 PURCHASED SERVICES							
419	OTHER PROF. & TECH.	.00	597.50	.00	11,412.50	-11,412.50	.00
	TOTAL PURCHASED SERVICES	.00	597.50	.00	11,412.50	-11,412.50	.00
	TOTAL TITLE IV FY23	.00	597.50	.00	11,412.50	-11,412.50	.00
FUND/SCC-5879287 PRE-K SPEC ED GRANT FY22							
1ST SUBTOTAL-100 PERSONAL SERVICES							
141	REGULAR	.00	.00	.00	2,367.35	-2,367.35	.00
	TOTAL PERSONAL SERVICES	.00	.00	.00	2,367.35	-2,367.35	.00
1ST SUBTOTAL-200 EMPLOYEE RETIREMNT & INS.							
213	SOCIAL SECURITY	.00	.00	.00	-12.51	12.51	.00
223	SOCIAL SECURITY	.00	.00	.00	12.51	-12.51	.00
	TOTAL EMPLOYEE RETIREMNT & IN	.00	.00	.00	.00	.00	.00
	TOTAL PRE-K SPEC ED GRANT FY2	.00	.00	.00	2,367.35	-2,367.35	.00
FUND/SCC-5879387 PRE-K SPEC ED GRANT FY23							
1ST SUBTOTAL-100 PERSONAL SERVICES							
141	REGULAR	.00	687.16	.00	3,946.98	-3,946.98	.00
144	OVERTIME	.00	.00	.00	16.76	-16.76	.00
151	SICK LEAVE	.00	335.20	.00	1,592.20	-1,592.20	.00
155	PROFESSIONAL LEAVE	.00	.00	.00	83.80	-83.80	.00
	TOTAL PERSONAL SERVICES	.00	1,022.36	.00	5,639.74	-5,639.74	.00
1ST SUBTOTAL-200 EMPLOYEE RETIREMNT & INS.							
221	SERS-EMPLOYER'S SHA	.00	160.52	.00	885.49	-885.49	.00
223	SOCIAL SECURITY	.00	13.46	.00	74.76	-74.76	.00
251	MEDICAL/HOSPITALIZA	.00	589.28	.00	3,026.72	-3,026.72	.00
252	LIFE INSURANCE	.00	2.56	.00	14.08	-14.08	.00
253	DENTAL INSURANCE	.00	39.16	.00	215.38	-215.38	.00
259	NONCERTIFIED INS BE	.00	146.30	.00	751.45	-751.45	.00
	TOTAL EMPLOYEE RETIREMNT & IN	.00	951.28	.00	4,967.88	-4,967.88	.00
	TOTAL PRE-K SPEC ED GRANT FY2	.00	1,973.64	.00	10,607.62	-10,607.62	.00
FUND/SCC-5909290 TITLE II FY22							
1ST SUBTOTAL-100 PERSONAL SERVICES							
111	REGULAR	.00	.00	.00	29,141.32	-29,141.32	.00
121	SICK LEAVE	.00	.00	.00	3,326.27	-3,326.27	.00
122	PERSONAL LEAVE	.00	.00	.00	704.50	-704.50	.00
	TOTAL PERSONAL SERVICES	.00	.00	.00	33,172.09	-33,172.09	.00

POWERSCHOOL
DATE: 03/10/2023
TIME: 15:44:12

SHAKER HEIGHTS CITY SCHOOLS
EXPENDITURE STATUS REPORT

PAGE NUMBER: 34
EXPSTA11

SELECTION CRITERIA: ALL
ACCOUNTING PERIOD: 8/23

SORTED BY: FUND/SCC,1ST SUBTOTAL,ACCOUNT
TOTALLED ON: FUND/SCC,1ST SUBTOTAL
PAGE BREAKS ON:

FUND/SCC-5909290 TITLE II FY22
1ST SUBTOTAL-400 TITLE II FY22

ACCOUNT	- - - - TITLE - - - -	BUDGET	PERIOD EXPENDITURES	ENCUMBRANCES OUTSTANDING	YEAR TO DATE EXP	AVAILABLE BALANCE	YTD/ BUD
1ST SUBTOTAL-400 PURCHASED SERVICES							
432	CERTIFIED MEETING E	1,197.00	.00	.00	1,006.02	190.98	84.05
	TOTAL PURCHASED SERVICES	1,197.00	.00	.00	1,006.02	190.98	84.05
	TOTAL TITLE II FY22	1,197.00	.00	.00	34,178.11	-32,981.11	2855.31
FUND/SCC-5909390 TITLE II FY23							
1ST SUBTOTAL-100 PERSONAL SERVICES							
111	REGULAR	.00	12,136.92	.00	59,993.19	-59,993.19	.00
121	SICK LEAVE	.00	1,784.32	.00	9,033.13	-9,033.13	.00
122	PERSONAL LEAVE	.00	.00	.00	892.16	-892.16	.00
125	PROFESSIONAL LEAVE	.00	.00	.00	2,230.40	-2,230.40	.00
	TOTAL PERSONAL SERVICES	.00	13,921.24	.00	72,148.88	-72,148.88	.00
1ST SUBTOTAL-200 EMPLOYEE RETIREMNT & INS.							
211	STRS-EMPLOYER'S SHA	.00	1,948.96	.00	10,100.83	-10,100.83	.00
213	SOCIAL SECURITY	.00	189.30	.00	961.90	-961.90	.00
241	MEDICAL/HOSPITALIZA	.00	2,010.24	.00	9,663.26	-9,663.26	.00
242	LIFE INSURANCE	.00	12.80	.00	67.20	-67.20	.00
243	DENTAL INSURANCE	.00	130.50	.00	669.36	-669.36	.00
249	CERTIFIED OTHER INS	.00	497.82	.00	2,392.53	-2,392.53	.00
	TOTAL EMPLOYEE RETIREMNT & IN	.00	4,789.62	.00	23,855.08	-23,855.08	.00
1ST SUBTOTAL-400 PURCHASED SERVICES							
432	CERTIFIED MEETING E	.00	.00	359.00	2,000.00	-2,359.00	.00
	TOTAL PURCHASED SERVICES	.00	.00	359.00	2,000.00	-2,359.00	.00
	TOTAL TITLE II FY23	.00	18,710.86	359.00	98,003.96	-98,362.96	.00
TOTAL REPORT		108,905,959.22	10,804,899.21	14,330,116.75	88,988,931.12	5,586,911.35	94.87

9. SUMMARY CHECK REGISTER – ALL CHECKS

POWERSCHOOL
DATE: 03/10/2023
TIME: 15:43:01

SHAKER HEIGHTS CITY SCHOOLS
CHECK REGISTER INCLUDING SYSTEM VOIDS

PAGE NUMBER: 1
ACCTPA21
ACCOUNTING PERIOD: 8/23

SELECTION CRITERIA: chkstat.rundate between '20230201' and '20230228'

DISTRIBUTION FUND: 0010000

CHECK NUMBER	ISSUE DATE	VENDOR	STATUS	TOTAL	DESCRIPTION
* 168924	02/09/2023	MAPLEWOOD RUNNING ROCKETS	V	-180.00	VOID MANUAL CHECK
169063	02/09/2023	ACADEMY MUSIC	R	855.80	ACCOUNTS PAYABLE CHECK
169064	02/09/2023	ADLER TEAM SPORTS	R	37.50	ACCOUNTS PAYABLE CHECK
169065	02/09/2023	AKE LABORATORY INC.	R	446.33	ACCOUNTS PAYABLE CHECK
169066	02/09/2023	AMAZON.COM	R	2364.49	ACCOUNTS PAYABLE CHECK
169067	02/09/2023	BAILEY COMMUNICATIONS INC	R	1237.63	ACCOUNTS PAYABLE CHECK
169068	02/09/2023	BASS SECURITY SERVICE INC.	R	105.00	ACCOUNTS PAYABLE CHECK
169069	02/09/2023	BLUUM OF MINNESOTA LLC	R	2445.00	ACCOUNTS PAYABLE CHECK
169070	02/09/2023	BRINDZA MCINTYRE & SEED LLP	R	5507.50	ACCOUNTS PAYABLE CHECK
169071	02/09/2023	CABLE COMMUNICATIONS INC	R	17216.34	ACCOUNTS PAYABLE CHECK
169072	02/09/2023	CDW	R	4380.84	ACCOUNTS PAYABLE CHECK
169073	02/09/2023	RODERICK CHAPMAN	R	6750.00	ACCOUNTS PAYABLE CHECK
169074	02/09/2023	CINTAS	R	1446.15	ACCOUNTS PAYABLE CHECK
169075	02/09/2023	CITY OF CLEVELAND HEIGHTS	R	1720.00	ACCOUNTS PAYABLE CHECK
169076	02/09/2023	CONTINENTAL FIRE & SECURITY	R	370.00	ACCOUNTS PAYABLE CHECK
169077	02/09/2023	COPY KING	R	18166.53	ACCOUNTS PAYABLE CHECK
169078	02/09/2023	NICHOLS PAPER & SUPPLY CO.	R	3370.49	ACCOUNTS PAYABLE CHECK
169079	02/09/2023	ACCO BRANDS USA LLC	R	200.24	ACCOUNTS PAYABLE CHECK
169080	02/09/2023	KK ALLIANCE CORPORATION	R	110.00	ACCOUNTS PAYABLE CHECK
169081	02/09/2023	DEX IMAGING LLC	R	107.00	ACCOUNTS PAYABLE CHECK
169082	02/09/2023	EDUCATIONAL SERVICE CENTER OF NE OH	R	31342.59	ACCOUNTS PAYABLE CHECK
169083	02/09/2023	EVERDRIVEN TECHNOLOGIES, LLC	R	2865.00	ACCOUNTS PAYABLE CHECK
169084	02/09/2023	EVERSTREAM HOLDING CO. LLC	R	3530.66	ACCOUNTS PAYABLE CHECK
169085	02/09/2023	FOLLETT HIGHER EDUCATION GROUP LLC	R	288.50	ACCOUNTS PAYABLE CHECK
169086	02/09/2023	FOLLETT LIBRARY RESOURCES	R	1244.03	ACCOUNTS PAYABLE CHECK
169087	02/09/2023	SHARON GALIN	R	1614.74	ACCOUNTS PAYABLE CHECK
169088	02/09/2023	GARDINER SERVICE COMPANY	R	16390.00	ACCOUNTS PAYABLE CHECK
169089	02/09/2023	GUARDIAN ALARM CO.	R	957.76	ACCOUNTS PAYABLE CHECK
169090	02/09/2023	HEPNER AIR FILTER SERVICE INC	R	753.62	ACCOUNTS PAYABLE CHECK
169091	02/09/2023	H-I TRANSLATING & INTERPRETING	R	335.90	ACCOUNTS PAYABLE CHECK
169092	02/09/2023	HOME DEPOT PRO INSTITUTIONAL	R	43.32	ACCOUNTS PAYABLE CHECK
169093	02/09/2023	INTEGRATED PREC SYS ENTERPRISE INC	R	69243.62	ACCOUNTS PAYABLE CHECK
169094	02/09/2023	JOHNSTONE SUPPLY	R	1924.50	ACCOUNTS PAYABLE CHECK
169095	02/09/2023	JOSTENS INC.	R	30.75	ACCOUNTS PAYABLE CHECK
169096	02/09/2023	K12 SCHOOL CONSULTANTS LLC	R	156.00	ACCOUNTS PAYABLE CHECK
169097	02/09/2023	KEELER & ASSOCIATES	R	840.00	ACCOUNTS PAYABLE CHECK
169098	02/09/2023	KKSG & ASSOCIATES INC	R	3800.00	ACCOUNTS PAYABLE CHECK
169099	02/09/2023	LOWE'S COMPANIES INC	R	567.15	ACCOUNTS PAYABLE CHECK
169100	02/09/2023	MOMENTUM TELECOM INC	R	1190.46	ACCOUNTS PAYABLE CHECK
169101	02/09/2023	NORTH COAST TWO WAY RADIO INC.	R	9450.00	ACCOUNTS PAYABLE CHECK
169102	02/09/2023	NORTHCOAST CDL TESTING CENTER LLC	R	115.00	ACCOUNTS PAYABLE CHECK
169103	02/09/2023	NORTHCOAST SCHOOL SUPPLY	R	468.50	ACCOUNTS PAYABLE CHECK
169104	02/09/2023	OHIO SCHOOL BOARDS ASSOCIATION	R	1515.63	ACCOUNTS PAYABLE CHECK
169105	02/09/2023	PRO ONCALL TECHNOLOGIES LLC	R	79.95	ACCOUNTS PAYABLE CHECK
169106	02/09/2023	RACHEL WIXEY & ASSOCIATES	R	3736.56	ACCOUNTS PAYABLE CHECK
169107	02/09/2023	RAW TALENT SPORTS LLC	R	1075.00	ACCOUNTS PAYABLE CHECK
169108	02/09/2023	ROSEN PUBLISHING GROUP	R	493.57	ACCOUNTS PAYABLE CHECK
169109	02/09/2023	RUBE ADLER SPORTS	R	2765.00	ACCOUNTS PAYABLE CHECK
169110	02/09/2023	SOUNDCOM SYSTEMS	R	6406.05	ACCOUNTS PAYABLE CHECK
169111	02/09/2023	SPARKLE WASH OF CUYAHOGA COUNTY	R	324.00	ACCOUNTS PAYABLE CHECK
169112	02/09/2023	SQUIRE PATTON BOGGS LLP	R	1898.95	ACCOUNTS PAYABLE CHECK
169113	02/09/2023	SYNOVIA SOLUTIONS	R	58.00	ACCOUNTS PAYABLE CHECK

POWERSCHOOL
DATE: 03/10/2023
TIME: 15:43:01

SHAKER HEIGHTS CITY SCHOOLS
CHECK REGISTER INCLUDING SYSTEM VOIDS

PAGE NUMBER: 2
ACCTPA21
ACCOUNTING PERIOD: 8/23

SELECTION CRITERIA: chkstat.rundate between '20230201' and '20230228'

169114	02/09/2023	SYSTEM SURVEYOR INC	R	5750.00	ACCOUNTS PAYABLE CHECK
169115	02/09/2023	T-MOBILE USA INC.	R	645.00	ACCOUNTS PAYABLE CHECK
169116	02/09/2023	TURFSCAPE INC	R	9844.71	ACCOUNTS PAYABLE CHECK
169117	02/09/2023	UNITED RENTALS INC. NORTH AMERICA	R	8022.06	ACCOUNTS PAYABLE CHECK
169118	02/09/2023	UNIVERSITY TEES	R	4426.50	ACCOUNTS PAYABLE CHECK
169119	02/09/2023	WAKE UP CALL MEDIA	R	500.00	ACCOUNTS PAYABLE CHECK
169120	02/09/2023	WALTER HAVERFIELD LLP	R	652.00	ACCOUNTS PAYABLE CHECK
169121	02/10/2023	EDDIE J. HARRIS	R	510.00	ACCOUNTS PAYABLE CHECK
169122	02/10/2023	ILLUMINATING CO.	R	32800.67	ACCOUNTS PAYABLE CHECK
169123	02/10/2023	ANDRIY MAGURA	R	2694.98	ACCOUNTS PAYABLE CHECK
169124	02/10/2023	MCKEON EDUCATION GROUP	R	5475.00	ACCOUNTS PAYABLE CHECK
169125	02/10/2023	MOBILE ED PRODUCTIONS	R	597.50	ACCOUNTS PAYABLE CHECK
169126	02/10/2023	A+ SOLUTIONS	R	500.00	ACCOUNTS PAYABLE CHECK
169127	02/10/2023	EQUITABLE FINANCIAL	R	21216.06	ACCOUNTS PAYABLE CHECK
169128	02/14/2023	SOLOH HIGH SCHOOL	R	120.00	ACCOUNTS PAYABLE CHECK
169129	02/15/2023	ANAYA FARRELL	R	100.00	ACCOUNTS PAYABLE CHECK
169130	02/15/2023	DEB KLECHA	R	380.00	ACCOUNTS PAYABLE CHECK
169131	02/15/2023	ILLUMINATING CO.	R	2940.10	ACCOUNTS PAYABLE CHECK
169132	02/15/2023	SHERRY KIM	R	100.00	ACCOUNTS PAYABLE CHECK
169133	02/15/2023	STEPHANIE CHAMBERS	R	60.00	ACCOUNTS PAYABLE CHECK
169134	02/15/2023	NICCOLE YOUNG	R	2366.54	ACCOUNTS PAYABLE CHECK
169135	02/16/2023	STEVEN ADAMS	R	500.00	ACCOUNTS PAYABLE CHECK
* 169136	02/17/2023	ERIC BENSON	V	-1000.00	VOID MANUAL CHECK
169136	02/16/2023	ERIC BENSON PHOTOGRAPHY	R	1000.00	ACCOUNTS PAYABLE CHECK
169137	02/17/2023	ERIC BENSON	R	1000.00	ACCOUNTS PAYABLE CHECK
169138	02/21/2023	ACADEMY MUSIC	R	50.00	ACCOUNTS PAYABLE CHECK
169139	02/21/2023	GARY ADAMS	R	1500.00	ACCOUNTS PAYABLE CHECK
169140	02/21/2023	APPLE BOOKS LLC	R	270.10	ACCOUNTS PAYABLE CHECK
169141	02/21/2023	AVI FOODSYSTEMS INC	R	199344.74	ACCOUNTS PAYABLE CHECK
169142	02/21/2023	BARONS BUS LINES	R	800.00	ACCOUNTS PAYABLE CHECK
169143	02/21/2023	BASS SECURITY SERVICE INC.	R	172.50	ACCOUNTS PAYABLE CHECK
169144	02/21/2023	BILL HONSAKER	R	70.00	ACCOUNTS PAYABLE CHECK
169145	02/21/2023	BRIGHT WHITE PAPER CO.	R	1083.92	ACCOUNTS PAYABLE CHECK
169146	02/21/2023	BUCKEYE POWER SALES CO INC	R	454.50	ACCOUNTS PAYABLE CHECK
169147	02/21/2023	BURGER'S ACE HARDWARE	R	147.09	ACCOUNTS PAYABLE CHECK
169148	02/21/2023	CABLE COMMUNICATIONS INC	R	3035.27	ACCOUNTS PAYABLE CHECK
169149	02/21/2023	CAPP INDUSTRIES	R	1774.34	ACCOUNTS PAYABLE CHECK
169150	02/21/2023	CCT FINANCIAL / US BANK	R	245.00	ACCOUNTS PAYABLE CHECK
169151	02/21/2023	CDW	R	29760.00	ACCOUNTS PAYABLE CHECK
169152	02/21/2023	RODERICK CHAPMAN	R	12500.00	ACCOUNTS PAYABLE CHECK
169153	02/21/2023	CINTAS	R	257.90	ACCOUNTS PAYABLE CHECK
169154	02/21/2023	CLEVELAND ROWING FOUNDATION	R	652.00	ACCOUNTS PAYABLE CHECK
169155	02/21/2023	CLEVELAND STATE UNIVERSITY	R	1350.00	ACCOUNTS PAYABLE CHECK
169156	02/21/2023	NICHOLS PAPER & SUPPLY CO.	R	8849.72	ACCOUNTS PAYABLE CHECK
169157	02/21/2023	ACCO BRANDS USA LLC	R	200.24	ACCOUNTS PAYABLE CHECK
169158	02/21/2023	DEX IMAGING LLC	R	9.00	ACCOUNTS PAYABLE CHECK
169159	02/21/2023	DICK BLICK ART MATERIALS	R	922.72	ACCOUNTS PAYABLE CHECK
169160	02/21/2023	EASE AT WORK	R	4230.00	ACCOUNTS PAYABLE CHECK
169161	02/21/2023	ECONOMICS CENTER FOR EDU & RESEARCH	R	80.00	ACCOUNTS PAYABLE CHECK
169162	02/21/2023	EDUCATIONAL SERVICE CENTER OF NE OH	R	11695.00	ACCOUNTS PAYABLE CHECK
169163	02/21/2023	ERIC M BENSON	R	1280.00	ACCOUNTS PAYABLE CHECK
169164	02/21/2023	EXTRA DUTY SOLUTIONS	R	13187.35	ACCOUNTS PAYABLE CHECK
169165	02/21/2023	FAMILY SPORTS LETTERING	R	63.93	ACCOUNTS PAYABLE CHECK
169166	02/21/2023	FASTENAL	R	274.23	ACCOUNTS PAYABLE CHECK
169167	02/21/2023	FASTSIGNS LYNTHURST	R	54.56	ACCOUNTS PAYABLE CHECK
169168	02/21/2023	FOLLETT LIBRARY RESOURCES	R	1475.96	ACCOUNTS PAYABLE CHECK

POWERSCHOOL
DATE: 03/10/2023
TIME: 15:43:01

SHAKER HEIGHTS CITY SCHOOLS
CHECK REGISTER INCLUDING SYSTEM VOIDS

PAGE NUMBER: 3
ACCTPA21
ACCOUNTING PERIOD: 8/23

SELECTION CRITERIA: chkstat.rundate between '20230201' and '20230228'

169169	02/21/2023	FORTE PRODUCTIONS	R	16037.00	ACCOUNTS PAYABLE CHECK
169170	02/21/2023	GUS CHAN	R	979.75	ACCOUNTS PAYABLE CHECK
169171	02/21/2023	HIGH SCHOOL AD NETWORK LLC	R	92.00	ACCOUNTS PAYABLE CHECK
169172	02/21/2023	HOGAN TRANSPORTATION	R	8645.00	ACCOUNTS PAYABLE CHECK
169173	02/21/2023	HOME DEPOT PRO INSTITUTIONAL	R	7.22	ACCOUNTS PAYABLE CHECK
169174	02/21/2023	I B SOURCE	R	780.00	ACCOUNTS PAYABLE CHECK
169175	02/21/2023	IMPRESSIONS-A PRINT SHOP	R	80.00	ACCOUNTS PAYABLE CHECK
169176	02/21/2023	INCIDENT IQ, LLC	R	3150.00	ACCOUNTS PAYABLE CHECK
169177	02/21/2023	INDEPENDENCE BUSINESS SUPPLY	R	1421.01	ACCOUNTS PAYABLE CHECK
169178	02/21/2023	INTEGRATED PREC SYS ENTERPRISE INC	R	29222.18	ACCOUNTS PAYABLE CHECK
169179	02/21/2023	J.C. SHERMAN	R	800.00	ACCOUNTS PAYABLE CHECK
169180	02/21/2023	J.J. KELLER &ASSOCIATES	R	3141.50	ACCOUNTS PAYABLE CHECK
169181	02/21/2023	J.W. PEPPER & SON INC.	R	5.00	ACCOUNTS PAYABLE CHECK
169182	02/21/2023	JC EHRLICH	R	226.80	ACCOUNTS PAYABLE CHECK
169183	02/21/2023	JOSTENS INC.	R	50.75	ACCOUNTS PAYABLE CHECK
169184	02/21/2023	KIDSLINK SCHOOL LLC	R	7166.67	ACCOUNTS PAYABLE CHECK
169185	02/21/2023	KKSG & ASSOCIATES INC	R	3800.00	ACCOUNTS PAYABLE CHECK
169186	02/21/2023	LEARNING WITHOUT TEARS	R	5722.04	ACCOUNTS PAYABLE CHECK
169187	02/21/2023	MEADVILLE BULLDOG HOCKEY CLUB	R	1650.00	ACCOUNTS PAYABLE CHECK
169188	02/21/2023	MICHAEL A. MURPHY PHD	R	845.00	ACCOUNTS PAYABLE CHECK
169189	02/21/2023	NEPTUNE PLUMBING & HEATING CO.	R	234.48	ACCOUNTS PAYABLE CHECK
169190	02/21/2023	NORTH COAST TUTORING SERVICES	R	17188.14	ACCOUNTS PAYABLE CHECK
169191	02/21/2023	OHIO ASSN OF EMIS PROFESSIONALS	R	235.00	ACCOUNTS PAYABLE CHECK
169192	02/21/2023	OHIO PRINTING AND PROMOTION	R	127.43	ACCOUNTS PAYABLE CHECK
169193	02/21/2023	OLENTANGY LIBERTY H.S. ATHLETICS	R	450.00	ACCOUNTS PAYABLE CHECK
169194	02/21/2023	PRECISION ENVIRONMENTAL CO.	R	1442.00	ACCOUNTS PAYABLE CHECK
169195	02/21/2023	RACHEL WIXEY & ASSOCIATES	R	7161.77	ACCOUNTS PAYABLE CHECK
169196	02/21/2023	RCR SERVICES INC.	R	10939.13	ACCOUNTS PAYABLE CHECK
169197	02/21/2023	ROCHELLE PLATT WINDOW	R	1055.00	ACCOUNTS PAYABLE CHECK
169198	02/21/2023	SCHOOL SPECIALTY LLC	R	504.78	ACCOUNTS PAYABLE CHECK
169199	02/21/2023	SHAKER HTS YOUTH & FAM COUNSLNG CTR	R	50000.00	ACCOUNTS PAYABLE CHECK
169200	02/21/2023	SHORTSTACK PRINTING	R	99.00	ACCOUNTS PAYABLE CHECK
169201	02/21/2023	SHRED-IT USA	R	535.73	ACCOUNTS PAYABLE CHECK
169202	02/21/2023	SILCO FIRE & SECURITY	R	3240.00	ACCOUNTS PAYABLE CHECK
169203	02/21/2023	SOUNDCOM SYSTEMS	R	1139.95	ACCOUNTS PAYABLE CHECK
169204	02/21/2023	SOVEREIGN INDUSTRIES INC	R	7757.32	ACCOUNTS PAYABLE CHECK
169205	02/21/2023	SPARKLE WASH OF CUYAHOGA COUNTY	R	667.00	ACCOUNTS PAYABLE CHECK
169206	02/21/2023	STACY BLEMASTER	R	3300.00	ACCOUNTS PAYABLE CHECK
169207	02/21/2023	STEPS EFX LLC	R	530.40	ACCOUNTS PAYABLE CHECK
169208	02/21/2023	THE RILEY LAW FIRM LLC	R	1492.00	ACCOUNTS PAYABLE CHECK
169209	02/21/2023	TLC TRANSPORTATION SERVICES	R	13803.00	ACCOUNTS PAYABLE CHECK
169210	02/21/2023	TURFSCAPE INC	R	2101.20	ACCOUNTS PAYABLE CHECK
169211	02/21/2023	UNITED RENTALS INC. NORTH AMERICA	R	7772.38	ACCOUNTS PAYABLE CHECK
169212	02/21/2023	WAKE UP CALL MEDIA	R	500.00	ACCOUNTS PAYABLE CHECK
169213	02/21/2023	WEST HEALTH ADVOCATE SOLUTIONS INC	R	961.20	ACCOUNTS PAYABLE CHECK
169214	02/21/2023	WOLFF BROS. SUPPLY INC.	R	175.00	ACCOUNTS PAYABLE CHECK
169215	02/22/2023	DEARBORN LIFE INSURANCE COMPANY	R	10301.60	ACCOUNTS PAYABLE CHECK
169216	02/22/2023	LEGAL SHIELD	R	1427.70	ACCOUNTS PAYABLE CHECK
169217	02/23/2023	CARDINAL BUS SALES & SERVICE INC	R	180.50	ACCOUNTS PAYABLE CHECK
169218	02/23/2023	CENTURY EQUIPMENT INC	R	3858.16	ACCOUNTS PAYABLE CHECK
169219	02/23/2023	CERNI MOTORS	R	5885.70	ACCOUNTS PAYABLE CHECK
169220	02/23/2023	PC PARTS PLUS	R	598.00	ACCOUNTS PAYABLE CHECK
169221	02/23/2023	CINTAS	R	698.02	ACCOUNTS PAYABLE CHECK
169222	02/23/2023	CONTINENTAL FIRE & SECURITY	R	370.00	ACCOUNTS PAYABLE CHECK
169223	02/23/2023	NICHOLS PAPER & SUPPLY CO.	R	7964.78	ACCOUNTS PAYABLE CHECK
169224	02/23/2023	KANNENBERG BROS. CO. INC.	R	68.50	ACCOUNTS PAYABLE CHECK

POWERSCHOOL
DATE: 03/10/2023
TIME: 15:43:01

SHAKER HEIGHTS CITY SCHOOLS
CHECK REGISTER INCLUDING SYSTEM VOIDS

PAGE NUMBER: 4
ACCTPA21
ACCOUNTING PERIOD: 8/23

SELECTION CRITERIA: chkstat.rundate between '20230201' and '20230228'

169225	02/23/2023	GOODYEAR COMMERCIAL TIRE & SER	R	1217.06	ACCOUNTS PAYABLE CHECK
169226	02/23/2023	DENISE A. SNOWDEN CONSULTING LLC	R	11075.00	ACCOUNTS PAYABLE CHECK
169227	02/23/2023	EDUCATIONAL SVC CTR PROF DEV CTR	R	324444.04	ACCOUNTS PAYABLE CHECK
169228	02/23/2023	FOLLETT LIBRARY RESOURCES	R	1351.17	ACCOUNTS PAYABLE CHECK
169229	02/23/2023	HANS FREIGHTLINER	R	3803.35	ACCOUNTS PAYABLE CHECK
169230	02/23/2023	HEPNER AIR FILTER SERVICE INC	R	289.04	ACCOUNTS PAYABLE CHECK
169231	02/23/2023	HOGAN TRANSPORTATION	R	159194.46	ACCOUNTS PAYABLE CHECK
169232	02/23/2023	HOME DEPOT PRO INSTITUTIONAL	R	351.78	ACCOUNTS PAYABLE CHECK
169233	02/23/2023	INDEPENDENCE BUSINESS SUPPLY	R	627.70	ACCOUNTS PAYABLE CHECK
169234	02/23/2023	INTERSTATE TOWING&TRANSPORT INC	R	90.00	ACCOUNTS PAYABLE CHECK
169235	02/23/2023	JC EHRLICH	R	1194.36	ACCOUNTS PAYABLE CHECK
169236	02/23/2023	KEELER & ASSOCIATES	R	6952.50	ACCOUNTS PAYABLE CHECK
169237	02/23/2023	MATCO TOOLS	R	6289.95	ACCOUNTS PAYABLE CHECK
169238	02/23/2023	MILLER TRANSPORTATION BUS SERVICE	R	785.00	ACCOUNTS PAYABLE CHECK
169239	02/23/2023	MINOTAS TROPHIES AND AWARDS	R	102.00	ACCOUNTS PAYABLE CHECK
169240	02/23/2023	NAPA AUTO PARTS	R	40.40	ACCOUNTS PAYABLE CHECK
169241	02/23/2023	NEWPORT CHEMICAL & EQUIPMENT	R	1509.68	ACCOUNTS PAYABLE CHECK
169242	02/23/2023	OH BUR OF CRIM ID INVESTIGATION	R	16.00	ACCOUNTS PAYABLE CHECK
169243	02/23/2023	OMEA DISTRICT VII	R	175.00	ACCOUNTS PAYABLE CHECK
169244	02/23/2023	O'REILLY AUTO ENTERPRISES LLC	R	1117.28	ACCOUNTS PAYABLE CHECK
169245	02/23/2023	PRECISION COMPACTION SERVICES LLC	R	2082.69	ACCOUNTS PAYABLE CHECK
169246	02/23/2023	RUSH TRUCK CENTER OF OHIO INC	R	99.90	ACCOUNTS PAYABLE CHECK
169247	02/23/2023	SENDERO THERAPIES INC.	R	31994.10	ACCOUNTS PAYABLE CHECK
169248	02/23/2023	SOS SPEEDY OFFICE SUPPLY	R	151.24	ACCOUNTS PAYABLE CHECK
169249	02/23/2023	SOUNDCOM SYSTEMS	R	284.00	ACCOUNTS PAYABLE CHECK
169250	02/23/2023	SPARKLE WASH OF CUYAHOGA COUNTY	R	288.00	ACCOUNTS PAYABLE CHECK
169251	02/23/2023	STEPS EFX LLC	R	1252.88	ACCOUNTS PAYABLE CHECK
169252	02/23/2023	THE COLLEGE BOARD	R	2010.00	ACCOUNTS PAYABLE CHECK
169253	02/23/2023	TOTAL LINE REFRIGERATION	R	42.50	ACCOUNTS PAYABLE CHECK
169254	02/23/2023	TRANSPORTATION ACCESSORIES	R	1415.91	ACCOUNTS PAYABLE CHECK
169255	02/23/2023	UNITY SCHOOL BUS PARTS	R	799.28	ACCOUNTS PAYABLE CHECK
169256	02/23/2023	DANA BENDERS	R	60.00	ACCOUNTS PAYABLE CHECK
169257	02/23/2023	LIWEI HUANG	R	118.30	ACCOUNTS PAYABLE CHECK
169258	02/23/2023	LAWRENCE BURNLEY (1099)	R	175.00	ACCOUNTS PAYABLE CHECK
169259	02/23/2023	A+ SOLUTIONS	R	562.50	ACCOUNTS PAYABLE CHECK
169260	02/28/2023	DOMINION EAST OHIO	R	17103.53	ACCOUNTS PAYABLE CHECK
169261	02/28/2023	EDDIE J. HARRIS	R	190.00	ACCOUNTS PAYABLE CHECK
169262	02/28/2023	ANDRIY MAGURA	R	3160.48	ACCOUNTS PAYABLE CHECK
169263	02/28/2023	NICCOLE YOUNG	R	964.17	ACCOUNTS PAYABLE CHECK
169264	02/28/2023	FIT LEARNING CLEVELAND	R	5730.00	ACCOUNTS PAYABLE CHECK
169265	02/28/2023	ACADEMY MUSIC	R	513.00	ACCOUNTS PAYABLE CHECK
169266	02/28/2023	ACTION DOOR	R	681.21	ACCOUNTS PAYABLE CHECK
169267	02/28/2023	ADLER TEAM SPORTS	R	10196.65	ACCOUNTS PAYABLE CHECK
169268	02/28/2023	ALL AMERICAN ATHLETIC APPAREL	R	3747.75	ACCOUNTS PAYABLE CHECK
169269	02/28/2023	ATHLETIC LAUNDRY CO.	R	845.92	ACCOUNTS PAYABLE CHECK
169270	02/28/2023	BARONS BUS LINES	R	11200.00	ACCOUNTS PAYABLE CHECK
169271	02/28/2023	BLICK ART MATERIALS	R	244.82	ACCOUNTS PAYABLE CHECK
169272	02/28/2023	BSN SPORTS-CORPORATE OFFICE	R	203.29	ACCOUNTS PAYABLE CHECK
169273	02/28/2023	BUTLER COUNTY ESC	R	1788.00	ACCOUNTS PAYABLE CHECK
169274	02/28/2023	CINTAS	R	349.90	ACCOUNTS PAYABLE CHECK
169275	02/28/2023	COMFORT SYSTEMS USA (OHIO) INC	R	4522.00	ACCOUNTS PAYABLE CHECK
169276	02/28/2023	DEMCO INC.	R	615.43	ACCOUNTS PAYABLE CHECK
169277	02/28/2023	EDUCATION ALTERNATIVES	R	6401.00	ACCOUNTS PAYABLE CHECK
169278	02/28/2023	EDUCATIONAL SERVICE CENTER OF NE OH	R	42619.85	ACCOUNTS PAYABLE CHECK
169279	02/28/2023	EDUCATIONAL SVC CTR PROF DEV CTR	R	11947.50	ACCOUNTS PAYABLE CHECK
169280	02/28/2023	O.P. AQUATICS	R	2816.86	ACCOUNTS PAYABLE CHECK

POWERSCHOOL
DATE: 03/10/2023
TIME: 15:43:01

SHAKER HEIGHTS CITY SCHOOLS
CHECK REGISTER INCLUDING SYSTEM VOIDS

PAGE NUMBER: 5
ACCTPA21
ACCOUNTING PERIOD: 8/23

SELECTION CRITERIA: chkstat.rundate between '20230201' and '20230228'

169281	02/28/2023	ESC OF THE WESTERN RESERVE	R	7414.48	ACCOUNTS PAYABLE CHECK
169282	02/28/2023	FASTENAL	R	276.30	ACCOUNTS PAYABLE CHECK
169283	02/28/2023	FEDERAL EXPRESS CORP	R	13.60	ACCOUNTS PAYABLE CHECK
169284	02/28/2023	FOLLETT LIBRARY RESOURCES	R	1572.02	ACCOUNTS PAYABLE CHECK
169285	02/28/2023	HATHAWAY BROWN SCHOOL	R	40.00	ACCOUNTS PAYABLE CHECK
169286	02/28/2023	HEALTHCARE PROCESS CONSULTING INC	R	7250.00	ACCOUNTS PAYABLE CHECK
169287	02/28/2023	H-I TRANSLATING & INTERPRETING	R	220.00	ACCOUNTS PAYABLE CHECK
169288	02/28/2023	IMAGE WEAR INC	R	47.35	ACCOUNTS PAYABLE CHECK
169289	02/28/2023	INDEPENDENCE BUSINESS SUPPLY	R	2680.71	ACCOUNTS PAYABLE CHECK
169290	02/28/2023	I PRINT TECHNOLOGIES	R	198.00	ACCOUNTS PAYABLE CHECK
169291	02/28/2023	JEREMIAH CAVER	R	50.00	ACCOUNTS PAYABLE CHECK
169292	02/28/2023	JEREMIAH CAVER	R	375.00	ACCOUNTS PAYABLE CHECK
169293	02/28/2023	JOSTENS	R	438.90	ACCOUNTS PAYABLE CHECK
169294	02/28/2023	JOSTENS INC.	R	30.75	ACCOUNTS PAYABLE CHECK
169295	02/28/2023	JOSHUA MCELROY	R	700.00	ACCOUNTS PAYABLE CHECK
169296	02/28/2023	MEDINA COUNTY SCHOOLS' ESC	R	85.00	ACCOUNTS PAYABLE CHECK
169297	02/28/2023	[REDACTED]	R	4490.11	ACCOUNTS PAYABLE CHECK
169298	02/28/2023	MCGUIRE LAW & ADVOCACY	R	2800.00	ACCOUNTS PAYABLE CHECK
169299	02/28/2023	MINOTAS TROPHIES AND AWARDS	R	266.50	ACCOUNTS PAYABLE CHECK
169300	02/28/2023	NASCO	R	48.00	ACCOUNTS PAYABLE CHECK
169301	02/28/2023	NEPTUNE PLUMBING & HEATING CO.	R	1578.08	ACCOUNTS PAYABLE CHECK
169302	02/28/2023	OH BUR OF CRIM ID INVESTIGATION	R	3638.25	ACCOUNTS PAYABLE CHECK
169303	02/28/2023	QUILL CORPORATION	R	377.33	ACCOUNTS PAYABLE CHECK
169304	02/28/2023	ROSEN PUBLISHING GROUP	R	63.60	ACCOUNTS PAYABLE CHECK
169305	02/28/2023	SOS SPEEDY OFFICE SUPPLY	R	455.40	ACCOUNTS PAYABLE CHECK
169306	02/28/2023	SPECTRUM BUSINESS	R	59.99	ACCOUNTS PAYABLE CHECK
169307	02/28/2023	TEXTBOOK WAREHOUSE LLC	R	737.45	ACCOUNTS PAYABLE CHECK
169308	02/28/2023	VEX ROBOTICS INC	R	6997.03	ACCOUNTS PAYABLE CHECK
169309	02/28/2023	WAKE UP CALL MEDIA	R	500.00	ACCOUNTS PAYABLE CHECK
169310	02/28/2023	JOSHUA WALKER	R	700.00	ACCOUNTS PAYABLE CHECK
169311	02/28/2023	WOODHILL SUPPLY	R	497.25	ACCOUNTS PAYABLE CHECK
169312	02/28/2023	ACADEMY MUSIC	R	40.00	ACCOUNTS PAYABLE CHECK
169313	02/28/2023	AIRGAS USA LLC	R	45.97	ACCOUNTS PAYABLE CHECK
169314	02/28/2023	ALCO-CHEM INC	R	1216.50	ACCOUNTS PAYABLE CHECK
169315	02/28/2023	AQUATIC OUTFITTERS OF OHIO	R	584.00	ACCOUNTS PAYABLE CHECK
169316	02/28/2023	BURGER'S ACE HARDWARE	R	43.96	ACCOUNTS PAYABLE CHECK
169317	02/28/2023	CABLE COMMUNICATIONS INC	R	9644.77	ACCOUNTS PAYABLE CHECK
169318	02/28/2023	CDW	R	7055.34	ACCOUNTS PAYABLE CHECK
169319	02/28/2023	CERNI MOTORS	R	832.60	ACCOUNTS PAYABLE CHECK
169320	02/28/2023	CHARD SNYDER & ASSOCIATES INC	R	512.50	ACCOUNTS PAYABLE CHECK
169321	02/28/2023	CINTAS	R	476.96	ACCOUNTS PAYABLE CHECK
169322	02/28/2023	COLLINS EQUIPMENT CORP	R	253.90	ACCOUNTS PAYABLE CHECK
169323	02/28/2023	COLONIAL OIL INDUSTRIES INC	R	28760.12	ACCOUNTS PAYABLE CHECK
169324	02/28/2023	CONTINENTAL FIRE & SECURITY	R	1582.98	ACCOUNTS PAYABLE CHECK
169325	02/28/2023	COPY KING	R	992.00	ACCOUNTS PAYABLE CHECK
169326	02/28/2023	CUMMINS INC	R	770.00	ACCOUNTS PAYABLE CHECK
169327	02/28/2023	NICHOLS PAPER & SUPPLY CO.	R	2357.69	ACCOUNTS PAYABLE CHECK
169328	02/28/2023	GOODYEAR COMMERCIAL TIRE & SER	R	1476.48	ACCOUNTS PAYABLE CHECK
169329	02/28/2023	DESIRED DESIGN LLC	R	10232.00	ACCOUNTS PAYABLE CHECK
169330	02/28/2023	DEX IMAGING LLC	R	624.11	ACCOUNTS PAYABLE CHECK
169331	02/28/2023	DIETRICH, LLC	R	220.00	ACCOUNTS PAYABLE CHECK
169332	02/28/2023	DISTILLATA CO.	R	79.00	ACCOUNTS PAYABLE CHECK
169333	02/28/2023	EDWINS BUTCHER SHOP & TRAINING CENT	R	2520.00	ACCOUNTS PAYABLE CHECK
169334	02/28/2023	FEDERAL EXPRESS CORP	R	28.22	ACCOUNTS PAYABLE CHECK
169335	02/28/2023	FOLLETT LIBRARY RESOURCES	R	160.91	ACCOUNTS PAYABLE CHECK
169336	02/28/2023	SHARON GALIN	R	1440.72	ACCOUNTS PAYABLE CHECK

POWERSCHOOL
DATE: 03/10/2023
TIME: 15:43:01

SHAKER HEIGHTS CITY SCHOOLS
CHECK REGISTER INCLUDING SYSTEM VOIDS

PAGE NUMBER: 6
ACCTPA21
ACCOUNTING PERIOD: 8/23

SELECTION CRITERIA: chkstat.rundate between '20230201' and '20230228'

169337	02/28/2023	GARDINER SERVICE COMPANY	R	3078.87	ACCOUNTS PAYABLE CHECK
169338	02/28/2023	HOME DEPOT PRO INSTITUTIONAL	R	14.44	ACCOUNTS PAYABLE CHECK
169339	02/28/2023	INDEPENDENCE BUSINESS SUPPLY	R	5470.85	ACCOUNTS PAYABLE CHECK
169340	02/28/2023	I PRINT TECHNOLOGIES	R	82.00	ACCOUNTS PAYABLE CHECK
169341	02/28/2023	JC EHRlich	R	453.60	ACCOUNTS PAYABLE CHECK
169342	02/28/2023	JOSHEN PAPER OF CLEVELAND	R	783.46	ACCOUNTS PAYABLE CHECK
169343	02/28/2023	LOWE'S COMPANIES INC	R	147.30	ACCOUNTS PAYABLE CHECK
169344	02/28/2023	MALTZ MUSEUM OF JEWISH HERITAGE	R	1585.00	ACCOUNTS PAYABLE CHECK
169345	02/28/2023	MILLER'S RENTAL & SALES INC.	R	6220.20	ACCOUNTS PAYABLE CHECK
169346	02/28/2023	MYERS EQUIPMENT CORP	R	161.64	ACCOUNTS PAYABLE CHECK
169347	02/28/2023	NORTHCOAST CDL TESTING CENTER LLC	R	115.00	ACCOUNTS PAYABLE CHECK
169348	02/28/2023	O'REILLY AUTO ENTERPRISES LLC	R	359.60	ACCOUNTS PAYABLE CHECK
169349	02/28/2023	RETTIG MUSIC	R	902.98	ACCOUNTS PAYABLE CHECK
169350	02/28/2023	SHERWIN WILLIAMS	R	74.04	ACCOUNTS PAYABLE CHECK
169351	02/28/2023	SOPHISTICATED SYSTEMS INC.	R	798.00	ACCOUNTS PAYABLE CHECK
169352	02/28/2023	TRANSPORTATION ACCESSORIES	R	590.40	ACCOUNTS PAYABLE CHECK
169353	02/28/2023	VEX ROBOTICS INC	R	3005.66	ACCOUNTS PAYABLE CHECK
169354	02/28/2023	WAKE UP CALL MEDIA	R	500.00	ACCOUNTS PAYABLE CHECK
169355	02/28/2023	MARLA WALKER	R	1747.50	ACCOUNTS PAYABLE CHECK
169356	02/28/2023	WOODHILL SUPPLY	R	96.54	ACCOUNTS PAYABLE CHECK
169357	02/28/2023	ACADEMY MUSIC	R	125.00	ACCOUNTS PAYABLE CHECK
169358	02/28/2023	BARONS BUS LINES	R	2400.00	ACCOUNTS PAYABLE CHECK
169359	02/28/2023	BSN SPORTS-CORPORATE OFFICE	R	673.46	ACCOUNTS PAYABLE CHECK
169360	02/28/2023	CINTAS	R	479.80	ACCOUNTS PAYABLE CHECK
169361	02/28/2023	FOLLETT LIBRARY RESOURCES	R	1022.53	ACCOUNTS PAYABLE CHECK
169362	02/28/2023	GARDINER SERVICE COMPANY	R	935.00	ACCOUNTS PAYABLE CHECK
169363	02/28/2023	MOMENTUM TELECOM INC	R	1196.16	ACCOUNTS PAYABLE CHECK
169364	02/28/2023	O'REILLY AUTO ENTERPRISES LLC	R	14.13	ACCOUNTS PAYABLE CHECK
169365	02/28/2023	PRECIOUS CARGO TRANSPORTATION INC	R	1280.00	ACCOUNTS PAYABLE CHECK
169366	02/28/2023	RETTIG MUSIC	R	90.00	ACCOUNTS PAYABLE CHECK
169367	02/28/2023	ROSEN PUBLISHING GROUP	R	56.85	ACCOUNTS PAYABLE CHECK
169368	02/28/2023	SCHOOL SPECIALTY INC	R	44.33	ACCOUNTS PAYABLE CHECK
169369	02/28/2023	SPARKLE WASH OF CUYAHOGA COUNTY	R	291.00	ACCOUNTS PAYABLE CHECK
169370	02/28/2023	THE RILEY LAW FIRM LLC	R	3229.25	ACCOUNTS PAYABLE CHECK
* 169371	02/28/2023	WILLIAMS AND COMPANY	R	2000.00	ACCOUNTS PAYABLE CHECK
241766	02/01/2023	AIG RETIREMENT	R	1717.00	ACCOUNTS PAYABLE CHECK
241767	02/01/2023	AMERICAN FAMILY LIFE INS, ASSN CO.	R	854.35	ACCOUNTS PAYABLE CHECK
241768	02/01/2023	ASPIRE FINANCIAL SERVICES	R	7539.75	ACCOUNTS PAYABLE CHECK
241769	02/01/2023	EQUITABLE FINANCIAL	R	6003.00	ACCOUNTS PAYABLE CHECK
241770	02/01/2023	EQUITABLE FINANCIAL	R	4432.00	ACCOUNTS PAYABLE CHECK
241771	02/01/2023	PENSERV PLAN SERVICES INC	R	462.50	ACCOUNTS PAYABLE CHECK
241772	02/01/2023	GALIC DISBURSING CO.	R	2811.07	ACCOUNTS PAYABLE CHECK
241773	02/01/2023	METLIFE GROUP	R	3873.83	ACCOUNTS PAYABLE CHECK
241774	02/01/2023	GWN MARKETING, INC	R	772.00	ACCOUNTS PAYABLE CHECK
241775	02/01/2023	NATIONAL LIFE GROUP	R	750.06	ACCOUNTS PAYABLE CHECK
241776	02/01/2023	PACIFIC LIFE	R	1675.00	ACCOUNTS PAYABLE CHECK
241777	02/01/2023	RF DISBURSEMENTS	R	490.00	ACCOUNTS PAYABLE CHECK
241778	02/01/2023	SHAKER SCHOOLS FOUNDATION	R	50.00	ACCOUNTS PAYABLE CHECK
241779	02/01/2023	STANDING CHAPTER 13 TRUSTEE	R	2049.70	ACCOUNTS PAYABLE CHECK
241780	02/01/2023	SECURITY BENEFITS	R	575.00	ACCOUNTS PAYABLE CHECK
241781	02/16/2023	AIG RETIREMENT	R	1717.00	ACCOUNTS PAYABLE CHECK
241782	02/16/2023	AMERICAN FAMILY LIFE INS, ASSN CO.	R	854.35	ACCOUNTS PAYABLE CHECK
241783	02/16/2023	ASPIRE FINANCIAL SERVICES	R	7289.75	ACCOUNTS PAYABLE CHECK
241784	02/16/2023	EQUITABLE FINANCIAL	R	6103.00	ACCOUNTS PAYABLE CHECK
241785	02/16/2023	EQUITABLE FINANCIAL	R	4432.00	ACCOUNTS PAYABLE CHECK
241786	02/16/2023	PENSERV PLAN SERVICES INC	R	462.50	ACCOUNTS PAYABLE CHECK

POWERSCHOOL
DATE: 03/10/2023
TIME: 15:43:01

SHAKER HEIGHTS CITY SCHOOLS
CHECK REGISTER INCLUDING SYSTEM VOIDS

PAGE NUMBER: 7
ACCTPA21
ACCOUNTING PERIOD: 8/23

SELECTION CRITERIA: chkstat.rundate between '20230201' and '20230228'

241787	02/16/2023	GALIC DISBURSING CO.	R	2811.07	ACCOUNTS PAYABLE CHECK
241788	02/16/2023	GARFIELD HTS MUNICIPAL COURT	R	155.44	ACCOUNTS PAYABLE CHECK
241789	02/16/2023	METLIFE GROUP	R	3873.83	ACCOUNTS PAYABLE CHECK
241790	02/16/2023	GWN MARKETING, INC	R	772.00	ACCOUNTS PAYABLE CHECK
241791	02/16/2023	NATIONAL LIFE GROUP	R	750.06	ACCOUNTS PAYABLE CHECK
241792	02/16/2023	PACIFIC LIFE	R	1675.00	ACCOUNTS PAYABLE CHECK
241793	02/16/2023	RF DISBURSEMENTS	R	490.00	ACCOUNTS PAYABLE CHECK
241794	02/16/2023	SHAKER SCHOOLS FOUNDATION	R	50.00	ACCOUNTS PAYABLE CHECK
241795	02/16/2023	STANDING CHAPTER 13 TRUSTEE	R	1240.57	ACCOUNTS PAYABLE CHECK
241796	02/16/2023	SECURITY BENEFITS	R	575.00	ACCOUNTS PAYABLE CHECK
* V945247	02/10/2023	CASEY L AILIFF	R	181.00	ACCOUNTS PAYABLE VOUCHER
* V945248	02/10/2023	SHAUNNA R BONNER	R	298.19	ACCOUNTS PAYABLE VOUCHER
* V945249	02/10/2023	JESSICA L CHUMNEY	R	12.30	ACCOUNTS PAYABLE VOUCHER
* V945250	02/10/2023	LAURA N DABERKO	R	8.40	ACCOUNTS PAYABLE VOUCHER
* V945251	02/10/2023	BROOKSANDRA HEMANS	R	10.94	ACCOUNTS PAYABLE VOUCHER
* V945252	02/10/2023	LISA A HOWITT	R	15.99	ACCOUNTS PAYABLE VOUCHER
* V945253	02/10/2023	CAROLINE N. MARKEL	R	52.60	ACCOUNTS PAYABLE VOUCHER
* V945254	02/10/2023	CARA J MOTELKA	R	42.12	ACCOUNTS PAYABLE VOUCHER
* V945255	02/10/2023	MYRIAM T. NEIL	R	114.09	ACCOUNTS PAYABLE VOUCHER
* V945256	02/10/2023	JAMES D RODEMS	R	56.02	ACCOUNTS PAYABLE VOUCHER
* V945257	02/10/2023	PIYALI ROY	R	12.00	ACCOUNTS PAYABLE VOUCHER
* V945258	02/10/2023	REBEKAH L SHARPE	R	154.00	ACCOUNTS PAYABLE VOUCHER
* V945259	02/10/2023	LAUMARA S SPRINGER	R	38.40	ACCOUNTS PAYABLE VOUCHER
* V945260	02/10/2023	TELEISE WILLIAMS	R	43.50	ACCOUNTS PAYABLE VOUCHER
* V945261	02/15/2023	BETH A CASEY	R	302.13	ACCOUNTS PAYABLE VOUCHER
* V945262	02/15/2023	THOMAS A. FLOOD	R	133.79	ACCOUNTS PAYABLE VOUCHER
* V945263	02/15/2023	TIFFANY JOSEPH	R	168.70	ACCOUNTS PAYABLE VOUCHER
* V945264	02/15/2023	NICHOLAS LAPETE	R	416.92	ACCOUNTS PAYABLE VOUCHER
* V945265	02/15/2023	JOEL J RATHBONE	R	290.29	ACCOUNTS PAYABLE VOUCHER
* V945266	02/15/2023	JAMES D RODEMS	R	34.07	ACCOUNTS PAYABLE VOUCHER
* V945267	02/15/2023	SUSAN F MAZZONE	R	185.09	ACCOUNTS PAYABLE VOUCHER
* V945268	02/15/2023	ANTHONY J BOKAR	R	450.00	ACCOUNTS PAYABLE VOUCHER
* V945269	02/15/2023	CATHERINE M. RICHARDS	R	615.00	ACCOUNTS PAYABLE VOUCHER
* V945270	02/15/2023	MARLA ROBINSON	R	900.00	ACCOUNTS PAYABLE VOUCHER
* V945271	02/23/2023	APPLEWOOD CENTERS INC.	R	39396.50	ACCOUNTS PAYABLE VOUCHER
* V945272	02/23/2023	AT & T	R	1046.04	ACCOUNTS PAYABLE VOUCHER
* V945273	02/23/2023	BELLEFAIRE JCB	R	38823.00	ACCOUNTS PAYABLE VOUCHER
* V945274	02/23/2023	CITY OF CLEVELAND WATER	R	10058.34	ACCOUNTS PAYABLE VOUCHER
* V945275	02/23/2023	NORTHEAST OHIO REGIONAL SEWER	R	14421.52	ACCOUNTS PAYABLE VOUCHER
* V945276	02/23/2023	SPECTRUM (TIME WARNER CABLE)	R	2723.86	ACCOUNTS PAYABLE VOUCHER
* V945277	02/23/2023	VERIZON	R	7089.55	ACCOUNTS PAYABLE VOUCHER
* V945278	02/23/2023	WASTE MANAGEMENT OF OHIO INC	R	6115.20	ACCOUNTS PAYABLE VOUCHER
* V945279	02/23/2023	MELISSA A. ALBRECHT	R	7.70	ACCOUNTS PAYABLE VOUCHER
* V945280	02/23/2023	MICHAEL J BABINEC	R	295.25	ACCOUNTS PAYABLE VOUCHER
* V945281	02/23/2023	SHAUNNA R BONNER	R	172.96	ACCOUNTS PAYABLE VOUCHER
* V945282	02/23/2023	ASHLEY BOORSTEIN	R	98.00	ACCOUNTS PAYABLE VOUCHER
* V945283	02/23/2023	AMY LIBMAN BRODSKY	R	167.00	ACCOUNTS PAYABLE VOUCHER
* V945284	02/23/2023	SARA M. CHENGELIS	R	162.05	ACCOUNTS PAYABLE VOUCHER
* V945285	02/23/2023	KEAF HOLLIDAY	R	1208.31	ACCOUNTS PAYABLE VOUCHER
* V945286	02/23/2023	JEAN C REINHOLD	R	166.10	ACCOUNTS PAYABLE VOUCHER
* V945287	02/23/2023	CHARLES P. BRAMAN & CO. INC.	R	1700.00	ACCOUNTS PAYABLE VOUCHER
* V945288	02/23/2023	VAN AUKEN AKINS ARCHITECTS LLC	R	830.00	ACCOUNTS PAYABLE VOUCHER
* V945289	02/27/2023	NICOLE M FARINACCI	R	103.60	ACCOUNTS PAYABLE VOUCHER
* V945290	02/27/2023	SUE E MURRAY	R	15.50	ACCOUNTS PAYABLE VOUCHER
* V945291	02/27/2023	MARK J. NAGAL	R	48.00	ACCOUNTS PAYABLE VOUCHER
* V945292	02/27/2023	MATTHEW P. NAGAL	R	32.50	ACCOUNTS PAYABLE VOUCHER

POWERSCHOOL
DATE: 03/10/2023
TIME: 15:43:01

SHAKER HEIGHTS CITY SCHOOLS
CHECK REGISTER INCLUDING SYSTEM VOIDS

PAGE NUMBER: 8
ACCTPA21
ACCOUNTING PERIOD: 8/23

SELECTION CRITERIA: chkstat.rundate between '20230201' and '20230228'

* V945293	02/27/2023	LAUREN M PRIESTLEY	R	196.40	ACCOUNTS PAYABLE VOUCHER
* V945294	02/27/2023	ANN MARIE RADEFELD	R	93.45	ACCOUNTS PAYABLE VOUCHER
* V945295	02/27/2023	DAVID A SALUGA	R	9.25	ACCOUNTS PAYABLE VOUCHER
* V945296	02/27/2023	PENNY L WEISS-FLYNN	R	144.00	ACCOUNTS PAYABLE VOUCHER
* V945297	02/27/2023	TRACY G WILLIAMS	R	476.29	ACCOUNTS PAYABLE VOUCHER
* V945298	02/27/2023	VICTORIA A BERNDT	R	1800.00	ACCOUNTS PAYABLE VOUCHER
* V945299	02/27/2023	AMY L FOGERTY	R	450.00	ACCOUNTS PAYABLE VOUCHER
* V945300	02/27/2023	LULING LI	R	1950.00	ACCOUNTS PAYABLE VOUCHER
* V945301	02/27/2023	LAUREN M MEEK	R	200.00	ACCOUNTS PAYABLE VOUCHER
* V945302	02/27/2023	LAUREN M PRIESTLEY	R	1800.00	ACCOUNTS PAYABLE VOUCHER
* V945303	02/27/2023	WINDY M. SHINER	R	750.00	ACCOUNTS PAYABLE VOUCHER
* V945304	02/27/2023	MATTHEW SIMON	R	1500.00	ACCOUNTS PAYABLE VOUCHER
* V945305	02/28/2023	ANTHEM	R	42477.54	ACCOUNTS PAYABLE VOUCHER
* V945306	02/28/2023	MEDICAL MUTUAL OF OHIO	R	1168895.67	ACCOUNTS PAYABLE VOUCHER
* V945307	02/28/2023	HNB MEDICARE	R	75709.53	ACCOUNTS PAYABLE VOUCHER
* V945308	02/28/2023	SCHOOL EMPLOYEE RETIREMENT (SERS)	R	35788.72	ACCOUNTS PAYABLE VOUCHER
* V945309	02/28/2023	STATE TEACHERS RETIREMENT (STRS)	R	32140.43	ACCOUNTS PAYABLE VOUCHER
* V945310	02/28/2023	ALLSTATE	R	19098.80	ACCOUNTS PAYABLE VOUCHER
* V945311	02/28/2023	LINCOLN NATIONAL LIFE INS CO	R	4527.71	ACCOUNTS PAYABLE VOUCHER
* V945312	02/28/2023	MEDICAL MUTUAL FLEX PLAN	R	33975.31	ACCOUNTS PAYABLE VOUCHER
* V945313	02/28/2023	AMERICAN EXPRESS (TRAVEL CARDS)	R	270.74	ACCOUNTS PAYABLE VOUCHER
* V945319	02/28/2023	AMERICAN EXPRESS	R	44696.08	ACCOUNTS PAYABLE VOUCHER
* V945324	02/28/2023	HUNTINGTON BANK-MASTERCARDS	R	33392.96	ACCOUNTS PAYABLE VOUCHER
* V945325	02/28/2023	CCT FINANCIAL	R	9673.25	ACCOUNTS PAYABLE VOUCHER
* V945326	02/28/2023	HUNTINGTON BANK	R	10765.80	ACCOUNTS PAYABLE VOUCHER
* V945327	02/28/2023	OSC - NATURAL GAS	R	20815.00	ACCOUNTS PAYABLE VOUCHER
* V945328	02/28/2023	PAY FOR IT	R	6602.91	ACCOUNTS PAYABLE VOUCHER
* V945329	02/28/2023	RED TREE INVESTMENT GROUP	R	4108.38	ACCOUNTS PAYABLE VOUCHER
* V945330	02/28/2023	SQUARE	R	16.10	ACCOUNTS PAYABLE VOUCHER
* V945331	02/28/2023	HUNTINGTON BANK	R	816.11	ACCOUNTS PAYABLE VOUCHER
* V945332	02/28/2023	MWW1 OH LLC	R	2447.96	ACCOUNTS PAYABLE VOUCHER
* V945333	02/28/2023	SHAKER HEIGHTS PUBLIC LIBRARY	R	500.00	ACCOUNTS PAYABLE VOUCHER
* V948712	02/01/2023	AFSCME PEOPLE	R	8.35	ACCOUNTS PAYABLE VOUCHER
* V948713	02/01/2023	ALLSTATE	R	9411.64	ACCOUNTS PAYABLE VOUCHER
* V948714	02/01/2023	DEARBORN LIFE INSURANCE COMPANY	R	2517.49	ACCOUNTS PAYABLE VOUCHER
* V948715	02/01/2023	EDUCATORS RESERVE	R	1171.00	ACCOUNTS PAYABLE VOUCHER
* V948716	02/01/2023	HNB MEDICARE	R	74879.30	ACCOUNTS PAYABLE VOUCHER
* V948717	02/01/2023	HUNTINGTON BANK	R	211662.59	ACCOUNTS PAYABLE VOUCHER
* V948718	02/01/2023	LEGALSHIELD	R	710.00	ACCOUNTS PAYABLE VOUCHER
* V948719	02/01/2023	LINCOLN NATIONAL LIFE INS CO	R	2246.01	ACCOUNTS PAYABLE VOUCHER
* V948720	02/01/2023	LOCAL 200 DUES 12 MO	R	1875.00	ACCOUNTS PAYABLE VOUCHER
* V948721	02/01/2023	MEDICAL MUTUAL FLEX PLAN	R	12396.52	ACCOUNTS PAYABLE VOUCHER
* V948722	02/01/2023	O.A.P.S.E. LOCAL 149	R	2568.34	ACCOUNTS PAYABLE VOUCHER
* V948723	02/01/2023	OHIO CHILD SUPPORT CENTRAL	R	4516.24	ACCOUNTS PAYABLE VOUCHER
* V948724	02/01/2023	OHIO PUBLIC DEFERRED COMPENSATION	R	14105.16	ACCOUNTS PAYABLE VOUCHER
* V948725	02/01/2023	SCHOOL EMPLOYEE RETIREMENT	R	69646.12	ACCOUNTS PAYABLE VOUCHER
* V948726	02/01/2023	SCHOOL EMPLOYEE RETIREMENT (SERS)	R	109069.44	ACCOUNTS PAYABLE VOUCHER
* V948727	02/01/2023	SHAKER HTS TEACHERS' ASSOCIATION	R	15543.00	ACCOUNTS PAYABLE VOUCHER
* V948728	02/01/2023	STATE TEACHERS RETIREMENT	R	260679.14	ACCOUNTS PAYABLE VOUCHER
* V948729	02/01/2023	STATE TEACHERS RETIREMENT (STRS)	R	303514.32	ACCOUNTS PAYABLE VOUCHER
* V948730	02/01/2023	TREASURER, STATE OF OHIO	R	60362.99	ACCOUNTS PAYABLE VOUCHER
* V948731	02/01/2023	VOYA RETIREMENT INS. AND ANNUITY CO	R	2533.63	ACCOUNTS PAYABLE VOUCHER
* V948732	02/01/2023	VOYA RETIREMENT INS.&ANNUITY	R	5793.49	ACCOUNTS PAYABLE VOUCHER
* V948733	02/16/2023	AFSCME PEOPLE	R	8.35	ACCOUNTS PAYABLE VOUCHER
* V948734	02/16/2023	ALLSTATE	R	9427.47	ACCOUNTS PAYABLE VOUCHER
* V948735	02/16/2023	DEARBORN LIFE INSURANCE COMPANY	R	7742.74	ACCOUNTS PAYABLE VOUCHER

POWERSCHOOL
DATE: 03/10/2023
TIME: 15:43:01

SHAKER HEIGHTS CITY SCHOOLS
CHECK REGISTER INCLUDING SYSTEM VOIDS

PAGE NUMBER: 9
ACCTPA21
ACCOUNTING PERIOD: 8/23

SELECTION CRITERIA: chkstat.rundate between '20230201' and '20230228'

* V948736	02/16/2023	EDUCATORS RESERVE	R	1171.00	ACCOUNTS PAYABLE VOUCHER
* V948737	02/16/2023	HNB MEDICARE	R	76539.76	ACCOUNTS PAYABLE VOUCHER
* V948738	02/16/2023	HUNTINGTON BANK	R	216414.45	ACCOUNTS PAYABLE VOUCHER
* V948739	02/16/2023	LEGALSHIELD	R	710.00	ACCOUNTS PAYABLE VOUCHER
* V948740	02/16/2023	LINCOLN NATIONAL LIFE INS CO	R	2255.15	ACCOUNTS PAYABLE VOUCHER
* V948741	02/16/2023	LOCAL 200 DUES 12 MO	R	1875.00	ACCOUNTS PAYABLE VOUCHER
* V948742	02/16/2023	MEDICAL MUTUAL FLEX PLAN	R	12396.52	ACCOUNTS PAYABLE VOUCHER
* V948743	02/16/2023	O.A.P.S.E. LOCAL 149	R	2695.26	ACCOUNTS PAYABLE VOUCHER
* V948744	02/16/2023	OHIO CHILD SUPPORT CENTRAL	R	4516.24	ACCOUNTS PAYABLE VOUCHER
* V948745	02/16/2023	OHIO PUBLIC DEFERRED COMPENSATION	R	14255.16	ACCOUNTS PAYABLE VOUCHER
* V948746	02/16/2023	OHIO SCHOOL DISTRICT INC.TAX	R	406.09	ACCOUNTS PAYABLE VOUCHER
* V948747	02/16/2023	RITA	R	117930.11	ACCOUNTS PAYABLE VOUCHER
* V948748	02/16/2023	SCHOOL EMPLOYEE RETIREMENT	R	72760.45	ACCOUNTS PAYABLE VOUCHER
* V948749	02/16/2023	SCHOOL EMPLOYEE RETIREMENT (SERS)	R	113955.07	ACCOUNTS PAYABLE VOUCHER
* V948750	02/16/2023	SHAKER HTS TEACHERS' ASSOCIATION	R	15543.00	ACCOUNTS PAYABLE VOUCHER
* V948751	02/16/2023	SHCSD DENTAL	R	60832.50	ACCOUNTS PAYABLE VOUCHER
* V948752	02/16/2023	SHCSD MEDICAL	R	898176.94	ACCOUNTS PAYABLE VOUCHER
* V948753	02/16/2023	SHCSD PRESCRIPTION	R	222703.67	ACCOUNTS PAYABLE VOUCHER
* V948754	02/16/2023	STATE TEACHERS RETIREMENT	R	264079.75	ACCOUNTS PAYABLE VOUCHER
* V948755	02/16/2023	STATE TEACHERS RETIREMENT (STRS)	R	307859.31	ACCOUNTS PAYABLE VOUCHER
* V948756	02/16/2023	STRS BUY BACK ANNUITIZED	R	1441.84	ACCOUNTS PAYABLE VOUCHER
* V948757	02/16/2023	TREASURER, STATE OF OHIO	R	61718.65	ACCOUNTS PAYABLE VOUCHER
* V948758	02/16/2023	VOYA RETIREMENT INS. AND ANNUITY CO	R	2679.58	ACCOUNTS PAYABLE VOUCHER
* V948759	02/16/2023	VOYA RETIREMENT INS.&ANNUITY	R	5793.49	ACCOUNTS PAYABLE VOUCHER
TOTAL FUND				7135828.54	
TOTAL REPORT				7135828.54	

Vendor name redacted in accordance with the privacy provisions of FERPA

10. BOND ISSUE EXPENDITURE SUMMARY

SHAKER HEIGHTS CITY SCHOOL DISTRICT
FUND 004
CAPITAL PROJECT EXPENDITURES

SUMMARY AS OF
February 28, 2023

CATEGORY	BEG. OF MONTH BALANCE	EXPENDITURES MTD	EXPENDITURES TO DATE
OTHER NON-BOND PROJECTS 9121, 9150&9620	\$31,410,791.82	\$0.00	\$31,410,791.82
SSF FUNDED PROJECTS	\$2,475,740.82	\$0.00	\$2,475,740.82
FY2018 BONDS-SCC 94xx	\$25,525,595.39	\$0.00	\$25,525,595.39
TOTAL TO DATE	\$59,412,128.03	\$0.00	\$59,412,128.03

**NON-BOND SOURCES
OTHER**

PROJECT December 31 2018	BUILDING	Land, Building Vehicles, F&E	CHECK DATE	SPECIAL COST CENTER	ESTIMATED COST	ACTUAL COST MTD	ACTUAL COST TO DATE	CONTRACTOR/ VENDOR
Other:								
install hot water boiler; remove old one	Middle School		1/12/2005		\$6,000.00	\$6,000.00	\$6,000.00	Hoover Heating & Air Cond.
completion of electrical upgrades	High School		1/31/2005		\$11,472.00	\$11,472.00	\$11,472.00	Genesis Electric
service on Hydro Pulse boiler	District		1/31/2005		\$685.00	\$685.00	\$685.00	Hoover Heating & Air Cond.
DA Robers & Assoc	District		2/9/2005		\$2,000.00	\$2,000.00	\$2,000.00	DA Robers & Assoc.
repair roof leaks	Woodbury		2/17/2005		\$470.00	\$470.00	\$470.00	Allied Commerical Roofing
repair roof leaks	Middle School		2/17/2005		\$260.00	\$260.00	\$260.00	Allied Commerical Roofing
telecomm & tech consulting project	District		2/17/2005		\$2,343.75	\$2,343.75	\$2,343.75	Business Technologies
Boulevard elevator - architectural fee	Boulevard		2/17/2005		\$2,070.00	\$2,070.00	\$2,070.00	Collins, Gordon, Bostwick
8 Year Plan - prof services	District		2/17/2005		\$1,298.75	\$1,298.75	\$1,298.75	Collins, Gordon, Bostwick
Onaway Learning Garden - architect	Onaway		2/17/2005		\$3,207.99	\$3,207.99	\$3,207.99	McKnight & Assoc. Ltd.
48 chairs with chrome frames	Fernway		2/17/2005		\$2,283.43	\$2,283.43	\$2,283.43	Waller-Duman Inc.
cafeteria table	Boulevard		2/17/2005		\$942.44	\$942.44	\$942.44	Waller-Duman Inc.
20 folding tables	High School		2/17/2005		\$4,851.00	\$4,851.00	\$4,851.00	Waller-Duman Inc.
repair roof leaks	High School		2/25/2005		\$860.00	\$860.00	\$860.00	Allied Commerical Roofing
repair roof leaks	High School		2/25/2005		\$440.00	\$440.00	\$440.00	Allied Commerical Roofing
repair roof leaks	Fernway		2/25/2005		\$250.00	\$250.00	\$250.00	Allied Commerical Roofing
engineering visit - swing support	Mercer		2/25/2005		\$375.00	\$375.00	\$375.00	Barber and Hoffman Inc
engineering visit - stair vibration	Fernway		2/25/2005		\$840.00	\$840.00	\$840.00	Barber and Hoffman Inc
schematic design - 8 Year Plan	District		2/25/2005		\$1,860.00	\$1,860.00	\$1,860.00	Collins, Gordon, Bostwick
HVAC service call - Phys Ed office	High School		2/25/2005		\$152.50	\$152.50	\$152.50	Hoover Heating & Air Cond.
2nd year of Gold maint - 60 mo contract	District		3/8/2005		\$7,599.00	\$7,599.00	\$7,599.00	Integrated Precision
Woodbury addendum on maint contract	Woodbury		3/8/2005		\$2,081.45	\$2,081.45	\$2,081.45	Integrated Precision
project mgmt activites - roof restoration	HS, Mercer		3/16/2005		\$630.00	\$630.00	\$630.00	Kenderson, Inc.
audio/video consult/design	Onaway		3/16/2005		\$111.18	\$111.18	\$111.18	Teamco/John Paul Baker
repair roof leaks	Bus Gar, Mercer		3/16/2005		\$720.00	\$720.00	\$720.00	Allied Commercial Roofing
consulting - spec ed student transp	District		3/16/2005		\$3,000.00	\$3,000.00	\$3,000.00	Education Logistics, Inc.
audio/video consult/design	Middle School		3/24/2005		\$607.66	\$607.66	\$607.66	Teamco/John Paul Baker
tractor and loader	District		3/24/2005		\$21,612.55	\$21,612.55	\$21,612.55	West Shore New Holland, Inc
legal ad for "Peter's Garden"	Onaway		3/28/2005		\$556.92	\$556.92	\$556.92	Plain Dealer
engnr/arch serv - mobile classrm relo	District		3/30/2005		\$17,969.53	\$17,969.53	\$17,969.53	Christian & Klopper, Inc.
arch services - SHCSD 8 year plan	District		3/30/2005		\$2,070.00	\$2,070.00	\$2,070.00	Collins, Gordon, Bostwick
roof and gutter repairs	District	Building	4/28/2005	9150	\$1,225.00	\$1,225.00	\$1,225.00	Allied Commercial Roofing
spec ed transp study - travel exp	District	F&E	4/28/2005	9150	\$275.63	\$275.63	\$275.63	Education Logistics, Inc.
flat screen monitor (19")	Transportation	F&E	4/30/2005	9150	\$349.00	\$349.00	\$349.00	Dell Marketing L.P.
flat screen monitor (17")	Admin	F&E	4/30/2005	9150	\$229.00	\$229.00	\$229.00	Dell Marketing L.P.
engineering for elect serv upgrade	High School	Building	5/4/2005	9150	\$520.00	\$520.00	\$520.00	Karpinski Engineering
install mini-split A/C units (5)	District	F&E	5/10/2005	9150	\$21,282.50	\$21,282.50	\$21,282.50	Hoover Heating & Air Cond.
ornamental spray - Rose Garden	Woodbury	Land	5/26/2005	9150	\$97.00	\$97.00	\$97.00	H.A.M. Landscaping
tables with Chem-Armor surface (3)	Woodbury	F&E	5/26/2005	9150	\$3,135.00	\$3,135.00	\$3,135.00	Ward's Natural Science
metal student lockers	Fernway	F&E	5/26/2005	9150	\$1,200.00	\$1,200.00	\$1,200.00	Waller-Duman Inc.
ornamental Spray - Rose Garden	Woodbury	Land	6/9/2005	9150	\$195.45	\$195.45	\$195.45	H.A.M. Landscaping
qtrly fee - telecom & tech consulting	Admin	F&E	6/9/2005	9150	\$2,343.75	\$2,343.75	\$2,343.75	Business Technologies

OTHER

PROJECT December 31 2018	BUILDING	Land, Building Vehicles, F&E	CHECK DATE	SPECIAL COST CENTER	ESTIMATED COST	ACTUAL COST MTD	ACTUAL COST TO DATE	CONTRACTOR/ VENDOR
TV mount	Boulevard	F&E	6/27/2005	9150	\$180.00	\$180.00	\$180.00	Teamco/John Paul Baker
travel exp for transp consultant	Admin	F&E	6/27/2005	9150	\$278.17	\$278.17	\$278.17	Education Logistics, Inc.
portion of plan review - elev study	Boulevard	Building	6/27/2005	9150	\$188.23	\$188.23	\$188.23	Collins, Gordon, Bostwick
landscaping at Woodbury	Woodbury	Land	7/28/2005	9150	\$135.00	\$135.00	\$135.00	H.A.M. Landscaping
rooftop unit above HS Library	High School	F&E	7/29/2005	9150	\$806.25	\$806.25	\$806.25	Hoover Heating & Air Cond.
install new boiler	Boulevard	F&E	7/29/2005	9150	\$20,580.00	\$20,580.00	\$20,580.00	RCR Services Inc.
1/2 cost of Door H lock and remote	District	Building	8/5/2005	9150	\$2,365.45	\$2,365.45	\$2,365.45	Integrated Precision
qtrly fee - telecom & tech consulting	Admin	F&E	8/12/2005	9150	\$2,343.75	\$2,343.75	\$2,343.75	Business Technologies
ornamental spray - Rose Garden	Woodbury	Land	8/12/2005	9150	\$540.00	\$540.00	\$540.00	H.A.M. Landscaping
architectural services - Peters Garden	Onaway	Land	8/31/2005	9150	\$1,512.46	\$1,512.46	\$1,512.46	McKnight & Assoc. Ltd.
miscellaneous roof repairs	District	Building	9/15/2005	9150	\$1,260.00	\$1,260.00	\$1,260.00	Allied Commercial Roofing
ornamental Spray - Rose Garden	Woodbury	Land	9/15/2005	9150	\$405.00	\$405.00	\$405.00	H.A.M. Landscaping
service call on small a/c unit	High School	F&E	9/15/2005	9150	\$203.00	\$203.00	\$203.00	Hoover Heating & Air Cond.
architectural services - Peters Garden	Onaway	Land	9/23/2005	9150	\$900.00	\$900.00	\$900.00	McKnight & Assoc. Ltd.
upgrade AED units	District	F&E	9/23/2005	9150	\$7,281.25	\$7,281.25	\$7,281.25	Medtronic Physio-Control Corp
annual roofing inspection/assessment	District	Building	10/12/2005	9150	\$1,375.00	\$1,375.00	\$1,375.00	Kenderson, Inc.
re-mount TV in music room	Woodbury	F&E	10/12/2005	9150	\$277.60	\$277.60	\$277.60	Teamco/John Paul Baker
repairs on computer lab rooftop a/c	Woodbury	F&E	10/19/2005	9150	\$338.93	\$338.93	\$338.93	Hoover Heating & Air Cond.
maint contract - attendance ph system	High School	F&E	10/28/2005	9150	\$395.00	\$395.00	\$395.00	US Netcom Corp
repair of roof leaks	MS & Bus Gar	Building	11/4/2005	9150	\$1,550.00	\$1,550.00	\$1,550.00	Allied Commercial Roofing
SMART board	Onaway	F&E	11/4/2004	9150	\$1,923.00	\$1,923.00	\$1,923.00	SMART Ed. Services
partial exp for SMARTbd to Jennings	Onaway	F&E	5/18/2006	9150	(\$1,373.37)	(\$1,373.37)	(\$1,373.37)	SSF/Jennings Grant
ornamental Spray, Rose Garden, Sep	Woodbury	Land	11/7/2005	9150	\$540.00	\$540.00	\$540.00	H.A.M. Landscaping
five addtl parking slots (Peter's Grdn)	Onaway	Land	11/14/2005	9150	\$22,962.00	\$22,962.00	\$22,962.00	Vizmeg Landscape Inc.
repair of roof leaks	Admin	Building	11/18/2005	9150	\$230.00	\$230.00	\$230.00	Allied Commercial Roofing
ornamental spray, Rose Garden, Oct	Woodbury	Land	11/23/2005	9150	\$270.00	\$270.00	\$270.00	H.A.M. Landscaping
upgrade of a/c unit to Mitsubishi	Onaway	F&E	11/23/2005	9150	\$650.00	\$650.00	\$650.00	Hoover Heating & Air Cond.
s/w maint & support - PhoneMaster	Transportation	F&E	12/9/2005	9150	\$499.00	\$499.00	\$499.00	US Netcom Corp
roof repairs at Admin Building	Admin	Building	12/30/2005	9150	\$395.00	\$395.00	\$395.00	Allied Commercial Roofing
misc service calls re: furnace/AC	District	F&E	1/13/2006	9150	\$1,531.34	\$1,531.34	\$1,531.34	Hoover Heating & Air Cond.
gutter and roof repair	Mercer	Building	1/24/2006	9150	\$1,595.00	\$1,595.00	\$1,595.00	Allied Commercial Roofing
two Epson projectors	Onaway	F&E	2/10/2006	9150	\$2,483.98	\$2,483.98	\$2,483.98	CDW Government, Inc.
labor for mounting televisions	Boulevard	F&E	2/15/2006	9150	\$480.00	\$480.00	\$480.00	Teamco/John Paul Baker
corner desk with hutch, storage unit	District	F&E	2/15/2006	9150	\$1,658.00	\$1,658.00	\$1,658.00	Mentor Office Supply
mobile files with lock	District	F&E	2/15/2006	9150	\$692.00	\$692.00	\$692.00	Mentor Office Supply
appliance - tchrs lounge (was Fnd 01)	Boulevard	F&E	2/28/2006	9150	\$455.00	\$455.00	\$455.00	Lowe's
music library system	Middle School	F&E	3/9/2006	9150	\$6,584.25	\$6,584.25	\$6,584.25	Wenger Corporation
repairs of roof leak over room 113	Lomond	Building	3/31/2006	9150	\$385.00	\$385.00	\$385.00	Allied Commercial Roofing
ornamental spray, Rose Garden, Mar	Woodbury	Land	4/27/2006	9150	\$135.00	\$135.00	\$135.00	H.A.M. Landscaping
ornamental spray, Rose Garden, Apr	Woodbury	Land	5/25/2006	9150	\$135.00	\$135.00	\$135.00	H.A.M. Landscaping
repair of roof leak and loose slates	Woodbury	Building	6/16/2006	9150	\$265.00	\$265.00	\$265.00	Allied Commercial Roofing
repair of three roof leak areas	Boulevard	Building	6/16/2006	9150	\$725.00	\$725.00	\$725.00	Allied Commercial Roofing
correction to SSF share for P's Garden	Onaway	Land	6/30/2006	9150	\$702.00	\$702.00	\$702.00	transfer Vizmeg exp from SSF
ornamental spray - Rose Garden, Jun	Woodbury	Land	7/21/2006	9150	\$540.00	\$540.00	\$540.00	H.A.M. Landscaping
service call on a/c in Music Room	Fernway	Building	7/21/2006	9150	\$165.00	\$165.00	\$165.00	Hoover Heating & Air Cond.

OTHER

PROJECT December 31 2018	BUILDING	Land, Building Vehicles, F&E	CHECK DATE	SPECIAL COST CENTER	ESTIMATED COST	ACTUAL COST MTD	ACTUAL COST TO DATE	CONTRACTOR/ VENDOR
repair roof leak	Admin	Building	7/31/2006	9150	\$375.00	\$375.00	\$375.00	Allied Commercial Roofing
ornamental spray - Rose Garden, Jul	Woodbury	Land	8/31/2006	9150	\$540.00	\$540.00	\$540.00	H.A.M. Landscaping
three seat walls/benches	Onaway	Land	8/31/2006	9181	\$8,400.00	\$8,400.00	\$8,400.00	Pinzone II
reimb from PTO for three benches	Onaway	Land	9/27/2006	9181	(\$8,400.00)	(\$8,400.00)	(\$8,400.00)	Onaway PTO
ornamental spray - Rose Garden, Aug	Woodbury	Land	9/8/2006	9150	\$540.00	\$540.00	\$540.00	H.A.M. Landscaping
install TV/VCR mounts	District	F&E	9/15/2006	9150	\$5,824.69	\$5,824.69	\$5,824.69	Teamco/John Paul Baker
move outlet	Mercer	Building	9/22/2006	9150	\$315.00	\$315.00	\$315.00	Teamco/John Paul Baker
repair roof leak	Boulevard	Building	9/27/2006	9150	\$395.00	\$395.00	\$395.00	Allied Commercial Roofing
ornamental spray - Rose Garden, Sep	Woodbury	Land	10/16/2006	9150	\$540.00	\$540.00	\$540.00	H.A.M. Landscaping
ornamental spray - Rose Garden, Oct	Woodbury	Land	11/17/2006	9150	\$135.00	\$135.00	\$135.00	H.A.M. Landscaping
repair of misc roof leaks	District	Building	11/17/2006	9150	\$1,515.00	\$1,515.00	\$1,515.00	Allied Commercial Roofing
miscellaneous roof repairs	Middle School	Building	11/30/2006	9150	\$2,770.00	\$2,770.00	\$2,770.00	Allied Commercial Roofing
transfer F07 Rose Garden exp to Fd 1	Woodbury	Land	11/30/2006	9150	(\$2,295.00)	(\$2,295.00)	(\$2,295.00)	intra-district transfer
install TV & cabling for computer AV	Middle School	F&E	12/20/2006	9150	\$690.00	\$690.00	\$690.00	Teamco/John Paul Baker
repair of misc roof leaks	High School	Building	12/29/2006	9150	\$785.00	\$785.00	\$785.00	Allied Commercial Roofing
water testing of drains over auditorium	High School	Building	12/29/2006	9150	\$425.00	\$425.00	\$425.00	Allied Commercial Roofing
repair damaged section of roof	Middle School	Building	2/19/2007	9150	\$3,995.00	\$3,995.00	\$3,995.00	Allied Commercial Roofing
repair of roof leaks and cracked drain	Middle School	Building	4/20/2007	9150	\$275.00	\$275.00	\$275.00	Allied Commercial Roofing
ornamental spray - Rose Garden, May&Jun	Woodbury	Land	8/10/2007	9150	\$1,080.00	\$1,080.00	\$1,080.00	H.A.M. Landscaping
cable outlet installed	High School	Building	10/8/2007	9150	\$403.49	\$403.49	\$403.49	Teamco/John Paul Baker
legal charges	High School	Building	11/24/2007	9150	\$958.08	\$958.08	\$958.08	Plain Dealer
ornamental spray - Rose Garden	Woodbury	Land	12/11/2007	9150	\$1,485.00	\$1,485.00	\$1,485.00	H.A.M. Landscaping
cable installation and TV mounting	High School	F&E	12/20/2007	9150	\$1,474.53	\$1,474.53	\$1,474.53	Teamco/John Paul Baker
antenna and mast	Fernway	F&E	1/16/2008	9150	\$639.58	\$639.58	\$639.58	Teamco/John Paul Baker
Plain Dealer Ad	District	Building	7/26/2008	9150	\$1,137.72	\$1,137.72	\$1,137.72	Plain Dealer
Plain Dealer Ad	District	Building	8/30/2008	9150	\$978.04	\$978.04	\$978.04	Plain Dealer
Extend cable system	District	Building	10/14/2008	9150	\$2,084.32	\$2,084.32	\$2,084.32	Teamco/John Paul Baker
Emergency Fire Remediation	District	Building	12/12/2008	9150	\$6,435.72	\$6,435.72	\$6,435.72	Yanesh Brothers Construction
Water damage, restoration services	District	Building	12/31/2008	9150	\$47,000.00	\$47,000.00	\$47,000.00	Paul Davis Restoration of Cleve
TV installation	High School	F&E	1/16/2009	9150	\$660.00	\$660.00	\$660.00	Teamco/John Paul Baker
Ludlow Restoration	District	Building	5/29/2009	9150	\$5,341.02	\$5,341.02	\$5,341.02	Paul Davis Restoration of Cleve
DLMO Supplies	District	F&E	6/1/2009	9169	\$636.00	\$636.00	\$636.00	Cousin's Video
Security Equipment	District	F&E	9/16/2009	9150	\$21,730.62	\$21,730.62	\$21,730.62	21st Century Alarm/Data
Security Cameras	Middle School	F&E	9/25/2009	9150	\$9,859.00	\$9,859.00	\$9,859.00	21st Century Alarm/Data
Security Cameras	Lomond	F&E	4/22/2010	9150	\$3,850.00	\$3,850.00	\$3,850.00	21st Century Alarm/Data
Security Cameras-Shaker Share	Ludlow	F&E	8/31/2010	9150	\$8,848.50	\$8,848.50	\$8,848.50	21st Century Alarm/Data
Security Cameras-PEP Share	Ludlow	F&E	8/31/2010	9150	\$8,848.50	\$8,848.50	\$8,848.50	21st Century Alarm/Data
Admin Chiller Architectural Services	Admin	F&E	7/31/2014	9150	\$20,444.80	\$20,444.80	\$20,444.80	Neville Architects
Replacement chiller	Admin	F&E	9/16/2014	9150	\$21,143.00	\$21,143.00	\$21,143.00	Carrier Corporation
Replacement chiller	Admin	F&E	10/23/2014	9150	\$114,580.00	\$114,580.00	\$114,580.00	Daikin Applied
Replacement chiller	Admin	F&E	10/30/2014	9150	\$5,220.00	\$5,220.00	\$5,220.00	Daikin Applied
Admin Chiller Architectural Services	Admin	F&E	12/29/2014	9150	\$4,070.00	\$4,070.00	\$4,070.00	Neville Architects
Chiller Replacement Project	Admin	F&E	7/31/2015	9150	\$8,230.00	\$8,230.00	\$8,230.00	Daikin Applied
Correction of prior period expense	Admin	F&E	12/31/2017	9150	(\$94,742.74)	(\$94,742.74)	(\$94,742.74)	Move exp to SCC 9165
Correction of prior period expense	Admin	F&E	12/31/2017	9150	(\$33,244.34)	(\$33,244.34)	(\$33,244.34)	Move exp to SCC 9167

OTHER

PROJECT December 31 2018	BUILDING	Land, Building Vehicles, F&E	CHECK DATE	SPECIAL COST CENTER	ESTIMATED COST	ACTUAL COST MTD	ACTUAL COST TO DATE	CONTRACTOR/ VENDOR
HS Fire Remediation	High School	Building	7/24/2018	9150	\$81,064.24	\$81,064.24	\$81,064.24	All Disaster Services
Facilities Assessment	Admin	Building	10/30/2018	9150	\$17.50	\$17.50	\$17.50	Van Auken Akins Architects LLC
LAN - Network Integration Project:								
vendor maintenance renewals (6)	Admin	F&E	1/31/2005		\$563.59	\$563.59	\$563.59	Data Processing Sciences
Network Support - Dec 04	District	F&E	1/31/2005		\$1,500.00	\$1,500.00	\$1,500.00	Information Systems Integration
Network Support - Jan 05 and Feb 05	District	F&E	2/17/2005		\$3,000.00	\$3,000.00	\$3,000.00	Information Systems Integration
Network Support - March 05	District	F&E	4/19/2005	9178	\$1,500.00	\$1,500.00	\$1,500.00	Information Systems Integration
Network Support - April 05	District	F&E	5/4/2005	9178	\$1,500.00	\$1,500.00	\$1,500.00	Information Systems Integration
Network Support - May 05	District	F&E	5/31/2005	9178	\$1,500.00	\$1,500.00	\$1,500.00	Information Systems Integration
Network Support - June 05	District	F&E	6/27/2005	9178	\$1,500.00	\$1,500.00	\$1,500.00	Information Systems Integration
Buses:								
71 passenger school buses (2)	District	Vehicles	5/23/2005	9163	\$117,020.00	\$117,020.00	\$117,020.00	Myers Equipment Corp
bus for special needs students	District	Vehicles	8/18/2005	9163	\$33,676.00	\$33,676.00	\$33,676.00	Transportation Equip Sales Corp
65 passenger school buses (2)	District	Vehicles	8/31/2005	9163	\$117,325.00	\$117,325.00	\$117,325.00	Myers Equipment Corp
principal & interest on 365 day loan	District	Vehicles	10/19/2005	9163	\$734,328.00	\$734,328.00	\$734,328.00	Fifth Third Bank
71 passenger school buses (2)	District	Vehicles	5/18/2006	9163	\$115,766.00	\$115,766.00	\$115,766.00	Myers Equipment Corp
71 passenger school bus	District	Vehicles	8/25/2006	9163	\$58,758.00	\$58,758.00	\$58,758.00	Myers Equipment Corp
principal & interest on 365 day loan	District	Vehicles	10/18/2006	9163	\$592,736.67	\$592,736.67	\$592,736.67	Huntington National Bank
71 passenger school buses (4)	District	Vehicles	10/31/2006	9163	\$242,892.00	\$242,892.00	\$242,892.00	Wise International Trucks
paying agent fee for bus loan	District	Vehicles	11/27/2006	9163	\$200.00	\$200.00	\$200.00	Huntington National Bank
transfer paying agent fee to Fund 002	District	Vehicles	12/31/2006	9163	(\$200.00)	(\$200.00)	(\$200.00)	Huntington National Bank
principal & interest on 365 day loan	District	Vehicles	10/18/2007	9163	\$592,736.67	\$592,736.67	\$592,736.67	Huntington National Bank
71 passenger school buses (3)	District	Vehicles	10/26/2007	9163	\$208,476.00	\$208,476.00	\$208,476.00	Power City Intn'l Trucks, Inc
65 passenger school buses (1)	District	Vehicles	4/25/2008	9163	\$70,432.60	\$70,432.60	\$70,432.60	Power City Intn'l Trucks, Inc
GPS Unit for buses	District	Vehicles	9/11/2008	9163	\$44,750.00	\$44,750.00	\$44,750.00	Education Logistics, Inc
GPS Units installed	District	Vehicles	9/24/2008	9163	\$26,034.50	\$26,034.50	\$26,034.50	Education Logistics, Inc
principal & interest on 365 day loan	District	Vehicles	10/18/2008	9163	\$518,198.33	\$518,198.33	\$518,198.33	Huntington National Bank
71 passenger school buses (4)	District	Vehicles	1/9/2009	9163	\$299,513.60	\$299,513.60	\$299,513.60	Power City Intn'l Trucks, Inc
Fleettracker software	District	Vehicles	8/14/2009	9163	\$2,024.00	\$2,024.00	\$2,024.00	Education Logistics
Fleettracker trainer travel exp	District	Vehicles	8/14/2009	9163	\$1,594.39	\$1,594.39	\$1,594.39	Education Logistics
Fleettracker training fees	District	Vehicles	8/14/2009	9163	\$2,550.00	\$2,550.00	\$2,550.00	Education Logistics
71 passenger school buses (8)	District	Vehicles	10/9/2009	9171	\$609,017.80	\$609,017.80	\$609,017.80	Power City Intn'l Trucks, Inc
principal & interest on 365 day loan	District	Vehicles	10/15/2009	9163	\$514,958.33	\$514,958.33	\$514,958.33	Huntington National Bank
principal & interest on 365 day loan	District	Vehicles	10/5/2010	9171	\$605,983.33	\$605,983.33	\$605,983.33	Huntington National Bank
School Buses (4)	District	Vehicles	9/23/2011	9171	\$316,868.00	\$316,868.00	\$316,868.00	Center City International
principal & interest on 365 day loan	District	Vehicles	10/4/2011	9171	\$605,983.33	\$605,983.33	\$605,983.33	Huntington National Bank
Interest on 2012 Bus Bonds	District	Vehicles	6/14/2013	9171	\$12,500.00	\$12,500.00	\$12,500.00	Bank of New York Mellon
Principal & interest on 2012 Bus Bonds	District	Vehicles	12/15/2013	9171	\$100,000.00	\$100,000.00	\$100,000.00	Bank of New York Mellon
2015 IC Bus	District	Vehicles	2/28/2014	9171	\$26,992.00	\$26,992.00	\$26,992.00	Interstate Billing Service
Interest on 2012 Bus Bonds	District	Vehicles	6/13/2014	9171	\$9,100.00	\$9,100.00	\$9,100.00	Bank of New York Mellon
Sale of Band Bus	District	Vehicles	7/11/2014	9171	(\$1,544.64)	(\$1,544.64)	(\$1,544.64)	Glean Ministries

OTHER

PROJECT December 31 2018	BUILDING	Land, Building Vehicles, F&E	CHECK DATE	SPECIAL COST CENTER	ESTIMATED COST	ACTUAL COST MTD	ACTUAL COST TO DATE	CONTRACTOR/ VENDOR
Principal & interest on 2012 Bus Bonds	District	Vehicles	12/15/2014	9171	\$104,100.00	\$104,100.00	\$104,100.00	Bank of New York Mellon
Interest on 2012 Bus Bonds	District	Vehicles	6/15/2015	9171	\$8,150.00	\$8,150.00	\$8,150.00	Bank of New York Mellon
School Buses (4)	District	Vehicles	11/13/2015	9171	\$357,187.00	\$357,187.00	\$357,187.00	Cardinal Bus Sales
Principal & interest on 2012 Bus Bonds	District	Vehicles	12/15/2015	9171	\$103,150.00	\$103,150.00	\$103,150.00	Bank of New York Mellon
Interest on 2012 Bus Bonds	District	Vehicles	6/15/2016	9171	\$7,200.00	\$7,200.00	\$7,200.00	Bank of New York Mellon
30 passenger bus w/ camera	District	Vehicles	8/25/2016	9171	\$50,739.00	\$50,739.00	\$50,739.00	Cardinal Bus Sales
Bus #2 Trade In	District	Vehicles	8/25/2016	9171	(\$2,150.00)	(\$2,150.00)	(\$2,150.00)	Cardinal Bus Sales
School Buses (3)	District	Vehicles	11/30/2016	9171	\$266,424.00	\$266,424.00	\$266,424.00	Interstate Billing Service
Bus Trade Ins	District	Vehicles	11/30/2016	9171	(\$9,100.00)	(\$9,100.00)	(\$9,100.00)	Interstate Billing Service
Principal & interest on 2012 Bus Bonds	District	Vehicles	12/15/2016	9171	\$102,200.00	\$102,200.00	\$102,200.00	Bank of New York Mellon
Interest on 2012 Bus Bonds	District	Vehicles	6/15/2017	9171	\$6,250.00	\$6,250.00	\$6,250.00	Bank of New York Mellon
Additional Trade-In-2 buses	District	Vehicles	11/28/2017	9171	(\$4,200.00)	(\$4,200.00)	(\$4,200.00)	Myers Equipment Corp
School Buses (3)	District	Vehicles	12/22/2017	9171	\$267,426.00	\$267,426.00	\$267,426.00	Myers Equipment Corp
Bus Trade Ins	District	Vehicles	12/22/2017	9171	(\$9,000.00)	(\$9,000.00)	(\$9,000.00)	Myers Equipment Corp
Principal & interest on 2012 Bus Bonds	District	Vehicles	12/15/2017	9171	\$106,250.00	\$106,250.00	\$106,250.00	Bank of New York Mellon
Interest on 2012 Bus Bonds	District	Vehicles	6/15/2018	9171	\$5,250.00	\$5,250.00	\$5,250.00	Bank of New York Mellon
Other Vehicles & Related Equip:								
Ford van T13	District	Vehicles	3/16/2005		\$23,632.09	\$23,632.09	\$23,632.09	Liberty Ford
Eurovent truck and bus exhaust sys	Bus Garage	Vehicles	4/19/2005	9150	\$20,950.00	\$20,950.00	\$20,950.00	Myers Tire Supply
landscaping machinery and equip	Maintenance	F&E	5/10/2005	9150	\$10,869.00	\$10,869.00	\$10,869.00	Century Equipment
two mowers	Maintenance	F&E	5/26/2005	9150	\$5,615.60	\$5,615.60	\$5,615.60	Marshall Equipment Company
dump Truck/Western Plow	Maintenance	Vehicles	6/9/2005	9150	\$33,049.33	\$33,049.33	\$33,049.33	Liberty Ford
super Z mower	Maintenance	F&E	6/30/2005	9150	\$7,918.40	\$7,918.40	\$7,918.40	Baker Vehicle Systems, Inc.
E-Z-Go Utility Vehicle (Athletics) T16	High School	Vehicles	6/30/2005	9150	\$7,002.00	\$7,002.00	\$7,002.00	Baker Vehicle Systems, Inc.
pick-up truck for maintenance dept	District	Vehicles	7/27/2005	9150	\$11,000.00	\$11,000.00	\$11,000.00	Liberty Ford
2002 Chevy Venture Van T4	District	Vehicles	8/31/2005	9150	\$11,900.00	\$11,900.00	\$11,900.00	Bass Chevrolet
2003 Chevy Venture Van	District	Vehicles	8/31/2005	9150	\$12,495.00	\$12,495.00	\$12,495.00	Bass Chevrolet
furnish & install plows on 3 trucks	Maintenance	F&E	12/9/2005	9150	\$8,375.00	\$8,375.00	\$8,375.00	Eshelman Enterprises Inc.
2004 Ford Ranger T11	Maintenance	Vehicles	9/8/2006	9150	\$16,834.50	\$16,834.50	\$16,834.50	Liberty Ford
2001 Ford F250 w/plow T9	Maintenance	Vehicles	9/8/2006	9150	\$13,500.00	\$13,500.00	\$13,500.00	Liberty Ford
2006 Ford F250 used van	District	Vehicles	10/9/2006	9150	\$18,000.00	\$18,000.00	\$18,000.00	Liberty Ford
2003 Ford Ranger T15	District	Vehicles	10/31/2006	9150	\$10,369.50	\$10,369.50	\$10,369.50	Liberty Ford
Steiner 4x4 tractor	District	Vehicles	11/17/2006	9150	\$6,000.00	\$6,000.00	\$6,000.00	Baker Vehicle Systems, Inc.
2006 Ford Focus	Admin	Vehicles	1/8/2007	9150	\$13,900.00	\$13,900.00	\$13,900.00	Liberty Ford
2004 Ford Pick-up Truck	Admin	Vehicles	4/20/2007	9150	\$19,325.50	\$19,325.50	\$19,325.50	Liberty Ford
2007 Ford F150	District	F&E	11/29/2007	9150	\$55,200.00	\$55,200.00	\$55,200.00	Valley Ford Truck Sales
2004 Ford Windstar Van	Admin	Vehicles	11/30/2007	9150	\$13,265.50	\$13,265.50	\$13,265.50	Liberty Ford
2006 Ford Focus T10	Admin	Vehicles	12/28/2007	9150	\$13,015.50	\$13,015.50	\$13,015.50	Liberty Ford
Yale Fork Truck	District	Vehicles	1/23/2008	9150	\$7,985.00	\$7,985.00	\$7,985.00	North Coast Lift Truck, Inc
Delivery	District	Vehicles	1/23/2008	9150	\$210.00	\$210.00	\$210.00	North Coast Lift Truck, Inc
Fix Battery	District	Vehicles	1/23/2008	9150	\$625.00	\$625.00	\$625.00	North Coast Lift Truck, Inc
Ford Focus	District	Vehicles	2/29/2008	9150	\$12,475.00	\$12,475.00	\$12,475.00	Liberty Ford
dunp truck	District	Vehicles	2/22/2008	9150	\$3,500.00	\$3,500.00	\$3,500.00	Valley Ford Truck Sales

OTHER

PROJECT December 31 2018	BUILDING	Land, Building Vehicles, F&E	CHECK DATE	SPECIAL COST CENTER	ESTIMATED COST	ACTUAL COST MTD	ACTUAL COST TO DATE	CONTRACTOR/ VENDOR
Ford E150 T17	District	Vehicles	3/28/2008	9150	\$16,475.00	\$16,475.00	\$16,475.00	Liberty Ford
Ford E150	District	Vehicles	3/20/2008	9150	\$16,475.50	\$16,475.50	\$16,475.50	Liberty Ford
Ford E150	District	Vehicles	4/11/2008	9150	\$16,000.00	\$16,000.00	\$16,000.00	Liberty Ford
2005 Ford Focus T7	District	Vehicles	8/15/2008	9150	\$9,614.95	\$9,614.95	\$9,614.95	Liberty Ford
2005 Ford F150	District	Vehicles	8/8/2008	9150	\$14,425.50	\$14,425.50	\$14,425.50	Liberty Ford
2007 Ford Taurus	District	Vehicles	8/29/2008	9150	\$10,975.50	\$10,975.50	\$10,975.50	Liberty Ford
Multipurpose Tractor	District	Vehicles	8/29/2008	9150	\$16,272.50	\$16,272.50	\$16,272.50	Baker Vehicle Systems, Inc.
Multipurpose Tractor	District	Vehicles	9/11/2008	9150	\$455.00	\$455.00	\$455.00	Baker Vehicle Systems, Inc.
2006 Ford F250 T2	District	Vehicles	10/23/2008	9150	\$17,425.00	\$17,425.00	\$17,425.00	Liberty Ford
2004 Ford F-150 T5	District	Vehicles	11/26/2008	9150	\$11,020.50	\$11,020.50	\$11,020.50	Liberty Ford
Terex Front Loader	District	Vehicles	1/23/2009	9150	\$15,000.00	\$15,000.00	\$15,000.00	Falkenberg Excavating, Inc
2008 Ford F250	District	Vehicles	2/25/2009	9150	\$16,895.50	\$16,895.50	\$16,895.50	Liberty Ford
2003 Chevy Venture Van	District	Vehicles	5/8/2009	9150	\$9,875.47	\$9,875.47	\$9,875.47	Liberty Ford
2004 Ford Freestar T8	District	Vehicles	3/25/2010	9150	\$7,543.50	\$7,543.50	\$7,543.50	Liberty Ford
2008 Mercury Mariner T1	District	Vehicles	4/9/2010	9150	\$12,038.50	\$12,038.50	\$12,038.50	Liberty Ford
2008 Mercury Mariner Trade In T1	District	Vehicles	8/26/2010	9150	(\$15,000.00)	(\$15,000.00)	(\$15,000.00)	Liberty Ford
2007 Ford Focus T6	District	Vehicles	8/27/2010	9150	\$9,298.87	\$9,298.87	\$9,298.87	Liberty Ford
2003 Ford Truck T14	District	Vehicles	8/27/2010	9150	\$8,502.87	\$8,502.87	\$8,502.87	Liberty Ford
Lawn Mowers	District	Vehicles	8/13/2010	9150	\$43,850.54	\$43,850.54	\$43,850.54	Baker Vehicle Systems, Inc.
2010 Ford E150 Van	District	Vehicles	10/8/2010	9150	\$19,028.50	\$19,028.50	\$19,028.50	Liberty Ford
2007 Ford F150 T3	District	Vehicles	12/10/2010	9150	\$13,273.50	\$13,273.50	\$13,273.50	Liberty Ford
2006 Ford F250 Trade In T2	District	Vehicles	7/29/2011	9150	(\$13,500.00)	(\$13,500.00)	(\$13,500.00)	Liberty Ford
2008 Ford F250	District	Vehicles	7/29/2011	9150	\$25,023.50	\$25,023.50	\$25,023.50	Liberty Ford
2007 Ford F150 T3	District	Vehicles	9/8/2011	9150	(\$13,100.00)	(\$13,100.00)	(\$13,100.00)	Liberty Ford
2008 Ford F250	District	Vehicles	9/8/2011	9150	\$26,683.50	\$26,683.50	\$26,683.50	Liberty Ford
2002 Chevy Venture Van T4	District	Vehicles	1/5/2012	9150	(\$1,000.00)	(\$1,000.00)	(\$1,000.00)	Liberty Ford
2004 Mercury Monterey T12	District	Vehicles	1/5/2012	9150	\$11,551.50	\$11,551.50	\$11,551.50	Liberty Ford
2007 Ford E350 Van	District	Vehicles	6/14/2012	9150	\$20,283.50	\$20,283.50	\$20,283.50	Liberty Ford
1995 Ford E350 Van	District	Vehicles	6/14/2012	9150	(\$7,500.00)	(\$7,500.00)	(\$7,500.00)	Liberty Ford
2004 Ford F150 T5	District	Vehicles	6/14/2012	9150	(\$1,000.00)	(\$1,000.00)	(\$1,000.00)	Liberty Ford
2011 Toyota	District	Vehicles	8/9/2012	9150	\$23,771.50	\$23,771.50	\$23,771.50	Liberty Ford
2007 Ford Focus T6	District	Vehicles	8/9/2012	9150	(\$4,000.00)	(\$4,000.00)	(\$4,000.00)	Liberty Ford
2005 Ford Focus T7	District	Vehicles	8/9/2012	9150	(\$2,500.00)	(\$2,500.00)	(\$2,500.00)	Liberty Ford
2004 Ford Freestar T8	District	Vehicles	10/4/2012	9150	(\$2,500.00)	(\$2,500.00)	(\$2,500.00)	Liberty Ford
2001 Ford F250 T9	District	Vehicles	10/4/2012	9150	(\$4,500.00)	(\$4,500.00)	(\$4,500.00)	Liberty Ford
2008 Ford F250	District	Vehicles	10/4/2012	9150	\$24,583.00	\$24,583.00	\$24,583.00	Liberty Ford
Various Trade-Ins	District	Vehicles	8/22/2013	9150	(\$18,500.00)	(\$18,500.00)	(\$18,500.00)	Liberty Ford
2006 Ford Focus T10	District	Vehicles	8/22/2013	9150	(\$4,000.00)	(\$4,000.00)	(\$4,000.00)	Liberty Ford
2004 Ford Ranger T11	Maintenance	Vehicles	8/22/2013	9150	(\$4,000.00)	(\$4,000.00)	(\$4,000.00)	Liberty Ford
2008 Ford F350	District	Vehicles	8/22/2013	9150	\$32,273.50	\$32,273.50	\$32,273.50	Liberty Ford
2012 Dodge Grand Caravan	District	Vehicles	3/10/2014	9150	\$17,283.50	\$17,283.50	\$17,283.50	Ganley Dodge, Inc.
2004 Mercury Monterey T12	District	Vehicles	3/10/2014	9150	(\$2,783.50)	(\$2,783.50)	(\$2,783.50)	Ganley Dodge, Inc.
2011 Ford F250	District	Vehicles	11/13/2014	9150	\$30,220.50	\$30,220.50	\$30,220.50	Liberty Ford
2006 Ford Freestar T13	District	Vehicles	11/13/2014	9150	(\$1,000.00)	(\$1,000.00)	(\$1,000.00)	Liberty Ford
2003 Ford F250 T14	District	Vehicles	11/13/2014	9150	(\$9,000.00)	(\$9,000.00)	(\$9,000.00)	Liberty Ford

OTHER

PROJECT December 31 2018	BUILDING	Land, Building Vehicles, F&E	CHECK DATE	SPECIAL COST CENTER	ESTIMATED COST	ACTUAL COST MTD	ACTUAL COST TO DATE	CONTRACTOR/ VENDOR
2010 Ford F250	District	Vehicles	1/29/2015	9150	\$23,783.50	\$23,783.50	\$23,783.50	Liberty Ford
1999 Chevy Truck Trade-In	District	Vehicles	1/29/2015	9150	(\$5,000.00)	(\$5,000.00)	(\$5,000.00)	Liberty Ford
2011 Ford Ranger	District	Vehicles	4/30/2015	9150	\$21,183.50	\$21,183.50	\$21,183.50	Liberty Ford
EZ-Go Utility Vehicle	MS	Vehicles	11/19/2015	9150	\$3,500.00	\$3,500.00	\$3,500.00	Baker Vehicle Systems, Inc.
2003 Ford Ranger T15	District	Vehicles	4/14/2016	9150	(\$1,583.50)	(\$1,583.50)	(\$1,583.50)	Liberty Ford
2012 Ford Escape	District	Vehicles	4/14/2016	9150	\$14,583.50	\$14,583.50	\$14,583.50	Liberty Ford
EZ-Go Utility Vehicle-Trade In T16	High School	Vehicles	6/30/2016	9150	(\$804.00)	(\$804.00)	(\$804.00)	Baker Vehicle Systems, Inc.
Truckster Golf Cart	High School	Vehicles	6/30/2016	9150	\$8,104.00	\$8,104.00	\$8,104.00	Baker Vehicle Systems, Inc.
EZ-Go Golf Cart	District	Vehicles	7/31/2016	9150	\$7,424.00	\$7,424.00	\$7,424.00	Baker Vehicle Systems, Inc.
Ventrac 4227-Trade In	District	F&E	12/22/2016	9150	(\$2,500.00)	(\$2,500.00)	(\$2,500.00)	Baker Vehicle Systems, Inc.
Ventrac 4500 Tractor-Trade In	District	F&E	12/22/2016	9150	\$32,834.94	\$32,834.94	\$32,834.94	Baker Vehicle Systems, Inc.
New Holland Tractor Cab	District	F&E	2/9/2017	9150	\$7,405.00	\$7,405.00	\$7,405.00	Medina Tractor Sales
Year-end adjustment	District		6/30/2017	9314	\$24,647.33	\$24,647.33	\$24,647.33	Move exp from SCC9314
2005 Ford E150 Van T17	District	Vehicles	9/22/2017	9150	(\$3,000.00)	(\$3,000.00)	(\$3,000.00)	Liberty Ford
2015 Ford Transit	District	Vehicles	9/22/2017	9150	\$30,273.50	\$30,273.50	\$30,273.50	Liberty Ford
Planetarium Project:								
Planetarium Projection System	High School	F&E	5/2/2013	9150	\$59,000.00	\$59,000.00	\$59,000.00	Spitz, Inc.
Planetarium Projection System	High School	F&E	6/27/2013	9150	\$31,300.00	\$31,300.00	\$31,300.00	Spitz, Inc.
Planetarium Projection System	High School	F&E	4/30/2014	9150	(\$4,555.00)	(\$4,555.00)	(\$4,555.00)	Corr. Posting-To 004-9164
PTO Technology:								
Elmo Camera	Lomond	F&E	5/8/2009	9169	\$636.00	\$636.00	\$636.00	Cousin's Video
Computer equipment	Boulevard	F&E	7/24/2009	9169	\$10,861.00	\$10,861.00	\$10,861.00	Smart Ed Services
Computer equipment	Woodbury	F&E	6/30/2010	9169	\$950.32	\$950.32	\$950.32	Easy Graphics and MCPc
Computer equipment	Boulevard	F&E	10/27/2010	9169	\$6,534.60	\$6,534.60	\$6,534.60	Easy Graphics and MCPc
Computer equipment	Woodbury	F&E	8/30/2011	9169	\$25,000.00	\$25,000.00	\$25,000.00	Smart Ed Services
Sound System	Mercer	F&E	1/31/2012	9169	\$4,500.00	\$4,500.00	\$4,500.00	Soundcom Systems
Document Camera	Boulevard	F&E	4/30/2014	9169	\$6,998.00	\$6,998.00	\$6,998.00	Corr. Posting-From FD 001 Tech
Chromebooks	Middle School	F&E	6/30/2016	9169	\$14,520.00	\$14,520.00	\$14,520.00	CDI Computer Dealers Inc
HP LasetJet Printer	Middle School	F&E	1/10/2017	9169	\$224.99	\$224.99	\$224.99	American Express-Amazon
Chromebooks	Middle School	F&E	1/26/2017	9169	\$6,630.00	\$6,630.00	\$6,630.00	CDI Computer Dealers Inc
Computer Charging Station	Middle School	F&E	1/31/2017	9169	\$889.65	\$889.65	\$889.65	School Outfitters
Smartboard	Middle School	F&E	3/16/2017	9169	\$1,808.00	\$1,808.00	\$1,808.00	Tierney Brothers, Inc
Chromebooks	Middle School	F&E	4/7/2017	9169	(\$7,520.00)	(\$7,520.00)	(\$7,520.00)	CDI Computer Dealers Inc
Zing Laser Cutter	Middle School	F&E	6/29/2017	9169	\$947.36	\$947.36	\$947.36	Buckeye Educational Systems
Video Card	Middle School	F&E	2/10/2019	9169	\$630.94	\$630.94	\$630.94	Micro Center
Projector	Middle School	F&E	2/10/2019	9169	\$521.70	\$521.70	\$521.70	CDW Government
Tech Supplies	District	F&E	3/10/2019	9169	\$36.93	\$36.93	\$36.93	Ace Hardware
Tech Supplies	District	F&E	3/10/2019	9169	\$249.72	\$249.72	\$249.72	Home Depot
Tech Supplies	District	F&E	3/10/2019	9169	\$101.70	\$101.70	\$101.70	Amazon
Tech Supplies	District	F&E	3/10/2019	9169	\$189.99	\$189.99	\$189.99	Amazon
Tech Supplies	District	F&E	3/10/2019	9169	\$16.99	\$16.99	\$16.99	Microcenter

OTHER

PROJECT December 31 2018	BUILDING	Land, Building Vehicles, F&E	CHECK DATE	SPECIAL COST CENTER	ESTIMATED COST	ACTUAL COST MTD	ACTUAL COST TO DATE	CONTRACTOR/ VENDOR
Tech Supplies	District	F&E	3/10/2019	9169	\$19.99	\$19.99	\$19.99	Play N Trade
Cable Supplies	Middle School	F&E	4/10/2019	9169	\$5.98	\$5.98	\$5.98	Amazon
Robotics Supplies	Middle School	F&E	4/10/2019	9169	\$582.26	\$582.26	\$582.26	CustomInk
Robotics Supplies	Middle School	F&E	5/10/2019	9169	\$610.69	\$610.69	\$610.69	CustomInk
Robotics Equipment	Middle School	F&E	6/10/2019	9169	\$1,876.05	\$1,876.05	\$1,876.05	Home Depot
Robotics Equipment	Middle School	F&E	11/30/2021	9169	\$2,475.60	\$2,475.60	\$2,475.60	Amazon
PTO Projects:								
Maps and Signage	District	F&E	12/7/2009	9170	\$1,890.00	\$1,890.00	\$1,890.00	Carrollgraphics
Signage	District	F&E	12/9/2009	9170	\$447.00	\$447.00	\$447.00	Carrollgraphics
Onaway Pavers	Onaway	Building	6/30/2010	9170	\$1,500.00	\$1,500.00	\$1,500.00	
MS Microwave	Middle School	F&E	4/30/2012	9170	\$91.74	\$91.74	\$91.74	Staples
Personalized Learning Center:								
Professional Services-Code Study	PLC	Building	7/31/2014	9316	\$5,200.00	\$5,200.00	\$5,200.00	Neville Architects
Window Blinds	PLC	F&E	8/28/2014	9316	\$2,347.92	\$2,347.92	\$2,347.92	Rochelle Platt Window Treatments
Network Design/Implementation	PLC	F&E	8/28/2014	9316	\$3,332.00	\$3,332.00	\$3,332.00	I/S Integration Specialists
Electrical Outlets	PLC	F&E	8/28/2014	9316	\$2,700.00	\$2,700.00	\$2,700.00	Hidden Valley Electric Inc
Painting	PLC	F&E	8/22/2014	9316	\$7,500.00	\$7,500.00	\$7,500.00	Quality Care Painting
Monthly Internet Access	PLC	F&E	8/18/2014	9316	\$565.00	\$565.00	\$565.00	Time Warner
Take down and disposal of partitions	PLC	F&E	8/22/2014	9316	\$880.00	\$880.00	\$880.00	J.C. Sharp Corp.
Monthly Internet Access	PLC	F&E	9/12/2014	9316	\$476.83	\$476.83	\$476.83	Time Warner
Electrical Outlets	PLC	F&E	9/16/2014	9316	\$1,600.00	\$1,600.00	\$1,600.00	Hidden Valley Electric Inc
Ceiling and ceiling tiles	PLC	F&E	9/16/2014	9316	\$1,268.00	\$1,268.00	\$1,268.00	D&J Structural Contracting
Monthly Internet Access	PLC	F&E	10/22/2014	9316	\$450.00	\$450.00	\$450.00	Time Warner
Fire Alarm System	PLC	F&E	10/16/2014	9316	\$2,920.00	\$2,920.00	\$2,920.00	Continental Fire & Security
Emergency Lighting	PLC	F&E	10/23/2014	9316	\$2,125.00	\$2,125.00	\$2,125.00	Hidden Valley Electric Inc
Carpet Tiles	PLC	F&E	11/13/2014	9316	\$9,280.50	\$9,280.50	\$9,280.50	The Floor Show, Calvetta Bros.
Doors	PLC	F&E	11/13/2014	9316	\$18,292.00	\$18,292.00	\$18,292.00	Midland Hardware
Monthly Internet Access	PLC	F&E	11/20/2014	9316	\$450.00	\$450.00	\$450.00	Time Warner
Monthly Internet Access	PLC	F&E	12/12/2014	9316	\$450.00	\$450.00	\$450.00	Time Warner
Monthly Internet Access	PLC	F&E	1/20/2015	9316	\$450.00	\$450.00	\$450.00	Time Warner
Monthly Internet Access	PLC	F&E	2/17/2015	9316	\$450.00	\$450.00	\$450.00	Time Warner
Surveillance Equipment	PLC	F&E	3/16/2015	9316	\$7,200.00	\$7,200.00	\$7,200.00	21st Century Alarm/Data
Emergency Lighting Installation	PLC	F&E	3/16/2015	9316	\$2,450.00	\$2,450.00	\$2,450.00	Hidden Valley Electric Inc
Fire Prevention System	PLC	F&E	4/9/2015	9316	\$10,000.00	\$10,000.00	\$10,000.00	Breck's Plumbing Services
Fire Exit Devices	PLC	F&E	4/30/2015	9316	\$2,754.89	\$2,754.89	\$2,754.89	Midland Hardware
Fire Prevention System	PLC	F&E	5/15/2015	9316	\$7,540.00	\$7,540.00	\$7,540.00	Breck's Plumbing Services
Duct Work Installation	PLC	F&E	5/21/2015	9316	\$5,150.00	\$5,150.00	\$5,150.00	Air-Temp Mechanical, Inc
Cable infrastructure and equipment	PLC	F&E	5/31/2015	9316	\$10,539.09	\$10,539.09	\$10,539.09	Cable Communications
Desktop Computers	PLC	F&E	5/31/2015	9316	\$3,858.35	\$3,858.35	\$3,858.35	Chicago Micro
Architectural Services	PLC	F&E	5/31/2015	9316	\$15,556.75	\$15,556.75	\$15,556.75	Neville Architects
Architectural Services	PLC	F&E	5/31/2015	9316	\$20,439.60	\$20,439.60	\$20,439.60	Neville Architects
Overage on furniture	PLC	F&E	5/31/2015	9316	\$2,343.91	\$2,343.91	\$2,343.91	Various

OTHER

PROJECT December 31 2018	BUILDING	Land, Building Vehicles, F&E	CHECK DATE	SPECIAL COST CENTER	ESTIMATED COST	ACTUAL COST MTD	ACTUAL COST TO DATE	CONTRACTOR/ VENDOR
Drywall, ceiling, bathroom and tile repairs	PLC	F&E	9/30/2015	9316	\$17,667.00	\$17,667.00	\$17,667.00	D&J Structural Contracting
Architectural Services	PLC	F&E	9/30/2015	9316	\$1,647.50	\$1,647.50	\$1,647.50	Neville Architects
Auditorium Equipment	PLC	F&E	10/29/2015	9316	\$7,494.93	\$7,494.93	\$7,494.93	Tierney Brothers, Inc
Fire Alarm System	PLC	F&E	10/30/2015	9316	\$2,414.00	\$2,414.00	\$2,414.00	Continental Fire & Security
Office Max & OMSP Receipt								
Woodbury Clock Tower								
Cupola Repair	WO	Building	9/30/2015	9314	\$42,896.42	\$42,896.42	\$42,896.42	Precision Environmental
Project Admin/Safety Assessment	WO	Building	9/30/2015	9314	\$4,009.10	\$4,009.10	\$4,009.10	Van Auken Akins Architects
Clock Tower Repair	WO	Building	1/21/2016	9314	\$6,319.51	\$6,319.51	\$6,319.51	Van Auken Akins Architects
Clock Tower Repair	WO	Building	2/18/2016	9314	\$14,407.34	\$14,407.34	\$14,407.34	Van Auken Akins Architects
Clock Tower Repair	WO	Building	3/17/2016	9314	\$2,737.35	\$2,737.35	\$2,737.35	Van Auken Akins Architects
Clock Tower Repair	WO	Building	4/14/2016	9314	\$1,162.70	\$1,162.70	\$1,162.70	Van Auken Akins Architects
Clock Tower Repair	WO	Building	5/19/2016	9314	\$5,320.00	\$5,320.00	\$5,320.00	Van Auken Akins Architects
Clock Tower Repair	WO	Building	5/31/2016	9314	\$43,749.73	\$43,749.73	\$43,749.73	Envirocom Construction, Inc.
Clock Tower Repair	WO	Building	6/20/2016	9314	\$209.42	\$209.42	\$209.42	Van Auken Akins Architects
Clock Tower Repair	WO	Building	7/31/2016	9314	\$1,315.36	\$1,315.36	\$1,315.36	Professional Service Industries, Inc
Clock Tower Repair	WO	Building	7/21/2016	9314	\$155,620.67	\$155,620.67	\$155,620.67	Envirocom Construction, Inc.
Clock Tower Repair	WO	Building	8/24/2016	9314	\$128,403.75	\$128,403.75	\$128,403.75	Envirocom Construction, Inc.
Woodbury Pavers	WO	Land	8/25/2016	9314	\$9,250.00	\$9,250.00	\$9,250.00	Romanin Concrete, Inc.
Brick display for Woodbury bell	WO	F&E	9/15/2016	9314	\$3,432.56	\$3,432.56	\$3,432.56	Licursi Garden Center, Inc.
Bronze Plaque	WO	F&E	9/30/2016	9314	\$1,128.75	\$1,128.75	\$1,128.75	Gino's Awards
Foam Boards	WO	F&E	9/30/2016	9314	\$11.62	\$11.62	\$11.62	ARC Document Solutions
Rigging Service-Relocate bell	WO	F&E	9/29/2016	9314	\$3,500.00	\$3,500.00	\$3,500.00	Shippers Highway Express, Inc.
Structural Steel Inspection	WO	F&E	9/22/2016	9314	\$723.00	\$723.00	\$723.00	Professional Service Industries, Inc
New Brick Pedestal	WO	F&E	9/15/2016	9314	\$4,925.00	\$4,925.00	\$4,925.00	R. Chapman Masonry & Const.
Clock Tower Repair	WO	F&E	10/28/2016	9314	\$78,415.63	\$78,415.63	\$78,415.63	Envirocom Construction, Inc.
Clock Tower Gutter Replacement	WO	F&E	11/30/2016	9314	\$4,613.83	\$4,613.83	\$4,613.83	Envirocom Construction, Inc.
Clock Tower Repair	WO	F&E	11/10/2016	9314	\$3,715.00	\$3,715.00	\$3,715.00	Van Auken Akins Architects
Clock Tower Repair	WO	F&E	12/10/2016	9314	\$1,445.20	\$1,445.20	\$1,445.20	Professional Service Industries, Inc
Clock Tower Repair	WO	F&E	12/22/2016	9314	\$9,495.70	\$9,495.70	\$9,495.70	Van Auken Akins Architects
Clock Tower Repair	WO	F&E	1/18/2017	9314	\$15,560.00	\$15,560.00	\$15,560.00	Envirocom Construction, Inc.
Parking Lot & Tennis Courts								
Tennis Court Improvements	District	Land	9/30/2015	9314	\$10,501.10	\$10,501.10	\$10,501.10	Van Auken Akins Architects
Adminstration Parking Lot	District	Land	9/30/2015	9314	\$9,900.00	\$9,900.00	\$9,900.00	Van Auken Akins Architects
Parking Lot & Tennis Court Repair	District	Land	12/17/2015	9314	\$1,356.31	\$1,356.31	\$1,356.31	Van Auken Akins Architects
Parking Lot & Tennis Court Repair	District	Land	1/14/2016	9314	\$3,800.00	\$3,800.00	\$3,800.00	Van Auken Akins Architects
Parking Lot & Tennis Court Repair	District	Land	1/31/2016	9314	\$2,550.00	\$2,550.00	\$2,550.00	Van Auken Akins Architects
Parking Lot & Tennis Court Repair	District	Land	1/31/2016	9314	\$3,476.85	\$3,476.85	\$3,476.85	Van Auken Akins Architects
Parking Lot & Tennis Court Repair	District	Land	2/29/2016	9314	\$850.00	\$850.00	\$850.00	Van Auken Akins Architects
Parking Lot & Tennis Court Repair	District	Land	3/17/2016	9315	\$2,550.88	\$2,550.88	\$2,550.88	Van Auken Akins Architects
Parking Lot & Tennis Court Repair	District	Land	4/14/2016	9315	\$761.25	\$761.25	\$761.25	Van Auken Akins Architects
Parking Lot & Tennis Court Repair	District	Land	5/26/2016	9314	\$24,750.00	\$24,750.00	\$24,750.00	Perrin Asphalt Company, Inc.

OTHER

PROJECT December 31 2018	BUILDING	Land, Building Vehicles, F&E	CHECK DATE	SPECIAL COST CENTER	ESTIMATED COST	ACTUAL COST MTD	ACTUAL COST TO DATE	CONTRACTOR/ VENDOR
Parking Lot & Tennis Court Repair	District	Land	6/20/2016	9314	\$851.91	\$851.91	\$851.91	Van Auken Akins Architects
Parking Lot & Tennis Court Repair	District	Land	6/30/2016	9314	\$759.35	\$759.35	\$759.35	Van Auken Akins Architects
Parking Lot & Tennis Court Repair	District	Land	7/10/2016	9314	\$479.50	\$479.50	\$479.50	Professional Service Industries, Inc
Parking Lot & Tennis Court Repair	District	Land	7/31/2016	9314	\$127,905.71	\$127,905.71	\$127,905.71	Perrin Asphalt Company, Inc.
Parking Lot Landscaping	District	Land	7/31/2016	9314	\$7,554.00	\$7,554.00	\$7,554.00	Bordonaros Landscaping Co.
Tennis Courts Drinking Fountain	HS	Land	7/26/2016	9314	\$3,383.34	\$3,383.34	\$3,383.34	The Cleveland Plumbing Supply Co
Parking Lot & Tennis Court Repair	District	Land	8/11/2016	9314	\$340,650.00	\$340,650.00	\$340,650.00	Perrin Asphalt Company, Inc.
Parking Lot & Tennis Court Repair	District	Land	10/20/2016	9314	\$102,654.00	\$102,654.00	\$102,654.00	Perrin Asphalt Company, Inc.
Void prior FY Check #136725	District	Land	11/10/2016	9314	(\$850.00)	(\$850.00)	(\$850.00)	Van Auken Akins Architects
Parking Lot & Tennis Court Repair	District	Land	11/10/2016	9314	\$1,240.12	\$1,240.12	\$1,240.12	Van Auken Akins Architects
Parking Lot & Tennis Court Repair	District	Land	11/17/2016	9314	\$4,528.22	\$4,528.22	\$4,528.22	Van Auken Akins Architects
Parking Lot & Tennis Court Repair	District	Land	12/10/2016	9314	\$8,496.50	\$8,496.50	\$8,496.50	Professional Service Industries, Inc
Parking Lot & Tennis Court Repair	District	Land	1/12/2017	9314	\$1,326.00	\$1,326.00	\$1,326.00	Van Auken Akins Architects
Tennis Court Improvements	District	F&E	1/19/2017	9314	\$2,122.42	\$2,122.42	\$2,122.42	Oncourt Offcourt, LTD
Parking Lot & Tennis Court Repair	District	F&E	3/16/2017	9314	\$324.99	\$324.99	\$324.99	Van Auken Akins Architects
Parking Lot & Tennis Court Repair	District	F&E	9/19/2017	9314	\$64,897.75	\$64,897.75	\$64,897.75	Perrin Asphalt Company, Inc.
Assessment & Master Planning								
Assessment & Master Planning	District	Building	1/14/2016	9314	\$28,125.20	\$28,125.20	\$28,125.20	Van Auken Akins Architects
Assessment & Master Planning	District	Building	1/28/2016	9314	\$78,264.17	\$78,264.17	\$78,264.17	Van Auken Akins Architects
Assessment & Master Planning	District	Building	2/18/2016	9314	\$4,282.09	\$4,282.09	\$4,282.09	Van Auken Akins Architects
Assessment & Master Planning	District	Building	3/17/2016	9314	\$18,376.19	\$18,376.19	\$18,376.19	Van Auken Akins Architects
Assessment & Master Planning	District	Building	4/14/2016	9314	\$11,298.00	\$11,298.00	\$11,298.00	Van Auken Akins Architects
Assessment & Master Planning	District	Building	5/19/2016	9314	\$8,282.50	\$8,282.50	\$8,282.50	Van Auken Akins Architects
Assessment & Master Planning	District	Building	6/20/2016	9314	\$1,506.32	\$1,506.32	\$1,506.32	Van Auken Akins Architects
Assessment & Master Planning	District	Building	6/30/2016	9314	\$1,591.00	\$1,591.00	\$1,591.00	Van Auken Akins Architects
Middle School Site Analysis								
Middle School Boundary Survey	District	Building	8/25/2016	9314	\$9,500.00	\$9,500.00	\$9,500.00	Dempsey Surveying Co.
Middle School Site Analysis	District	Building	9/15/2016	9314	\$10,125.00	\$10,125.00	\$10,125.00	Van Auken Akins Architects
Middle School Site Analysis	District	Building	9/22/2016	9314	\$3,402.50	\$3,402.50	\$3,402.50	Van Auken Akins Architects
Onaway Parking Lot								
Onaway Parking Lot	ON	Land	9/30/2015	9314	\$9,900.00	\$9,900.00	\$9,900.00	Van Auken Akins Architects
Onaway Parking Lot	ON	Land	12/17/2015	9314	\$412.50	\$412.50	\$412.50	Van Auken Akins Architects
Onaway Parking Lot	ON	Land	1/14/2016	9314	\$3,800.00	\$3,800.00	\$3,800.00	Van Auken Akins Architects
Onaway Parking Lot	ON	Land	1/31/2016	9314	\$1,237.50	\$1,237.50	\$1,237.50	Van Auken Akins Architects
Onaway Parking Lot	ON	Land	1/31/2016	9314	\$1,650.00	\$1,650.00	\$1,650.00	Van Auken Akins Architects
Onaway Parking Lot	ON	Land	2/29/2016	9314	\$412.50	\$412.50	\$412.50	Van Auken Akins Architects
Onaway Parking Lot	ON	Land	3/17/2016	9314	\$1,237.50	\$1,237.50	\$1,237.50	Van Auken Akins Architects
Onaway Parking Lot	ON	Land	4/14/2016	9314	\$330.00	\$330.00	\$330.00	Van Auken Akins Architects
Onaway Parking Lot	ON	Land	6/20/2016	9314	\$330.00	\$330.00	\$330.00	Van Auken Akins Architects
Onaway Parking Lot	ON	Land	6/30/2016	9314	\$330.00	\$330.00	\$330.00	Van Auken Akins Architects
Void prior FY Check #136725	ON	Land	11/10/2016	9314	(\$412.50)	(\$412.50)	(\$412.50)	Van Auken Akins Architects
Onaway Parking Lot	ON	Land	11/10/2016	9314	\$412.50	\$412.50	\$412.50	Van Auken Akins Architects

OTHER

PROJECT December 31 2018	BUILDING	Land, Building Vehicles, F&E	CHECK DATE	SPECIAL COST CENTER	ESTIMATED COST	ACTUAL COST MTD	ACTUAL COST TO DATE	CONTRACTOR/ VENDOR
Onaway Parking Lot	ON	Land	11/17/2016	9314	(\$660.00)	(\$660.00)	(\$660.00)	Van Auken Akins Architects
High School South Parking Lot								
High School South Parking Lot	HS	Land	1/31/2016	9314	\$1,331.25	\$1,331.25	\$1,331.25	Van Auken Akins Architects
High School South Parking Lot	HS	Land	1/31/2016	9314	\$1,775.00	\$1,775.00	\$1,775.00	Van Auken Akins Architects
High School South Parking Lot	HS	Land	2/29/2016	9314	\$443.75	\$443.75	\$443.75	Van Auken Akins Architects
High School South Parking Lot	HS	Land	3/17/2016	9314	\$1,331.25	\$1,331.25	\$1,331.25	Van Auken Akins Architects
High School South Parking Lot	HS	Land	4/14/2016	9314	\$355.00	\$355.00	\$355.00	Van Auken Akins Architects
High School South Parking Lot	HS	Land	6/20/2016	9314	\$355.00	\$355.00	\$355.00	Van Auken Akins Architects
High School South Parking Lot	HS	Land	6/30/2016	9314	\$355.00	\$355.00	\$355.00	Van Auken Akins Architects
High School South Parking Lot	HS	Land	9/30/2015	9314	\$10,650.00	\$10,650.00	\$10,650.00	Van Auken Akins Architects
Void prior FY Check #136725	HS	Land	11/10/2016	9314	(\$443.75)	(\$443.75)	(\$443.75)	Van Auken Akins Architects
High School South Parking Lot	HS	Land	11/10/2016	9314	\$443.75	\$443.75	\$443.75	Van Auken Akins Architects
High School South Parking Lot	HS	Land	11/17/2016	9314	(\$710.00)	(\$710.00)	(\$710.00)	Van Auken Akins Architects
Middle School Design Labs	MS	F&E	9/30/2015	9314	\$7,500.00	\$7,500.00	\$7,500.00	Van Auken Akins Architects
Year-end adjustment	District		6/30/2017	9314	(\$24,647.33)	(\$24,647.33)	(\$24,647.33)	Move exp to SCC9150
Fernway Fire								
Fernway Fire Remediation	Fernway	Building	7/31/2018	9620	\$250,000.00	\$250,000.00	\$250,000.00	All Disaster Services
Fernway Fire Remediation	Fernway	Building	8/8/2018	9620	\$250,000.00	\$250,000.00	\$250,000.00	All Disaster Services
Fernway Fire Remediation	Fernway	Building	8/14/2018	9620	\$200,000.00	\$200,000.00	\$200,000.00	All Disaster Services
Fernway Fire Remediation	Fernway	Building	8/24/2018	9620	\$200,000.00	\$200,000.00	\$200,000.00	All Disaster Services
Fernway Parking Lot emergency Services	Fernway	Building	9/14/2018	9620	\$10,000.00	\$10,000.00	\$10,000.00	Van Auken Akins Architects
Fernway Parking Lot emergency Services	Fernway	Building	9/30/2018	9620	\$45.25	\$45.25	\$45.25	Van Auken Akins Architects
Fernway Fire Remediation	Fernway	Building	9/12/2018	9620	\$360,000.00	\$360,000.00	\$360,000.00	All Disaster Services
Fernway Fire Remediation	Fernway	Building	9/24/2018	9620	\$200,000.00	\$200,000.00	\$200,000.00	All Disaster Services
Fernway Fire Enhancements	Fernway	Building	10/30/2018	9620	\$20,781.25	\$20,781.25	\$20,781.25	Van Auken Akins Architects
Fernway Fire Renovation	Fernway	Building	10/30/2018	9620	\$61,592.13	\$61,592.13	\$61,592.13	Van Auken Akins Architects
Fernway Fire Remediation	Fernway	Building	10/19/2018	9620	\$25,000.00	\$25,000.00	\$25,000.00	All Disaster Services
Fernway Fire Renovation	Fernway	Building	11/12/2018	9620	\$51,521.34	\$51,521.34	\$51,521.34	Van Auken Akins Architects
Fernway Fire Remediation	Fernway	Building	11/15/2018	9620	\$100,000.00	\$100,000.00	\$100,000.00	NBD International, Inc.
Fernway Fire Remediation	Fernway	Building	12/7/2018	9620	\$18,465.00	\$18,465.00	\$18,465.00	Squire Legal expense
Fernway Fire Remediation	Fernway	Building	12/21/2018	9620	\$64,928.50	\$64,928.50	\$64,928.50	Van Auken Akins Architects
Fernway Fire Remediation	Fernway	Building	12/12/2018	9620	\$200,000.00	\$200,000.00	\$200,000.00	All Disaster Services
Fernway Fire Remediation	Fernway	Building	1/3/2019	9620	\$319,054.00	\$319,054.00	\$319,054.00	All Disaster Services
Fernway Fire Remediation	Fernway	Building	1/17/2019	9620	\$70,401.84	\$70,401.84	\$70,401.84	MDCB, LLC
Fernway Fire Remediation	Fernway	Building	1/17/2019	9620	\$46,458.75	\$46,458.75	\$46,458.75	NBD International, Inc.
Fernway Fire Renovation	Fernway	Building	1/17/2019	9620	\$112,632.66	\$112,632.66	\$112,632.66	Van Auken Akins Architects
Fernway Fire Renovation	Fernway	Building	2/4/2019	9620	\$329,023.57	\$329,023.57	\$329,023.57	Gilbane Building Company
Fernway Fire Renovation	Fernway	Building	2/11/2019	9620	\$368,756.90	\$368,756.90	\$368,756.90	Gilbane Building Company
Fernway Fire Renovation	Fernway	Building	2/21/2019	9620	\$111,472.68	\$111,472.68	\$111,472.68	Van Auken Akins Architects
Fernway Fire Renovation	Fernway	Building	3/1/2019	9620	\$387,059.10	\$387,059.10	\$387,059.10	Gilbane Building Company
Fernway Fire Renovation	Fernway	Building	3/26/2019	9620	\$162,951.54	\$162,951.54	\$162,951.54	Gilbane Building Company

OTHER

PROJECT December 31 2018	BUILDING	Land, Building Vehicles, F&E	CHECK DATE	SPECIAL COST CENTER	ESTIMATED COST	ACTUAL COST MTD	ACTUAL COST TO DATE	CONTRACTOR/ VENDOR
Fernway Fire Enhancements	Fernway	Building	3/26/2019	9620	\$146,546.81	\$146,546.81	\$146,546.81	Van Auken Akins Architects
Project Management Services	Fernway	Building	3/27/2019	9620	\$2,970.00	\$2,970.00	\$2,970.00	Cleora Management
Project Management Services	Fernway	Building	3/28/2019	9620	\$7,640.72	\$7,640.72	\$7,640.72	Cleora Management
Fernway Building Enhancements	Fernway	Building	4/11/2019	9620	\$9,800.00	\$9,800.00	\$9,800.00	Van Auken Akins Architects
Fernway Building Renovation	Fernway	Building	4/23/2019	9620	\$76,632.55	\$76,632.55	\$76,632.55	Van Auken Akins Architects
Fernway Building Enhancements	Fernway	Building	4/23/2019	9620	\$57,311.36	\$57,311.36	\$57,311.36	Van Auken Akins Architects
Fernway Building Renovation	Fernway	Building	4/23/2019	9620	\$204,171.54	\$204,171.54	\$204,171.54	Gilbane Building Company
Project Management Services	Fernway	Building	5/13/2019	9620	\$2,624.58	\$2,624.58	\$2,624.58	Cleora Management
Project Management Services	Fernway	Building	5/22/2019	9620	\$3,264.61	\$3,264.61	\$3,264.61	Cleora Management
Fernway Building Enhancements	Fernway	Building	5/15/2019	9620	\$76,993.50	\$76,993.50	\$76,993.50	Van Auken Akins Architects
Oversight and Remediation	Fernway	Building	5/22/2019	9620	\$7,085.00	\$7,085.00	\$7,085.00	Electro-Analytical, Inc
Fernway Building Enhancements	Fernway	Building	6/30/2019	9620	\$26,011.88	\$26,011.88	\$26,011.88	Van Auken Akins Architects
Fernway Building Renovation	Fernway	Building	6/30/2019	9620	\$40,902.98	\$40,902.98	\$40,902.98	Van Auken Akins Architects
Fernway Building Enhancements	Fernway	Building	6/30/2019	9620	\$9.28	\$9.28	\$9.28	Van Auken Akins Architects
Fernway Building Renovation	Fernway	Building	6/10/2019	9620	\$105,098.38	\$105,098.38	\$105,098.38	Gilbane Building Company
Fernway Abatement Oversight	Fernway	Building	6/12/2019	9620	\$41,536.25	\$41,536.25	\$41,536.25	Electro-Analytical, Inc
FE Park/Playground Recording Costs	Fernway	F&E	6/20/2019	9620	\$315.50	\$315.50	\$315.50	Chicago Title Insurance Co
Project Management Services	Fernway	Building	7/3/2019	9620	\$8,273.34	\$8,273.34	\$8,273.34	Cleora Management
Fernway Fire Renovation	Fernway	Building	7/18/2019	9620	\$168,282.78	\$168,282.78	\$168,282.78	Gilbane Building Company
Permit for Remodel & Addition	Fernway	Building	7/24/2019	9620	\$41,167.91	\$41,167.91	\$41,167.91	City of Shaker Heights
Fernway Fire Renovation	Fernway	Building	7/25/2019	9620	\$674,792.29	\$674,792.29	\$674,792.29	Gilbane Building Company
Professional Design Services	Fernway	Building	7/31/2019	9620	\$171,509.13	\$171,509.13	\$171,509.13	Van Auken Akins Architects LLC
Fernway Building Enhancements	Fernway	Building	8/23/2019	9620	\$27.84	\$27.84	\$27.84	Van Auken Akins Architects LLC
Fernway Building Renovation	Fernway	Building	8/23/2019	9620	\$39,080.35	\$39,080.35	\$39,080.35	Van Auken Akins Architects LLC
Fernway Building Enhancements	Fernway	Building	8/30/2019	9620	\$1,600.86	\$1,600.86	\$1,600.86	Van Auken Akins Architects LLC
Fernway Building Renovation	Fernway	Building	8/30/2019	9620	\$26,730.20	\$26,730.20	\$26,730.20	Van Auken Akins Architects LLC
Fernway Building Enhancements	Fernway	Building	8/30/2019	9620	\$9,577.24	\$9,577.24	\$9,577.24	Van Auken Akins Architects LLC
Fernway Building Renovation	Fernway	Building	8/30/2019	9620	\$3,586.00	\$3,586.00	\$3,586.00	Cleora Management
Fernway Building Renovation	Fernway	Building	8/30/2019	9620	\$1,389,695.15	\$1,389,695.15	\$1,389,695.15	Gilbane Building Company
Temporary Electrical Services Installation	Fernway	Building	9/20/2019	9620	\$9,815.97	\$9,815.97	\$9,815.97	Illuminating Co.
Permanent Electrical Services Installation	Fernway	Building	9/30/2019	9620	\$12,228.56	\$12,228.56	\$12,228.56	Illuminating Co.
Fernway Building Enhancements	Fernway	Building	9/30/2019	9620	\$15,416.04	\$15,416.04	\$15,416.04	Van Auken Akins Architects LLC
Construction projects Adjustment	District	Building	9/30/2019	9620	(\$1,882,943.76)	(\$1,882,943.76)	(\$1,882,943.76)	Gilbane Building Company
Fernway Building Renovation	Fernway	Building	10/3/2019	9620	\$1,764.13	\$1,764.13	\$1,764.13	Cleora Management
Fernway Building Renovation	Fernway	Building	10/21/2019	9620	\$381,876.32	\$381,876.32	\$381,876.32	Gilbane Building Company
Fernway Building Renovation	Fernway	Building	10/22/2019	9620	\$1,673.38	\$1,673.38	\$1,673.38	Cleora Management
Fernway Building Renovation	Fernway	Building	10/29/2019	9620	\$33,119.62	\$33,119.62	\$33,119.62	Van Auken Akins Architects LLC
Fernway Building Enhancements	Fernway	Building	10/31/2019	9620	\$10,141.42	\$10,141.42	\$10,141.42	Van Auken Akins Architects LLC
Fernway Building Renovation	Fernway	Building	10/31/2019	9620	\$982,455.58	\$982,455.58	\$982,455.58	Gilbane Building Company
Fernway Building Renovation	Fernway	Building	11/26/2019	9620	\$1,430,056.30	\$1,430,056.30	\$1,430,056.30	Gilbane Building Company
Testing and Inspection	Fernway	Building	11/30/2019	9620	\$2,803.00	\$2,803.00	\$2,803.00	Professional Service Industries
Fernway Building Renovation	Fernway	Building	11/30/2019	9620	\$9,500.09	\$9,500.09	\$9,500.09	Van Auken Akins Architects LLC
Fernway Building Enhancements	Fernway	Building	11/30/2019	9620	\$4.75	\$4.75	\$4.75	Van Auken Akins Architects LLC
Fernway Building Renovation	Fernway	Building	12/17/2019	9620	\$1,245,228.95	\$1,245,228.95	\$1,245,228.95	Gilbane Building Company
Fernway Building Renovation	Fernway	Building	12/6/2019	9620	\$2,360.88	\$2,360.88	\$2,360.88	Cleora Management

OTHER

PROJECT December 31 2018	BUILDING	Land, Building Vehicles, F&E	CHECK DATE	SPECIAL COST CENTER	ESTIMATED COST	ACTUAL COST MTD	ACTUAL COST TO DATE	CONTRACTOR/ VENDOR
Fernway Building Renovation	Fernway	Building	12/20/2019	9620	\$3,528.26	\$3,528.26	\$3,528.26	Cleora Management
Fernway Building Enhancements	Fernway	Building	1/31/2020	9620	\$10,171.88	\$10,171.88	\$10,171.88	Van Auken Akins Architects LLC
Fernway Building Renovation	Fernway	Building	1/31/2020	9620	\$4,792.86	\$4,792.86	\$4,792.86	Van Auken Akins Architects LLC
Fernway Building Renovation	Fernway	Building	1/31/2020	9620	\$1,490.00	\$1,490.00	\$1,490.00	Professional Service Industries
Fernway Building Renovation	Fernway	Building	1/31/2020	9620	\$4,800.08	\$4,800.08	\$4,800.08	Van Auken Akins Architects LLC
Fernway Building Enhancements	Fernway	Building	1/31/2020	9620	\$3,218.94	\$3,218.94	\$3,218.94	Van Auken Akins Architects LLC
Fernway Building Renovation	Fernway	Building	1/21/2020	9620	\$2,921.88	\$2,921.88	\$2,921.88	Cleora Management
Fernway Building Renovation	Fernway	Building	1/21/2020	9620	\$1,286,085.68	\$1,286,085.68	\$1,286,085.68	Gilbane Building Company
Fernway Building Renovation	Fernway	Building	2/28/2020	9620	\$28,596.20	\$28,596.20	\$28,596.20	Van Auken Akins Architects LLC
Fernway Building Renovation	Fernway	Building	2/28/2020	9620	\$4,678.26	\$4,678.26	\$4,678.26	Cleora Management
Fernway Building Renovation	Fernway	Building	2/28/2020	9620	\$1,124,474.48	\$1,124,474.48	\$1,124,474.48	Gilbane Building Company
Fernway Building Renovation	Fernway	Building	3/31/2020	9620	\$963,310.53	\$963,310.53	\$963,310.53	Gilbane Building Company
Project Management Services	Fernway	Building	3/31/2020	9620	\$8,926.50	\$8,926.50	\$8,926.50	Cleora Management
Water Department Permits	Fernway	Building	3/31/2020	9620	\$2,645.00	\$2,645.00	\$2,645.00	City of Cleveland
Reinstall AT&T Facilities	Fernway	F&E	4/30/2020	9620	\$18,467.42	\$18,467.42	\$18,467.42	AT&T
Fernway Building Renovation	Fernway	Building	4/30/2020	9620	\$8,568.15	\$8,568.15	\$8,568.15	Van Auken Akins Architects LLC
Fernway Building Enhancements	Fernway	Building	4/30/2020	9620	\$4,681.25	\$4,681.25	\$4,681.25	Van Auken Akins Architects LLC
Fernway Building Renovation	Fernway	Building	4/30/2020	9620	\$1,606,656.76	\$1,606,656.76	\$1,606,656.76	Gilbane Building Company
Project Management Services	Fernway	Building	4/30/2020	9620	\$9,979.75	\$9,979.75	\$9,979.75	Cleora Management
Testing and Inspection	Fernway	Building	5/20/2020	9620	\$555.73	\$555.73	\$555.73	Professional Service Industries
Fernway Building Renovation	Fernway	Building	5/29/2020	9620	\$4,678.00	\$4,678.00	\$4,678.00	Van Auken Akins Architects LLC
Fernway Building Enhancements	Fernway	Building	5/29/2020	9620	\$8,484.85	\$8,484.85	\$8,484.85	Van Auken Akins Architects LLC
Fernway Building Renovation	Fernway	Building	5/31/2020	9620	\$2,356,703.27	\$2,356,703.27	\$2,356,703.27	Gilbane Building Company
Project Management Services	Fernway	Building	5/31/2020	9620	\$12,626.62	\$12,626.62	\$12,626.62	Cleora Management
Testing and Inspection	Fernway	Building	6/19/2020	9620	\$106.66	\$106.66	\$106.66	Professional Service Industries
Fernway Building Renovation	Fernway	Building	6/30/2020	9620	\$10,157.29	\$10,157.29	\$10,157.29	Van Auken Akins Architects LLC
Fernway Building Enhancements	Fernway	Building	6/30/2020	9620	\$2,764.00	\$2,764.00	\$2,764.00	Van Auken Akins Architects LLC
Fernway Building Renovation	Fernway	Building	6/30/2020	9620	\$1,440,337.94	\$1,440,337.94	\$1,440,337.94	Gilbane Building Company
Project Management Services	Fernway	Building	6/30/2020	9620	\$13,843.50	\$13,843.50	\$13,843.50	Cleora Management
Testing and Inspection	Fernway	Building	6/30/2020	9620	\$130.87	\$130.87	\$130.87	Professional Service Industries
Testing and Inspection	Fernway	Building	7/31/2020	9620	\$4,555.00	\$4,555.00	\$4,555.00	Professional Service Industries
Project Management Services	Fernway	Building	7/31/2020	9620	\$14,976.50	\$14,976.50	\$14,976.50	Cleora Management
Fernway Building Renovation	Fernway	Building	7/31/2020	9620	\$903,410.70	\$903,410.70	\$903,410.70	Gilbane Building Company
Fernway Building Renovation	Fernway	Building	7/31/2020	9620	\$10,394.19	\$10,394.19	\$10,394.19	Van Auken Akins Architects LLC
Fernway Building Enhancements	Fernway	Building	7/31/2020	9620	\$2,764.00	\$2,764.00	\$2,764.00	Van Auken Akins Architects LLC
Project Management Services	Fernway	Building	8/31/2020	9620	\$14,414.12	\$14,414.12	\$14,414.12	Cleora Management
Fernway Building Renovation	Fernway	Building	8/31/2020	9620	\$462,039.29	\$462,039.29	\$462,039.29	Gilbane Building Company
Fernway Building Renovation	Fernway	Building	8/31/2020	9620	\$9,960.62	\$9,960.62	\$9,960.62	Van Auken Akins Architects LLC
Fernway Building Enhancements	Fernway	Building	8/31/2020	9620	\$5,791.91	\$5,791.91	\$5,791.91	Van Auken Akins Architects LLC
Fernway Building Renovation	Fernway	Building	9/30/2020	9620	\$8,654.98	\$8,654.98	\$8,654.98	Van Auken Akins Architects LLC
Project Management Services	Fernway	Building	9/30/2020	9620	\$4,479.75	\$4,479.75	\$4,479.75	Cleora Management
Testing and Inspection Refund	Fernway	Building	10/31/2020	9620	(\$2,948.00)	(\$2,948.00)	(\$2,948.00)	Professional Service Industries
Fernway Building Renovation	Fernway	Building	11/3/2020	9620	\$6,611.25	\$6,611.25	\$6,611.25	Van Auken Akins Architects LLC
Project Management Services	Fernway	Building	1/31/2021	9620	\$3,564.00	\$3,564.00	\$3,564.00	Cleora Management
Project Management Services	Fernway	Building	2/23/2021	9620	\$4,581.62	\$4,581.62	\$4,581.62	Cleora Management

OTHER

PROJECT December 31 2018	BUILDING	Land, Building Vehicles, F&E	CHECK DATE	SPECIAL COST CENTER	ESTIMATED COST	ACTUAL COST MTD	ACTUAL COST TO DATE	CONTRACTOR/ VENDOR
Fernway Building Renovation	Fernway	Building	2/23/2021	9620	\$147,097.95	\$147,097.95	\$147,097.95	Gilbane Building Company
Correct Pay Apps	District	Building	2/28/2021	9400	\$539,943.34	\$539,943.34	\$539,943.34	Gilbane Building Company
Civil & Landscaping Services	Fernway	Land Imp.	4/30/2021	9620	\$1,916.00	\$1,916.00	\$1,916.00	Van Auken Akins Architects LLC
Fernway Building Renovation	Fernway	Building	5/21/2021	9620	\$93,463.07	\$93,463.07	\$93,463.07	Gilbane Building Company
Bond/FE Projects Correction	Fernway	Building	6/22/2021	9620	\$5,270.31	\$5,270.31	\$5,270.31	Van Auken Akins Architects LLC
Fernway Building Renovation	Fernway	Building	6/30/2021	9620	\$24,121.59	\$24,121.59	\$24,121.59	Gilbane Building Company
Bond Projects Adj	District	Building	6/30/2021	9620	(\$447,358.74)	(\$447,358.74)	(\$447,358.74)	Gilbane Building Company
Bond Projects Adj	District	Building	6/30/2021	9620	(\$48,385.64)	(\$48,385.64)	(\$48,385.64)	Gilbane Building Company
AASL FY21 Library Grant								
Library Purchases for FE	Fernway	F&E	10/30/2020	9121	\$10,213.31	\$10,213.31	\$10,213.31	Follett Library Resources
Library Purchases for FE	Fernway	F&E	11/30/2020	9121	\$2,909.59	\$2,909.59	\$2,909.59	Follett Library Resources
Library Purchases for FE	Fernway	F&E	12/31/2020	9121	\$250.52	\$250.52	\$250.52	Follett Library Resources
Library Purchases for FE	Fernway	F&E	1/15/2021	9121	\$9.75	\$9.75	\$9.75	Follett Library Resources
Library Purchases for FE	Fernway	F&E	2/19/2021	9121	\$1,485.63	\$1,485.63	\$1,485.63	Follett Library Resources
Print Purchases for FE	Fernway	F&E	3/12/2021	9121	\$2,496.25	\$2,496.25	\$2,496.25	Follett Library Resources
Print Purchases for FE	Fernway	F&E	3/16/2021	9121	\$427.05	\$427.05	\$427.05	Follett Library Resources
Print Purchases for FE	Fernway	F&E	5/17/2021	9121	\$423.60	\$423.60	\$423.60	Follett Library Resources
Print Purchases for FE	Fernway	F&E	5/21/2021	9121	\$58.26	\$58.26	\$58.26	Follett Library Resources
Print Purchases for FE	Fernway	F&E	9/30/2021	9121	\$1,413.40	\$1,413.40	\$1,413.40	Follett Library Resources
Print Purchases for FE	Fernway	F&E	12/15/2021	9121	\$312.64	\$312.64	\$312.64	Follett Library Resources
Total Non-Bond - Other							\$31,410,791.82	

T# - Vehicle Trade In Reference

**NON-BOND SOURCES
SSF PROJECTS**

PROJECT December 31 2018	BUILDING	Land, Building Vehicles, F&E	CHECK DATE	SPECIAL COST CENTER	ESTIMATED COST	ACTUAL COST MTD	ACTUAL COST TO DATE	CONTRACTOR/ VENDOR
Peter's Garden								
excavation, furnishings, irrigation & landscaping	Onaway	Land Impr	11/14/2005	9164	\$106,007.28	\$106,007.28	\$106,007.28	Vizmeg Landscape Inc.
correction to SSF share for P's Garden	Onaway	Land Impr	6/30/2006	9164	(\$702.00)	(\$702.00)	(\$702.00)	transfer to nonbond fund SCC 9150
site improvement landscaping	Onaway	Land Impr	1/13/2006	9164	\$2,685.12	\$2,685.12	\$2,685.12	Vizmeg Landscape Inc.
site improvement landscaping	Onaway	Land Impr	1/27/2006	9164	\$5,485.60	\$5,485.60	\$5,485.60	Vizmeg Landscape Inc.
School Technology Projects								
reimbursement for 2 projectors	District	9165	6/30/2006	9165	\$1,688.00	\$1,688.00	\$1,688.00	reimb to District (SMART Ed Serv)
reimb for installation of 2 Smart bds	High School	F&E	6/30/2006	9165	\$3,007.00	\$3,007.00	\$3,007.00	reimb to District (SMART Ed Serv)
R&W contribtn for 12 flat monitors	Fernway	F&E	6/30/2006	9165	\$1,200.00	\$1,200.00	\$1,200.00	reimb to District (Dell Comp)
R&W contribtn for TV installations	Mercer	F&E	8/26/2006	9165	\$2,800.00	\$2,800.00	\$2,800.00	reimb to District (labor costs)
partial reimbursemnt for 4 projectors*	District	F&E	6/30/2006	9165	\$1,936.00	\$1,936.00	\$1,936.00	reimbursement to District
R&W contribtn toward 4 projectors*	District	F&E	6/30/2006	9165	\$1,259.05	\$1,259.05	\$1,259.05	reimbursement to District
R&W contribtn for 22 computers*	Middle School	F&E	6/30/2006	9165	\$19,584.00	\$19,584.00	\$19,584.00	reimbursement to District
R&W contribtn for 10 computers*	Lomond	F&E	7/18/2006	9165	\$9,546.00	\$9,546.00	\$9,546.00	reimb to District (Dell Comp)
R&W contribtn for sound system	Boulevard	F&E	5/19/2007	9165	\$389.00	\$389.00	\$389.00	reimbursement to District
R&W contribtn - projector & lamp	Boulevard	F&E	5/19/2007	9165	\$789.00	\$789.00	\$789.00	reimbursement to District
R&W contribtn for sound system	Fernway	F&E	5/19/2007	9165	\$389.00	\$389.00	\$389.00	reimbursement to District
R&W contribtn-2 projectors & lamps	Fernway	F&E	5/19/2007	9165	\$2,075.09	\$2,075.09	\$2,075.09	reimbursement to District
R&W contribtn-auditorium computer	Woodbury	F&E	5/19/2007	9165	\$726.00	\$726.00	\$726.00	reimbursement to District
Computer paid by SSF	Lomond	F&E	3/15/2008	9165	\$1,025.00	\$1,025.00	\$1,025.00	Shaker Schools Foundation
Computer paid by SSF	Lomond	F&E	3/15/2008	9165	\$2,694.00	\$2,694.00	\$2,694.00	Shaker Schools Foundation
construction documents-auditorium	Woodbury	Building	7/31/2006	9162	\$927.05	\$927.05	\$927.05	City Architecture
construction documents-auditorium	Woodbury	Building	12/20/2006	9162	\$1,414.73	\$1,414.73	\$1,414.73	City Architecture
Computer and Sound Equipment	District	F&E	10/31/2008	9167	\$26,278.98	\$26,278.98	\$26,278.98	Simon Technology Solutions
Sound System for Choir Room	High School	F&E	11/26/2008	9167	\$2,340.00	\$2,340.00	\$2,340.00	Sound Solutions
Installation labor	Onaway	F&E	1/9/2009	9167	\$1,057.50	\$1,057.50	\$1,057.50	Simon Technology Solutions
Installation labor	Boulevard	F&E	1/9/2009	9167	\$1,527.50	\$1,527.50	\$1,527.50	Simon Technology Solutions
Computer and Sound Equipment	District	F&E	3/6/2009	9167	\$46,360.61	\$46,360.61	\$46,360.61	Smart Ed. Services
Adjust coding - SmartBoard/Projector	District	F&E	4/29/2009	9167	\$4,658.00	\$4,658.00	\$4,658.00	Transfer from Technology
Adjust coding - Camera	District	F&E	4/29/2009	9167	\$636.00	\$636.00	\$636.00	Transfer from Technology
Distance learning equipment	District	F&E	7/24/2009	9167	\$3,003.48	\$3,003.48	\$3,003.48	Wide Area Media
Smartboards-ME, WO	District	F&E	5/28/2010	9167	\$6,265.00	\$6,265.00	\$6,265.00	Smart Ed. Services
Lecture Podium and Flag Poles	District	F&E	6/30/2010	9165	\$1,055.00	\$1,055.00	\$1,055.00	Shaker Schools Foundation
Smartboards-BO	Boulevard	F&E	8/5/2010	9167	\$7,589.00	\$7,589.00	\$7,589.00	Smart Ed. Services
Havorka-Laptop	District	F&E	9/30/2010	9165	\$1,200.00	\$1,200.00	\$1,200.00	Shaker Schools Foundation
Netbooks-MS	Middle School	F&E	9/30/2010	9167	\$1,055.70	\$1,055.70	\$1,055.70	Shaker Schools Foundation
Smartboards	District	F&E	9/30/2010	9167	\$18,180.00	\$18,180.00	\$18,180.00	Shaker Schools Foundation
Smartboards-ON	Onaway	F&E	9/30/2010	9167	\$3,134.00	\$3,134.00	\$3,134.00	Shaker Schools Foundation
Adjust Coding-Sound System	Onaway	F&E	6/6/2011	9167	\$1,588.00	\$1,588.00	\$1,588.00	Transfer from Technology
Adjust Coding-Poster Printer	Boulevard	F&E	6/6/2011	9167	\$1,682.50	\$1,682.50	\$1,682.50	Transfer from Technology
Adjust Coding-Small Aud Projector	High School	F&E	6/20/2011	9167	\$6,934.00	\$6,934.00	\$6,934.00	Transfer from Technology
Adjust Coding-Phys Ed Projector	Middle School	F&E	6/20/2011	9167	\$640.00	\$640.00	\$640.00	Transfer from Technology

Lar

SSF PROJECTS

PROJECT December 31 2018	BUILDING	Land, Building Vehicles, F&E	CHECK DATE	SPECIAL COST CENTER	ESTIMATED COST	ACTUAL COST MTD	ACTUAL COST TO DATE	CONTRACTOR/ VENDOR
Smartboard and Installation	Woodbury	F&E	8/30/2011	9167	\$9,500.00	\$9,500.00	\$9,500.00	Smart Ed. Services
Adjust Coding-Smartboard	High School	F&E	8/31/2011	9167	\$1,649.00	\$1,649.00	\$1,649.00	Transfer from Technology
Adjust Coding-Dell Netbook	High School	F&E	8/31/2011	9167	\$5,195.25	\$5,195.25	\$5,195.25	Transfer from Technology
Adjust Coding-Smartboards	District	F&E	10/31/2011	9167	\$24,308.00	\$24,308.00	\$24,308.00	Transfer from Technology
Adjust Coding-Dell Computers	District	F&E	10/31/2011	9167	\$9,350.00	\$9,350.00	\$9,350.00	Transfer from Technology
Laptop Cart	Middle School	F&E	10/27/2011	9167	\$1,201.20	\$1,201.20	\$1,201.20	Spectrum Industries
Smartboard and Installation	Middle School	F&E	11/11/2011	9167	\$1,802.00	\$1,802.00	\$1,802.00	Smart Ed. Services
Dell Laptop	Middle School	F&E	11/17/2011	9167	\$3,450.00	\$3,450.00	\$3,450.00	Dell Computer
Smartboards and Installation	Fernway	F&E	4/30/2012	9167	\$8,625.00	\$8,625.00	\$8,625.00	Dell Computer
Portable Document Camera	District	F&E	5/4/2012	9167	\$579.00	\$579.00	\$579.00	Easy Graphics Corp.
iPads and AppleCare	District	F&E	6/8/2012	9167	\$1,143.99	\$1,143.99	\$1,143.99	Apple Inc.
iPad and AppleCare	Middle School	F&E	7/11/2012	9167	\$598.00	\$598.00	\$598.00	Apple Inc.
AverVision Document Camera	Onaway	F&E	9/13/2012	9167	\$1,757.00	\$1,757.00	\$1,757.00	Easy Graphics Corp.
Smartboard and Installation	Middle School	F&E	9/20/2012	9167	\$3,586.00	\$3,586.00	\$3,586.00	Smart Ed. Services
Document Camera	Mercer	F&E	10/25/2012	9167	\$1,096.00	\$1,096.00	\$1,096.00	Easy Graphics Corp.
Smartboards and Installation	District	F&E	11/15/2012	9167	\$16,476.00	\$16,476.00	\$16,476.00	Smart Ed. Services
Turning Point NXT 26	Woodbury	F&E	11/29/2012	9167	\$8,586.95	\$8,586.95	\$8,586.95	Easy Graphics Corp.
Document Camera	Mercer	F&E	12/27/2012	9167	\$1,645.00	\$1,645.00	\$1,645.00	Easy Graphics Corp.
OptiPlex 790 Desktop PC	Boulevard	F&E	1/18/2013	9167	\$11,763.75	\$11,763.75	\$11,763.75	Dell Computer
Document Camera	Mercer	F&E	2/21/2013	9167	\$1,645.00	\$1,645.00	\$1,645.00	Easy Graphics Corp.
Document Camera	Mercer	F&E	3/28/2013	9167	\$552.00	\$552.00	\$552.00	Easy Graphics Corp.
Document Camera	High School	F&E	4/30/2013	9167	\$1,257.52	\$1,257.52	\$1,257.52	CDW*Government
Photoshop License	District	F&E	4/11/2013	9167	\$320.02	\$320.02	\$320.02	CDW*Government
Electronic Equipment	District	F&E	5/31/2013	9167	\$7,372.00	\$7,372.00	\$7,372.00	Schoolhouse Electronics, LLC
Document Camera	Mercer	F&E	7/31/2013	9167	\$1,674.00	\$1,674.00	\$1,674.00	Easy Graphics Corp.
License & Development Plan	Woodbury	F&E	8/22/2013	9167	\$2,715.00	\$2,715.00	\$2,715.00	Easy Graphics Corp.
Turning Point Set & Doc Camera	District	F&E	9/19/2013	9167	\$7,359.20	\$7,359.20	\$7,359.20	Easy Graphics Corp.
Smartboards	Middle School	F&E	9/19/2013	9167	\$7,945.00	\$7,945.00	\$7,945.00	Tierney Brothers, Inc
Document Camera	Onaway	F&E	9/26/2013	9167	\$1,178.00	\$1,178.00	\$1,178.00	Easy Graphics Corp.
Adjust Coding-Artboards	District	F&E	9/22/2013	9167	\$3,618.77	\$3,618.77	\$3,618.77	Transfer from Technology
Smartboard Installation	Middle School	F&E	10/9/2013	9167	\$1,610.00	\$1,610.00	\$1,610.00	Tierney Brothers, Inc
Document Camera	Onaway	F&E	11/8/2013	9167	\$579.00	\$579.00	\$579.00	Easy Graphics Corp.
Document Camera	Onaway	F&E	11/14/2013	9167	\$594.00	\$594.00	\$594.00	Easy Graphics Corp.
3D Printer	High School	F&E	11/14/2013	9167	\$2,627.19	\$2,627.19	\$2,627.19	Makerbot Industries
Hardware Support	Woodbury	F&E	12/19/2013	9167	\$1,275.00	\$1,275.00	\$1,275.00	CDW*Government
Document Camera	Onaway	F&E	12/31/2013	9167	\$1,181.50	\$1,181.50	\$1,181.50	Easy Graphics Corp.
Laptop Cart	Woodbury	F&E	12/13/2013	9167	\$9,190.79	\$9,190.79	\$9,190.79	CDW*Government
Electronic Equipment	Middle School	F&E	12/13/2013	9167	\$2,580.00	\$2,580.00	\$2,580.00	Schoolhouse Electronics, LLC
Digital Camera	Mercer	F&E	1/24/2014	9167	\$273.95	\$273.95	\$273.95	Amazon.com
Smartboard and Installation	High School	F&E	1/17/2014	9167	\$1,821.00	\$1,821.00	\$1,821.00	Tierney Brothers, Inc
HP Care Pack Hardware Support	Mercer	F&E	6/30/2014	9167	\$2,669.05	\$2,669.05	\$2,669.05	CDW*Government
Computer Equipment & Warranty	Fernway	F&E	7/31/2014	9167	\$11,925.44	\$11,925.44	\$11,925.44	CDW*Government
iPad Mini and AppleCare	Onaway	F&E	11/20/2014	9167	\$2,868.00	\$2,868.00	\$2,868.00	Apple Inc.
Document Cameras	Onaway	F&E	12/11/2014	9167	\$1,194.00	\$1,194.00	\$1,194.00	Easy Graphics Corp.
Smartboards and Service	Woodbury	F&E	12/29/2014	9167	\$4,198.50	\$4,198.50	\$4,198.50	Tierney Brothers, Inc

SSF PROJECTS

PROJECT December 31 2018	BUILDING	Land, Building Vehicles, F&E	CHECK DATE	SPECIAL COST CENTER	ESTIMATED COST	ACTUAL COST MTD	ACTUAL COST TO DATE	CONTRACTOR/ VENDOR
Smartboards	Mercer	F&E	1/22/2015	9167	\$2,198.00	\$2,198.00	\$2,198.00	Tierney Brothers, Inc
Smartboard Mount	Mercer	F&E	2/23/2015	9167	\$349.00	\$349.00	\$349.00	Tierney Brothers, Inc
Smartboard Mount and Service	Mercer	F&E	4/16/2015	9167	\$760.00	\$760.00	\$760.00	Tierney Brothers, Inc
Document Camera	Middle School	F&E	5/21/2015	9167	\$2,725.00	\$2,725.00	\$2,725.00	Easy Graphics Corp.
Digital Cameras and Flash Drives	Lomond	F&E	10/10/2015	9167	\$2,439.60	\$2,439.60	\$2,439.60	Amazon.com
Document Cameras	District	F&E	11/30/2015	9167	\$842.00	\$842.00	\$842.00	Easy Graphics Corp.
Projector, equipment & installation	Onaway	F&E	12/10/2015	9167	\$2,855.17	\$2,855.17	\$2,855.17	Tierney Brothers, Inc
Chromebooks	District	F&E	4/30/2016	9167	\$65,044.00	\$65,044.00	\$65,044.00	CDW*Government
Chromebooks	District	F&E	6/30/2016	9167	\$8,999.98	\$8,999.98	\$8,999.98	CDI Computer Dealers Inc
Charging Station	Boulevard	F&E	9/15/2016	9167	\$1,639.62	\$1,639.62	\$1,639.62	School Outfitters
Chromebooks	District	F&E	11/10/2016	9167	\$23,340.04	\$23,340.04	\$23,340.04	CDI Computer Dealers Inc
Smartboard and mount	Mercer	F&E	11/10/2016	9167	\$538.00	\$538.00	\$538.00	Tierney Brothers, Inc
Sound System	Woodbury	F&E	12/8/2016	9167	\$2,198.00	\$2,198.00	\$2,198.00	Tierney Brothers, Inc
Smartboard	Mercer	F&E	12/8/2016	9167	\$1,479.00	\$1,479.00	\$1,479.00	Tierney Brothers, Inc
Software Licenses	Mercer	F&E	2/28/2017	9167	\$989.55	\$989.55	\$989.55	Learning A-Z
Pugmill-Clay Machine	Woodbury	F&E	5/4/2017	9167	\$4,499.00	\$4,499.00	\$4,499.00	Sheffield Pottery
Zing Laser Cutter	Middle School	F&E	6/29/2017	9167	\$3,563.72	\$3,563.72	\$3,563.72	Buckeye Educational Systems
Correction of prior period expense		F&E	12/31/2017	9165	\$94,742.74	\$94,742.74	\$94,742.74	Move exp from SCC 9150
Correction of prior period expense		F&E	12/31/2017	9167	\$33,244.34	\$33,244.34	\$33,244.34	Move exp from SCC 9150
iPad cases for HS Music	High School	F&E	3/10/2018	9167	\$161.92	\$161.92	\$161.92	Amazon.com
iPad and AppleCare	High School	F&E	4/13/2018	9167	\$1,194.00	\$1,194.00	\$1,194.00	Apple Inc.
iPad reimbursement	Boulevard	F&E	5/11/2018	9167	(\$135.00)	(\$135.00)	(\$135.00)	SSF Grant
iPad and AppleCare	Boulevard	F&E	6/12/2018	9167	\$378.00	\$378.00	\$378.00	Apple Inc.
Newsela Subscription	Woodbury	F&E	11/29/2018	9167	\$3,000.00	\$3,000.00	\$3,000.00	Newsela, Inc
Computer for Art Room	High School	F&E	1/11/2019	9167	\$1,185.97	\$1,185.97	\$1,185.97	Dell Computer
Cables for Art Room Computer	High School	F&E	1/17/2019	9167	\$874.21	\$874.21	\$874.21	Cable Communications
Read & Write Subscription	District	F&E	2/28/2019	9167	\$12,176.80	\$12,176.80	\$12,176.80	Textheld, Inc.
OptiPlex Desktop Computers	High School	F&E	7/31/2019	9167	\$2,000.57	\$2,000.57	\$2,000.57	Dell Computer
eSports Club Equipment	High School	F&E	9/10/2019	9167	\$844.88	\$844.88	\$844.88	Microcenter
eSports Club Equipment	High School	F&E	10/10/2019	9167	\$466.97	\$466.97	\$466.97	Amazon.com
3D Printer	High School	F&E	11/30/2019	9167	\$5,001.26	\$5,001.26	\$5,001.26	Form Labs, Inc
3D Printer Software	High School	F&E	12/10/2019	9167	\$585.00	\$585.00	\$585.00	Robert McNeel & Associates
Art iPads	High School	F&E	12/10/2019	9167	\$2,438.94	\$2,438.94	\$2,438.94	Amazon.com
SAM labs	Mercer	F&E	2/28/2020	9167	\$3,798.00	\$3,798.00	\$3,798.00	SAM labs Inc.
iPod Touch & Applecare	Woodbury	F&E	2/28/2020	9167	\$3,870.00	\$3,870.00	\$3,870.00	Apple Inc.
iPad cases	Woodbury	F&E	3/31/2020	9167	\$134.70	\$134.70	\$134.70	Apple Inc.
Dell Laptop	High School	F&E	3/31/2020	9167	\$36,118.00	\$36,118.00	\$36,118.00	Dell Computer
Hot Spot-COVID-19	District	F&E	6/30/2020	9167	\$20,755.00	\$20,755.00	\$20,755.00	Sprint
Dell Laptop-Reclassify	High School	F&E	6/30/2020	9167	(\$36,118.00)	(\$36,118.00)	(\$36,118.00)	Dell Computer
Applecare for schools	District	F&E	11/30/2020	9167	\$545.00	\$545.00	\$545.00	Apple Inc.
iPad cases	High School	F&E	12/30/2020	9167	\$384.55	\$384.55	\$384.55	Amazon.com
iPads	High School	F&E	1/15/2021	9167	\$1,995.00	\$1,995.00	\$1,995.00	Apple Inc.
HS Weight Room Equipment	High School	F&E	4/30/2021	9167	\$2,208.00	\$2,208.00	\$2,208.00	Dynamic Fitness & Strength LLC
iMac's & iPads	High School	F&E	8/31/2021	9167	\$5,251.00	\$5,251.00	\$5,251.00	Apple Inc.
Dash Robots-Design lab	Lomond	F&E	11/10/2021	9167	\$3,599.76	\$3,599.76	\$3,599.76	Wonder Workshop

SSF PROJECTS

PROJECT December 31 2018	BUILDING	Land, Building Vehicles, F&E	CHECK DATE	SPECIAL COST CENTER	ESTIMATED COST	ACTUAL COST MTD	ACTUAL COST TO DATE	CONTRACTOR/ VENDOR
Design Lab	Lomond	F&E	11/10/2021	9167	\$2,499.00	\$2,499.00	\$2,499.00	Tangible Play
iPad Case-Design Lab	Boulevard	F&E	11/30/2021	9167	\$309.50	\$309.50	\$309.50	UZBL
Techtub-Design lab	Boulevard	F&E	11/30/2021	9167	\$345.00	\$345.00	\$345.00	Tierney Brothers, Inc
Design Lab / STEM Kits	Boulevard	F&E	11/30/2021	9167	\$139.99	\$139.99	\$139.99	Amazon.com
Design Lab / STEM Kits	Boulevard	F&E	11/30/2021	9167	\$536.65	\$536.65	\$536.65	Elenco Electronics
Design Lab / STEM Kits	Boulevard	F&E	11/30/2021	9167	\$708.01	\$708.01	\$708.01	Makey Makey
Design Lab / STEM Kits	Boulevard	F&E	11/30/2021	9167	\$3,160.00	\$3,160.00	\$3,160.00	Strawbees STEAM
Design Lab	Lomond	F&E	12/10/2021	9167	\$1,509.00	\$1,509.00	\$1,509.00	CDW
iPad Apps	Lomond	F&E	12/29/2021	9167	\$49.80	\$49.80	\$49.80	American Express
Lego Edu / Design Lab	Boulevard	F&E	12/29/2021	9167	\$1,099.80	\$1,099.80	\$1,099.80	American Express
Design Lab	Lomond	F&E	12/10/2021	9167	\$6,310.40	\$6,310.40	\$6,310.40	Tierney Brothers, Inc
Design Lab	Boulevard	F&E	12/10/2021	9167	\$6,310.38	\$6,310.38	\$6,310.38	Tierney Brothers, Inc
iPads / Design Lab	Boulevard	F&E	12/31/2021	9167	\$4,030.00	\$4,030.00	\$4,030.00	Apple Inc.
iPads / Design Lab	Lomond	F&E	12/31/2021	9167	\$6,070.00	\$6,070.00	\$6,070.00	Apple Inc.
iPad Cases	Boulevard	F&E	1/24/2022	9167	\$39.95	\$39.95	\$39.95	Amazon.com
Design Lab	Lomond	F&E	1/28/2022	9167	\$164.85	\$164.85	\$164.85	Microcenter
Design Lab	Lomond	F&E	1/31/2022	9167	(\$21,482.80)	(\$21,482.80)	(\$21,482.80)	SSF Grant
Design Lab	Boulevard	F&E	1/31/2022	9167	(\$14,570.59)	(\$14,570.59)	(\$14,570.59)	SSF Grant
Design Lab	Woodbury	F&E	3/29/2022	9167	\$5,916.02	\$5,916.02	\$5,916.02	Tierney Brothers, Inc
iPads / Design Lab	Fernway	F&E	5/20/2022	9167	\$8,370.00	\$8,370.00	\$8,370.00	Apple Inc.
Repair Tool Kit	High School	F&E	6/30/2022	9167	\$49.98	\$49.98	\$49.98	MicroCenter
iPads / Design Lab	Fernway	F&E	11/30/2022	9167	\$172.00	\$172.00	\$172.00	Apple Inc.
SSF Tech-Shaker's First Class								
iPads and AppleCare	District	F&E	5/20/2016	9165	\$13,460.00	\$13,460.00	\$13,460.00	Apple Inc.
iPad charging dock	District	F&E	6/20/2016	9165	\$1,203.28	\$1,203.28	\$1,203.28	CDW*Government
iPad cases	District	F&E	6/23/2016	9165	\$1,009.80	\$1,009.80	\$1,009.80	CDW*Government
Document Cameras	District	F&E	6/23/2016	9165	\$563.00	\$563.00	\$563.00	Easy Graphics Corp.
Books	District	F&E	8/25/2016	9165	\$333.98	\$333.98	\$333.98	Lakeshore Learning Materials
Books	District	F&E	9/15/2016	9165	\$132.30	\$132.30	\$132.30	DEMCO
Books	District	F&E	9/9/2016	9165	\$354.90	\$354.90	\$354.90	The Library Store, Inc
High School Large Auditorium								
SSF share of total cost	High School	Building	2/29/2008	9166	\$800,000.00	\$800,000.00	\$800,000.00	Shaker Schools Foundation
SSF share of total cost	High School	Building	7/31/2008	9166	\$70,000.00	\$70,000.00	\$70,000.00	Shaker Schools Foundation
SSF share of total cost	High School	Building	6/30/2010	9166	\$100,000.00	\$100,000.00	\$100,000.00	Shaker Schools Foundation
SSF share of total cost	High School	Building	3/31/2012	9166	\$68,125.30	\$68,125.30	\$68,125.30	SSF (10/31/2009)
Craig Stout Technology Projects								
Computer and Sound Equipment	Library	F&E	9/11/2008	9168	\$15,591.00	\$15,591.00	\$15,591.00	Easy Graphics Corp.
Document Cameras	District	F&E	11/25/2008	9168	\$2,661.08	\$2,661.08	\$2,661.08	CDW*Government Inc
Computer and Sound Equipment	District	F&E	3/6/2009	9168	\$74,777.07	\$74,777.07	\$74,777.07	Smart Ed. Services
Turning Point-Receiver, Case, Card	District	F&E	12/15/2011	9168	\$642.00	\$642.00	\$642.00	Easy Graphics Corp.
eInstruction Mobi System	High School	F&E	1/19/2012	9168	\$1,398.00	\$1,398.00	\$1,398.00	CIM Technology Solutions
Kindles**	District	F&E	12/9/2011	9168	\$594.00	\$594.00	\$594.00	Corr. Posting-From Fund 001 Tech.
Distribution of Posting**	District	F&E	3/6/2009	9168	\$3,873.00	\$3,873.00	\$3,873.00	Corr. Posting-From Fund 001 Tech.
Distribution of Posting**	District	F&E	5/22/2009	9168	\$5,097.85	\$5,097.85	\$5,097.85	Corr. Posting-From Fund 001 Tech.

SSF PROJECTS

PROJECT December 31 2018	BUILDING	Land, Building Vehicles, F&E	CHECK DATE	SPECIAL COST CENTER	ESTIMATED COST	ACTUAL COST MTD	ACTUAL COST TO DATE	CONTRACTOR/ VENDOR
High School Planetarium Project								
Planetarium Projection System	High School	F&E	6/27/2013	9164	\$86,572.50	\$86,572.50	\$86,572.50	Spitz, Inc.
Planetarium Projection System	High School	F&E	10/31/2013	9164	\$58,872.50	\$58,872.50	\$58,872.50	Spitz, Inc.
Planetarium Projection System	High School	F&E	10/31/2013	9167	\$6,000.00	\$6,000.00	\$6,000.00	Spitz, Inc.
Planetarium Projection System	High School	F&E	4/30/2014	9164	\$4,555.00	\$4,555.00	\$4,555.00	Corr. Posting-From 004-9150
HS Weight Room								
HS Weight Room Equipment	High School	F&E	2/22/2021	9165	\$131,416.67	\$131,416.67	\$131,416.67	Dynamic Fitness & Strength LLC
HS Weight Room Equipment Freight	High School	F&E	7/30/2021	9165	\$233.56	\$233.56	\$233.56	Fed Ex
HS Weight Room Equipment	High School	F&E	11/30/2021	9165	\$60,366.44	\$60,366.44	\$60,366.44	Dynamic Fitness & Strength LLC
WO Sublimation Printer								
Sublimation Printer	Woodbury	F&E	9/30/2021	9165	\$2,454.64	\$2,454.64	\$2,454.64	Conde Systems
Poster Maker & Kit	Woodbury	F&E	6/30/2022	9165	\$5,378.17	\$5,378.17	\$5,378.17	Bright White Paper
IC Digital Design lab & Studio								
Mobile Digital Design Lab	IC	F&E	3/24/2022	9165	\$9,356.92	\$9,356.92	\$9,356.92	B&H Photo
Podcasting Studio Supplies	IC	F&E	3/24/2022	9165	\$3,178.26	\$3,178.26	\$3,178.26	B&H Photo
Podcasting Studio Supplies	IC	F&E	4/19/2022	9165	\$162.00	\$162.00	\$162.00	Guitar Center
Podcasting Studio Supplies	IC	F&E	4/28/2022	9165	\$4,581.20	\$4,581.20	\$4,581.20	Guitar Center
Podcasting Studio Supplies	IC	F&E	4/30/2022	9165	\$238.96	\$238.96	\$238.96	Guitar Center
Podcasting Studio Supplies	IC	F&E	5/31/2022	9165	\$3,616.33	\$3,616.33	\$3,616.33	B&H Photo
Podcasting Studio Supplies	IC	F&E	6/30/2022	9165	(\$478.60)	(\$478.60)	(\$478.60)	Exp to Fund 001
Personalized Learning Center Donor Support								
Laptops and Projectors	PLC	F&E	6/26/2014	9315	\$3,232.93	\$3,232.93	\$3,232.93	CDW*Government
Equipment Cart and marker Board	PLC	F&E	6/26/2014	9315	\$973.28	\$973.28	\$973.28	DEMCO, Inc.
Telephones, Licenses & Equipment	PLC	F&E	6/26/2014	9315	\$9,091.00	\$9,091.00	\$9,091.00	Information Systems Integration
Computer Equipment	PLC	F&E	7/10/2014	9315	\$2,568.85	\$2,568.85	\$2,568.85	Various online stores
iPad	PLC	F&E	7/18/2014	9315	\$4,580.00	\$4,580.00	\$4,580.00	Apple Store
Computer Equipment & Service	PLC	F&E	8/22/2014	9315	\$23,629.49	\$23,629.49	\$23,629.49	CDW*Government
Furniture	PLC	F&E	8/31/2014	9315	\$36,547.91	\$36,547.91	\$36,547.91	Ohio Desk
Projection Screen Wall Brackets	PLC	F&E	8/10/2014	9315	\$24.06	\$24.06	\$24.06	CDW*Government
Flat Screen TV and Mount	PLC	F&E	8/10/2014	9315	\$939.58	\$939.58	\$939.58	Best Buy
Backpacks for IC students	PLC	F&E	9/10/2014	9315	\$900.00	\$900.00	\$900.00	Bags in Bulk
Smartboard	PLC	F&E	9/26/2014	9315	\$3,001.00	\$3,001.00	\$3,001.00	Tierney Brothers, Inc
Office Chairs	PLC	F&E	9/26/2014	9315	\$312.00	\$312.00	\$312.00	Independence Business Supply
Bronze Plaques	PLC	F&E	9/26/2014	9315	\$5,430.00	\$5,430.00	\$5,430.00	Carrollgraphics
Cable infrastructure and equipment	PLC	F&E	9/26/2014	9315	\$10,539.09	\$10,539.09	\$10,539.09	Cable Communications
Architectural Services	PLC	F&E	9/16/2014	9315	\$15,556.75	\$15,556.75	\$15,556.75	Neville Architects
Tables and Chairs	PLC	F&E	9/16/2014	9315	\$11,495.00	\$11,495.00	\$11,495.00	Contract Source Inc
Signage	PLC	F&E	10/9/2014	9315	\$206.00	\$206.00	\$206.00	Carrollgraphics
Desktop Computers	PLC	F&E	10/16/2014	9315	\$3,858.35	\$3,858.35	\$3,858.35	Chicago Micro
Tables and Chairs	PLC	F&E	10/30/2014	9315	\$2,489.54	\$2,489.54	\$2,489.54	Ohio Desk
Storage Cabinets	PLC	F&E	10/10/2014	9315	\$625.15	\$625.15	\$625.15	Independence Business Supply

SSF PROJECTS

PROJECT December 31 2018	BUILDING	Land, Building Vehicles, F&E	CHECK DATE	SPECIAL COST CENTER	ESTIMATED COST	ACTUAL COST MTD	ACTUAL COST TO DATE	CONTRACTOR/ VENDOR
Bulletin Boards	PLC	F&E	10/10/2014	9315	\$291.87	\$291.87	\$291.87	Independence Business Supply
Headphones	PLC	F&E	10/29/2014	9315	\$490.80	\$490.80	\$490.80	CDW*Government
Tables	PLC	F&E	11/6/2014	9315	\$1,818.88	\$1,818.88	\$1,818.88	Ohio Desk
Chair	PLC	F&E	11/20/2014	9315	\$312.00	\$312.00	\$312.00	Independence Business Supply
Display Integration Services	PLC	F&E	11/20/2014	9315	\$894.94	\$894.94	\$894.94	Tierney Brothers, Inc
Table	PLC	F&E	11/30/2014	9315	\$548.50	\$548.50	\$548.50	Ohio Desk
Folding Tables	PLC	F&E	12/18/2014	9315	\$496.16	\$496.16	\$496.16	Ohio Desk
File drawers	PLC	F&E	12/10/2014	9315	\$275.97	\$275.97	\$275.97	Independence Business Supply
Architectural Services	PLC	F&E	12/29/2014	9315	\$20,439.60	\$20,439.60	\$20,439.60	Neville Architects
Smartboard Warranty	PLC	F&E	1/22/2015	9315	\$69.00	\$69.00	\$69.00	Tierney Brothers, Inc
Cable infrastructure and equipment	PLC	F&E	5/31/2015	9315	(\$10,539.09)	(\$10,539.09)	(\$10,539.09)	Cable Communications
Desktop Computers	PLC	F&E	5/31/2015	9315	(\$3,858.35)	(\$3,858.35)	(\$3,858.35)	Chicago Micro
Architectural Services	PLC	F&E	5/31/2015	9315	(\$15,556.75)	(\$15,556.75)	(\$15,556.75)	Neville Architects
Architectural Services	PLC	F&E	5/31/2015	9315	(\$20,439.60)	(\$20,439.60)	(\$20,439.60)	Neville Architects
Overage on furniture	PLC	F&E	5/31/2015	9315	(\$2,343.91)	(\$2,343.91)	(\$2,343.91)	Various
Architectural Services	PLC	F&E	8/21/2015	9315	\$1,647.50	\$1,647.50	\$1,647.50	Neville Architects
Architectural Services	PLC	F&E	8/21/2015	9315	(\$1,647.50)	(\$1,647.50)	(\$1,647.50)	Neville Architects
General Projects								
Reading Books	District	F&E	6/8/2012	9182	\$975.22	\$975.22	\$975.22	Scholastic Magazines
Total SSF Projects							\$2,475,740.82	

* expense reclassified to Bond Fund from General Fund in Jan '07

** expense reclassified to SCC 9168 from General Fund in June '12

FY2018 BOND ISSUE

PROJECT	BUILDING	Land Impr., Building, Vehicles, F&E	CHECK DATE	SPECIAL COST CENTER	ESTIMATED COST	ACTUAL COST MTD	ACTUAL COST TO DATE	CONTRACTOR/ VENDOR
<u>FY18 Bond \$20.1 MM - SCC 9400</u>								
ON & HS Parking Lots	District	Land Impr.	2/16/2018	9400	\$7,643.80	\$7,643.80	\$7,643.80	Van Auken Akins Architects LLC
Professional Design Services	District	Building	3/12/2018	9400	\$210,273.14	\$210,273.14	\$210,273.14	Legat Architects, Inc
Onaway Parking Lot	Onaway	Land Impr.	4/12/2018	9400	\$21,676.55	\$21,676.55	\$21,676.55	Van Auken Akins Architects LLC
High School South Parking Lot	High School	Land Impr.	4/12/2018	9400	\$10,397.60	\$10,397.60	\$10,397.60	Van Auken Akins Architects LLC
High School Boiler	High School	F&E	4/30/2018	9400	\$92,976.80	\$92,976.80	\$92,976.80	DB Johnson Company
Elevator Renovation	High School	F&E	5/11/2018	9400	\$80,940.00	\$80,940.00	\$80,940.00	Lakeland Management Systems Inc
High School Parking Lot	High School	Land Impr.	5/11/2018	9400	\$3,083.08	\$3,083.08	\$3,083.08	Van Auken Akins Architects LLC
Onaway Parking Lot	Onaway	Land Impr.	5/11/2018	9400	\$8,475.81	\$8,475.81	\$8,475.81	Van Auken Akins Architects LLC
Construction Site Stormwater Permit	Onaway	Land Impr.	5/17/2018	9400	\$200.00	\$200.00	\$200.00	Treasurer, State of Ohio (Ohio EPA)
Facilities Improvement	District	Building	6/7/2018	9400	\$70,949.51	\$70,949.51	\$70,949.51	Legat Architects, Inc
Facilities Improvement	District	Building	6/14/2018	9400	\$70,337.52	\$70,337.52	\$70,337.52	Legat Architects, Inc
Elevator Modification	High School	F&E	6/28/2018	9400	\$45,080.00	\$45,080.00	\$45,080.00	Lakeland Management Systems Inc
High School Parking Lot	High School	Land Impr.	6/28/2018	9400	\$1,890.00	\$1,890.00	\$1,890.00	Van Auken Akins Architects LLC
Onaway Parking Lot	Onaway	Land Impr.	6/28/2018	9400	\$2,482.75	\$2,482.75	\$2,482.75	Van Auken Akins Architects LLC
High School Boiler	High School	F&E	6/28/2018	9400	\$146,106.40	\$146,106.40	\$146,106.40	DB Johnson Company
High School Parking Lot	High School	Land Impr.	6/30/2018	9400	\$2,663.63	\$2,663.63	\$2,663.63	Van Auken Akins Architects LLC
BO Security Upgrades	Boulevard	F&E	7/24/2018	9400	\$42,250.31	\$42,250.31	\$42,250.31	Bailey Communications, Inc.
HS Security Upgrades	High School	F&E	7/24/2018	9400	\$42,250.32	\$42,250.32	\$42,250.32	Bailey Communications, Inc.
HS Foundation & Wall Repair	High School	Building	7/24/2018	9400	\$71,691.00	\$71,691.00	\$71,691.00	Lakeland Management Systems Inc
ON Foundation & Wall Repair	Onaway	Building	7/24/2018	9400	\$36,753.00	\$36,753.00	\$36,753.00	Lakeland Management Systems Inc
ME Renovation of Classroom Space	Mercer	Building	7/24/2018	9400	\$43,440.00	\$43,440.00	\$43,440.00	Lakeland Management Systems Inc
Elevator Modification	High School	F&E	7/24/2018	9400	\$40,963.00	\$40,963.00	\$40,963.00	Lakeland Management Systems Inc
Pilot Classroom Renovations	District	F&E	7/24/2018	9400	\$67,609.70	\$67,609.70	\$67,609.70	Sterling Professional Group
High School Parking Lot Improvements	High School	Land Impr.	7/31/2018	9400	\$88,780.00	\$88,780.00	\$88,780.00	Chagrin Valley Paving
Onaway Parking Lot	Onaway	Land Impr.	7/31/2018	9400	\$64,814.00	\$64,814.00	\$64,814.00	Chagrin Valley Paving
Professional Design Services	District	Building	7/31/2018	9400	\$10,699.80	\$10,699.80	\$10,699.80	Legat Architects, Inc
Onaway Parking Lot	Onaway	Land Impr.	7/31/2018	9400	\$4,157.19	\$4,157.19	\$4,157.19	Van Auken Akins Architects LLC
Woodbury Elementary Roof Replacement	Woodbury	Building	8/8/2018	9400	\$271,637.68	\$271,637.68	\$271,637.68	Garland/DBS, Inc.
Onaway Elemtary School Roof	Onaway	Building	8/8/2018	9400	\$52,029.60	\$52,029.60	\$52,029.60	Garland/DBS, Inc.
High School Parking Lot	High School	Land Impr.	8/8/2018	9400	\$85,272.24	\$85,272.24	\$85,272.24	Chagrin Valley Paving
Onaway Parking Lot	Onaway	Land Impr.	8/8/2018	9400	\$296,588.95	\$296,588.95	\$296,588.95	Chagrin Valley Paving
High School Water Line	High School	Land Impr.	8/8/2018	9400	\$33,869.70	\$33,869.70	\$33,869.70	Chagrin Valley Paving
Onaway Sidewalk and Curb	Onaway	Land Impr.	8/8/2018	9400	\$2,839.42	\$2,839.42	\$2,839.42	Chagrin Valley Paving
High School Parking Lot	High School	Land Impr.	8/8/2018	9400	\$10,220.14	\$10,220.14	\$10,220.14	Chagrin Valley Paving
High School Parking Lot	High School	Land Impr.	8/8/2018	9400	\$46,422.82	\$46,422.82	\$46,422.82	Chagrin Valley Paving
District Wide Niagara Automation Sys	District	Building	8/14/2018	9400	\$109,271.70	\$109,271.70	\$109,271.70	Gardiner Service Company
High School and Blvd Security upgrades	HS/Blvd	Building	8/14/2018	9400	\$66,213.78	\$66,213.78	\$66,213.78	Bailey Communications, Inc.
Pilot Classroom Renovations	District	Building	8/18/2018	9400	\$15,916.00	\$15,916.00	\$15,916.00	Sterling Professional Group
High School and Blvd Roof Repair	HS/Blvd	Building	8/18/2018	9400	\$235,580.00	\$235,580.00	\$235,580.00	Lakeland Management Systems Inc
High School Boiler	High School	Building	8/18/2018	9400	\$26,564.80	\$26,564.80	\$26,564.80	DB Johnson Company
Middle School Painting	Middle School	Building	8/18/2018	9400	\$6,565.00	\$6,565.00	\$6,565.00	Kastra, LLC
High School Elevator Modernization	High School	Building	8/18/2018	9400	\$69,299.00	\$69,299.00	\$69,299.00	Lakeland Management Systems Inc
Mercer Classroom Renovation	Mercer	Building	8/18/2018	9400	\$26,942.00	\$26,942.00	\$26,942.00	Lakeland Management Systems Inc
HS Foundation & Wall Repair	High School	Building	8/18/2018	9400	\$85,409.00	\$85,409.00	\$85,409.00	Lakeland Management Systems Inc
ON Foundation & Wall Repair	Onaway	Building	8/18/2018	9400	\$16,115.00	\$16,115.00	\$16,115.00	Lakeland Management Systems Inc

FY2018 BOND ISSUE

PROJECT	BUILDING	Land Impr., Building, Vehicles, F&E	CHECK DATE	SPECIAL COST CENTER	ESTIMATED COST	ACTUAL COST MTD	ACTUAL COST TO DATE	CONTRACTOR/ VENDOR
High School Boiler	High School	Building	8/18/2018	9400	\$517,960.00	\$517,960.00	\$517,960.00	ABC Piping, CO.
Middle School Painting	Middle School	Building	8/23/2018	9400	\$157,560.00	\$157,560.00	\$157,560.00	Kastra, LLC
Professional Design Services	District	Building	8/23/2018	9400	\$22,155.00	\$22,155.00	\$22,155.00	Legat Architects, Inc
High School Abatement	High School	Building	8/23/2018	9400	\$26,240.00	\$26,240.00	\$26,240.00	Total Environmental Services
Mercer Abatement	Mercer	Building	8/23/2018	9400	\$4,200.00	\$4,200.00	\$4,200.00	Total Environmental Services
Onaway Parking Lot Design Srv	Onaway	Land Impr.	8/23/2018	9400	\$4,859.07	\$4,859.07	\$4,859.07	Van Auken Akins Architects LLC
ON & HS Parking Lots	Onaway /HS	Land Impr.	9/14/2018	9400	\$17,827.33	\$17,827.33	\$17,827.33	Van Auken Akins Architects LLC
District Automation System	District	Building	9/21/2018	9400	\$51,796.80	\$51,796.80	\$51,796.80	Gardiner Service Company
High School and Blvd Security upgrades	HS/Blvd	Building	9/21/2018	9400	\$13,229.59	\$13,229.59	\$13,229.59	Bailey Communications, Inc.
Onaway Elementary School Roof	Onaway	Building	9/21/2018	9400	\$174,173.95	\$174,173.95	\$174,173.95	Garland/DBS, Inc.
Mercer Classroom Renovation	Mercer	Building	9/21/2018	9400	\$40,051.00	\$40,051.00	\$40,051.00	Lakeland Management Systems Inc
Woodbury Elementary Roof Replacement	Woodbury	Building	9/21/2018	9400	\$573,558.29	\$573,558.29	\$573,558.29	Garland/DBS, Inc.
Pilot Classroom Renovations	District	Building	9/24/2018	9400	\$274,381.26	\$274,381.26	\$274,381.26	Sterling Professional Group
Professional Design Services	District	Building	9/27/2018	9400	\$50,272.64	\$50,272.64	\$50,272.64	Legat Architects, Inc
Woodbury Elementary Roof Replacement	Woodbury	Building	9/30/2018	9400	\$362,041.23	\$362,041.23	\$362,041.23	Garland/DBS, Inc.
High School and Blvd Roof Repair	HS/Blvd	Building	9/30/2018	9400	\$41,725.00	\$41,725.00	\$41,725.00	Lakeland Management Systems Inc
High School South Parking Lot	High School	Land Impr.	9/30/2018	9400	\$3,947.39	\$3,947.39	\$3,947.39	Van Auken Akins Architects LLC
High School Elevator Modernization	High School	Building	9/30/2018	9400	\$32,978.00	\$32,978.00	\$32,978.00	Lakeland Management Systems Inc
Mercer Classroom Renovation	Mercer	Building	9/30/2018	9400	\$8,576.00	\$8,576.00	\$8,576.00	Lakeland Management Systems Inc
Mercer Waterline Replacement	Mercer	Building	9/30/2018	9400	\$80,751.16	\$80,751.16	\$80,751.16	Tap Construction Ltd.
High School Elevator Modernization	High School	Building	9/30/2018	9400	\$21,680.00	\$21,680.00	\$21,680.00	Lakeland Management Systems Inc
High School South Parking Lot	High School	Land Impr.	9/30/2018	9400	\$236,324.82	\$236,324.82	\$236,324.82	Chagrin Valley Paving
Onaway Parking Lot	Onaway	Land Impr.	9/30/2018	9400	\$161,426.63	\$161,426.63	\$161,426.63	Chagrin Valley Paving
High School South Parking Lot	High School	Land Impr.	10/12/2018	9400	\$320.00	\$320.00	\$320.00	Van Auken Akins Architects LLC
Onaway Parking Lot	Onaway	Land Impr.	10/12/2018	9400	\$3,495.25	\$3,495.25	\$3,495.25	Van Auken Akins Architects LLC
District Automation System	District	Building	10/17/2018	9400	\$129,406.50	\$129,406.50	\$129,406.50	Gardiner Service Company
Pilot Classroom Renovations	District	Building	10/17/2018	9400	\$35,993.04	\$35,993.04	\$35,993.04	Sterling Professional Group
High School and Blvd Security upgrades	HS/Blvd	Building	10/17/2018	9400	\$14,769.36	\$14,769.36	\$14,769.36	Bailey Communications, Inc.
HS/ON Foundation & Wall Repair	HS/ON	Land Impr.	10/17/2018	9400	\$23,927.60	\$23,927.60	\$23,927.60	Lakeland Management Systems Inc
Onaway Parking Lot	Onaway	Land Impr.	10/26/2018	9400	\$3,100.00	\$3,100.00	\$3,100.00	Van Auken Akins Architects LLC
Woodbury Elementary Roof Replacement	Woodbury	Building	10/30/2018	9400	\$60,829.12	\$60,829.12	\$60,829.12	Garland/DBS, Inc.
Woodbury Elementary Roof Replacement	Woodbury	Building	10/30/2018	9400	\$13,246.80	\$13,246.80	\$13,246.80	Garland/DBS, Inc.
Onaway Roof Improvement	Onaway	Building	10/30/2018	9400	\$11,905.45	\$11,905.45	\$11,905.45	Garland/DBS, Inc.
HS Roof Improvement	High School	Building	10/30/2018	9400	\$11,000.00	\$11,000.00	\$11,000.00	Lakeland Management Systems Inc
BO Roof Improvement	Boulevard	Building	10/30/2018	9400	\$11,000.00	\$11,000.00	\$11,000.00	Lakeland Management Systems Inc
Security Upgrades	Blvd & HS	Building	12/7/2018	9400	\$14,485.94	\$14,485.94	\$14,485.94	Bailey Communications, Inc.
Niagra Building Automation System	District	Building	12/17/2018	9400	\$44,195.40	\$44,195.40	\$44,195.40	Gardiner Service Company
Niagra Building Automation System	District	Building	12/18/2018	9400	\$36,259.20	\$36,259.20	\$36,259.20	Gardiner Service Company
Fire Alarm System Improvements	High School	Building	12/18/2018	9400	\$72,496.00	\$72,496.00	\$72,496.00	Dial Electric LTD
Professional Design Services	District	Building	12/21/2018	9400	\$30,621.25	\$30,621.25	\$30,621.25	Van Auken Akins Architects LLC
Parking Lot Improve HS & Onaway	HS/ON	Land Impr.	12/7/2018	9400	\$92,195.00	\$92,195.00	\$92,195.00	Chagrin Valley Paving
Professional Design Services	District	Building	1/11/2019	9400	\$5,958.75	\$5,958.75	\$5,958.75	Van Auken Akins Architects LLC
Smoke and Heat Detectors	High School	F&E	1/17/2019	9400	\$165,218.20	\$165,218.20	\$165,218.20	Dial Electric LTD
Boiler Installation	High School	F&E	1/17/2019	9400	\$513,407.84	\$513,407.84	\$513,407.84	ABC Piping, CO.
Exterior Water Line Replacement	Mercer	F&E	1/31/2019	9400	\$41,639.00	\$41,639.00	\$41,639.00	Tap Construction Ltd.
Niagra Building Automation System	District	Building	2/14/2019	9400	\$31,373.10	\$31,373.10	\$31,373.10	Gardiner Service Company
Smoke and Heat Detectors	High School	F&E	2/14/2019	9400	\$72,017.79	\$72,017.79	\$72,017.79	Dial Electric LTD

FY2018 BOND ISSUE

PROJECT	BUILDING	Land Impr., Building, Vehicles, F&E	CHECK DATE	SPECIAL COST CENTER	ESTIMATED COST	ACTUAL COST MTD	ACTUAL COST TO DATE	CONTRACTOR/ VENDOR
Parking Lot Improve HS & Onaway	HS/ON	Land Impr.	2/14/2019	9400	\$62,328.64	\$62,328.64	\$62,328.64	Chagrin Valley Paving
Professional Design Services	District	Building	2/21/2019	9400	\$112,866.77	\$112,866.77	\$112,866.77	Van Auken Akins Architects LLC
District Wide replacement of automation	District	F&E	3/7/2019	9400	\$24,334.20	\$24,334.20	\$24,334.20	Gardiner Service Company
Professional Design Services	District	Building	3/26/2019	9400	\$44,674.99	\$44,674.99	\$44,674.99	Van Auken Akins Architects LLC
Project Management Services	District	F&E	3/27/2019	9400	\$2,531.25	\$2,531.25	\$2,531.25	Cleora Management
Project Management Services	District	F&E	3/28/2019	9400	\$7,653.86	\$7,653.86	\$7,653.86	Cleora Management
Security Systems	Administration	F&E	3/29/2019	9400	\$4,890.00	\$4,890.00	\$4,890.00	Gardiner Service Company
Map and Document Sewer	District	F&E	3/29/2019	9400	\$5,950.00	\$5,950.00	\$5,950.00	Lake County Sewer Co.
HS Capital Projects	High School	Land Impr.	3/29/2019	9400	\$3,798.00	\$3,798.00	\$3,798.00	Professional Services
District Wide replacement of automation	District	F&E	3/31/2019	9400	\$8,406.00	\$8,406.00	\$8,406.00	Gardiner Service Company
Fire Alarm System Improvements	High School	F&E	3/31/2019	9400	\$50,185.00	\$50,185.00	\$50,185.00	Dial Electric LTD
Exterior Water Line Replacement	Mercer	F&E	4/7/2019	9400	\$6,943.84	\$6,943.84	\$6,943.84	Tap Construction Ltd.
Survey and utility locating	Boulevard	F&E	4/8/2019	9400	\$9,800.00	\$9,800.00	\$9,800.00	Dempsey Surveying Co.
Survey and utility locating	Lomond	F&E	4/8/2019	9400	\$14,300.00	\$14,300.00	\$14,300.00	Dempsey Surveying Co.
Survey and utility locating	High School	F&E	4/8/2019	9400	\$5,125.00	\$5,125.00	\$5,125.00	Dempsey Surveying Co.
Classroom Furniiture	High School	F&E	4/11/2019	9400	\$6,779.50	\$6,779.50	\$6,779.50	Independence Business Supply
Professional Design Services	Boulevard	F&E	4/11/2019	9400	\$5,927.80	\$5,927.80	\$5,927.80	Van Auken Akins Architects LLC
Professional Design Services	Lomond	F&E	4/11/2019	9400	\$11,754.65	\$11,754.65	\$11,754.65	Van Auken Akins Architects LLC
Professional Design Services	High School	F&E	4/11/2019	9400	\$9,049.60	\$9,049.60	\$9,049.60	Van Auken Akins Architects LLC
Professional Design Services	Onaway	F&E	4/11/2019	9400	\$2,988.35	\$2,988.35	\$2,988.35	Van Auken Akins Architects LLC
Professional Design Services	Woodbury	F&E	4/11/2019	9400	\$9,180.00	\$9,180.00	\$9,180.00	Van Auken Akins Architects LLC
Fire Alarm System Improvements	High School	F&E	4/22/2019	9400	\$42,686.00	\$42,686.00	\$42,686.00	Dial Electric LTD
Professional Design Services	High School	F&E	4/22/2019	9400	\$13,343.75	\$13,343.75	\$13,343.75	Legat Architects, Inc
Domestic Waterline Replacement	High School	F&E	4/22/2019	9400	\$25,000.00	\$25,000.00	\$25,000.00	Legat Architects, Inc
Media Center Modernization	High School	F&E	4/22/2019	9400	\$15,680.00	\$15,680.00	\$15,680.00	Legat Architects, Inc
Abatement, Monitoring, Testing and Report.	High School	F&E	4/22/2019	9400	\$7,826.25	\$7,826.25	\$7,826.25	Legat Architects, Inc
Investigate Storm & Sanitary Sewers	Boulevard	F&E	4/23/2019	9400	\$9,500.00	\$9,500.00	\$9,500.00	Lake County Sewer Co.
Investigate Storm & Sanitary Sewers	Mercer	F&E	4/23/2019	9400	\$4,750.00	\$4,750.00	\$4,750.00	Lake County Sewer Co.
Project Management Services	District	F&E	5/13/2019	9400	\$4,228.13	\$4,228.13	\$4,228.13	Cleora Management
Investigate Storm & Sanitary Sewers	Boulevard	F&E	5/13/2019	9400	\$5,950.00	\$5,950.00	\$5,950.00	Lake County Sewer Co.
Project Management Services	District	F&E	5/22/2019	9400	\$6,151.97	\$6,151.97	\$6,151.97	Cleora Management
Soil Boring, Sampling & Analysis	Woodbury	F&E	5/30/2019	9400	\$8,698.00	\$8,698.00	\$8,698.00	Professional Service Industries
Design Servies	Mercer	F&E	5/30/2019	9400	\$7,996.80	\$7,996.80	\$7,996.80	Van Auken Akins Architects LLC
Soil Boring, Sampling & Analysis	Boulevard	F&E	5/31/2019	9400	\$5,994.00	\$5,994.00	\$5,994.00	Professional Service Industries
Survey and Utility Locating	Mercer	F&E	6/12/2019	9400	\$12,000.00	\$12,000.00	\$12,000.00	Dempsey Surveying Co.
Life Safety & IT Room	High School	F&E	6/12/2019	9400	\$40,570.00	\$40,570.00	\$40,570.00	Dial Electric LTD
Professional Design Services	District	F&E	6/30/2019	9400	\$324,943.24	\$324,943.24	\$324,943.24	Van Auken Akins Architects LLC
Project Management Services	District	F&E	7/3/2019	9400	\$1,718.88	\$1,718.88	\$1,718.88	Cleora Management
Permit for work approval	District	Building	7/12/2019	9400	\$875.50	\$875.50	\$875.50	City of Shaker Heights
Professional Design Services	District	F&E	7/31/2019	9400	\$20,150.35	\$20,150.35	\$20,150.35	Van Auken Akins Architects LLC
Fire Alarm System Improvements	High School	F&E	8/1/2019	9400	\$95,823.58	\$95,823.58	\$95,823.58	Dial Electric LTD
Boiler Installation	High School	F&E	8/22/2019	9400	\$152,396.16	\$152,396.16	\$152,396.16	ABC Piping, CO.
Professional Design Services	District	F&E	8/23/2019	9400	\$43,775.34	\$43,775.34	\$43,775.34	Van Auken Akins Architects LLC
District Wide replacement of automation	District	F&E	8/30/2019	9400	\$21,524.00	\$21,524.00	\$21,524.00	Gardiner Service Company
Boiler Installation	High School	F&E	8/30/2019	9400	\$20,240.00	\$20,240.00	\$20,240.00	ABC Piping, CO.
Fire Alarm System Improvements	High School	F&E	8/30/2019	9400	\$43,560.00	\$43,560.00	\$43,560.00	Dial Electric LTD
Professional Design Services	Mercer	F&E	8/30/2019	9400	\$807.18	\$807.18	\$807.18	Van Auken Akins Architects LLC

FY2018 BOND ISSUE

PROJECT	BUILDING	Land Impr., Building, Vehicles, F&E	CHECK DATE	SPECIAL COST CENTER	ESTIMATED COST	ACTUAL COST MTD	ACTUAL COST TO DATE	CONTRACTOR/ VENDOR
Project Management Services	District	F&E	8/30/2019	9400	\$20,682.75	\$20,682.75	\$20,682.75	Cleora Management
Professional Design Services	District	F&E	8/31/2019	9400	\$17,011.26	\$17,011.26	\$17,011.26	Van Auken Akins Architects LLC
Materials testing & inspection services	High School	Building	9/19/2019	9400	\$872.50	\$872.50	\$872.50	Professional Service Industries
Fire Alarm System Improvements	High School	F&E	9/26/2019	9400	\$46,278.60	\$46,278.60	\$46,278.60	Dial Electric LTD
Professional Design Services	Onaway	F&E	9/27/2019	9400	\$11,344.65	\$11,344.65	\$11,344.65	Van Auken Akins Architects LLC
Testing & Inspections	Boulevard	Building	9/30/2019	9400	\$3,142.00	\$3,142.00	\$3,142.00	Professional Service Industries
Professional Design Services	District	F&E	9/30/2019	9400	\$41,737.13	\$41,737.13	\$41,737.13	Van Auken Akins Architects LLC
Fire Alarm System Improvements	High School	F&E	9/30/2019	9400	\$41,340.00	\$41,340.00	\$41,340.00	Dial Electric LTD
Construction projects	District	Building	9/30/2019	9400	\$1,882,943.76	\$1,882,943.76	\$1,882,943.76	Gilbane Building Company
Testing and Inspections	Onaway	Building	10/3/2019	9400	\$9,597.00	\$9,597.00	\$9,597.00	Professional Service Industries
Project Management Services	District	Building	10/3/2019	9400	\$12,776.50	\$12,776.50	\$12,776.50	Cleora Management
Construction projects	District	Building	10/21/2019	9400	\$1,363,036.44	\$1,363,036.44	\$1,363,036.44	Gilbane Building Company
Project Management Services	District	Building	10/22/2019	9400	\$4,571.88	\$4,571.88	\$4,571.88	Cleora Management
Testing and Inspections	Boulevard	Building	10/31/2019	9400	\$1,397.00	\$1,397.00	\$1,397.00	Professional Service Industries
Professional Design Services	District	Building	10/31/2019	9400	\$8,960.40	\$8,960.40	\$8,960.40	Van Auken Akins Architects LLC
Construction projects	District	Building	10/31/2019	9400	\$165,997.45	\$165,997.45	\$165,997.45	Gilbane Building Company
Construction projects	District	Building	11/26/2019	9400	\$17,660.67	\$17,660.67	\$17,660.67	Gilbane Building Company
Testing and Inspections	District	Building	11/30/2019	9400	\$6,977.50	\$6,977.50	\$6,977.50	Professional Service Industries
Professional Design Services	District	Building	11/30/2019	9400	\$1,756.25	\$1,756.25	\$1,756.25	Van Auken Akins Architects LLC
Construction projects	District	Building	12/17/2019	9400	\$7,256.41	\$7,256.41	\$7,256.41	Gilbane Building Company
Fire Alarm System Improvements	High School	F&E	12/27/2019	9400	\$23,305.52	\$23,305.52	\$23,305.52	Dial Electric LTD
Professional Design Services	District	Building	1/31/2020	9400	\$11,205.00	\$11,205.00	\$11,205.00	Van Auken Akins Architects LLC
Boiler Installation	High School	F&E	1/31/2020	9400	\$2,950.00	\$2,950.00	\$2,950.00	Gardiner Service Company
Boiler Installation	District	F&E	1/31/2020	9400	\$74,228.10	\$74,228.10	\$74,228.10	Gardiner Service Company
Testing and Inspections	Fernway	Building	1/31/2020	9400	\$91.00	\$91.00	\$91.00	Professional Service Industries
Testing and Inspections	Fernway	Building	1/31/2020	9400	\$3,709.00	\$3,709.00	\$3,709.00	Professional Service Industries
Project Management Services	District	Building	1/21/2020	9400	\$767.25	\$767.25	\$767.25	Cleora Management
Construction projects	District	Building	1/21/2020	9400	\$212,567.56	\$212,567.56	\$212,567.56	Gilbane Building Company
Project Management Services	District	Building	2/28/2020	9400	\$286.00	\$286.00	\$286.00	Cleora Management
Surveying Services	Woodbury	Building	2/28/2020	9400	\$10,500.00	\$10,500.00	\$10,500.00	Dempsey Surveying Co.
Professional Design Services	District	Building	2/28/2020	9400	\$13,685.56	\$13,685.56	\$13,685.56	Van Auken Akins Architects LLC
Construction projects	District	Building	2/28/2020	9400	\$131,510.45	\$131,510.45	\$131,510.45	Gilbane Building Company
Permit for work approval	District	Building	3/31/2020	9400	\$45,624.05	\$45,624.05	\$45,624.05	City of Shaker Heights
Underground Utility Lines	Woodbury	Building	3/13/2020	9400	\$7,800.00	\$7,800.00	\$7,800.00	Ground Penetrating Radar Systems
Professional Design Services	Lomond	Building	3/31/2020	9400	\$8,839.90	\$8,839.90	\$8,839.90	Van Auken Akins Architects LLC
Boiler Installation	High School	F&E	3/16/2020	9400	\$152,233.00	\$152,233.00	\$152,233.00	ABC Piping, CO.
Testing and Inspections	Lomond	Building	4/15/2020	9400	\$417.00	\$417.00	\$417.00	Professional Service Industries
Professional Design Services	District	Building	4/30/2020	9400	\$8,180.50	\$8,180.50	\$8,180.50	Van Auken Akins Architects LLC
Construction projects	District	Building	4/30/2020	9400	\$117,543.69	\$117,543.69	\$117,543.69	Gilbane Building Company
Testing and Inspections	District	Building	5/20/2020	9400	\$8,838.27	\$8,838.27	\$8,838.27	Professional Service Industries
Professional Design Services	District	Building	5/29/2020	9400	\$49,222.75	\$49,222.75	\$49,222.75	Van Auken Akins Architects LLC
Construction projects	District	Building	5/31/2020	9400	\$976,682.13	\$976,682.13	\$976,682.13	Gilbane Building Company
Testing and Inspections	District	Building	6/19/2020	9400	\$1,696.34	\$1,696.34	\$1,696.34	Professional Service Industries
Professional Design Services	District	Building	6/30/2020	9400	\$37,073.75	\$37,073.75	\$37,073.75	Van Auken Akins Architects LLC
Construction projects	District	Building	6/30/2020	9400	\$1,086,910.23	\$1,086,910.23	\$1,086,910.23	Gilbane Building Company
Testing and Inspections	District	Building	6/30/2020	9400	\$2,081.13	\$2,081.13	\$2,081.13	Professional Service Industries
Professional Design Services	District	Building	6/30/2020	9400	\$5,931.25	\$5,931.25	\$5,931.25	Van Auken Akins Architects LLC

FY2018 BOND ISSUE

PROJECT	BUILDING	Land Impr., Building, Vehicles, F&E	CHECK DATE	SPECIAL COST CENTER	ESTIMATED COST	ACTUAL COST MTD	ACTUAL COST TO DATE	CONTRACTOR/ VENDOR
HS Gym and Choir Room	High School	Building	7/31/2020	9400	\$61,207.30	\$61,207.30	\$61,207.30	Gardiner Service Company
Construction projects	District	Building	7/31/2020	9400	\$962,405.67	\$962,405.67	\$962,405.67	Gilbane Building Company
Professional Design Services	High School	Building	7/31/2020	9400	\$19,970.40	\$19,970.40	\$19,970.40	Glen D. Ramage Architect Inc.
Testing and Inspections	District	Building	7/31/2020	9400	\$14,562.00	\$14,562.00	\$14,562.00	Professional Service Industries
Machining, Manufacturing Classroom Design	High School	F&E	7/31/2020	9400	\$81,002.80	\$81,002.80	\$81,002.80	Sterling Professional Group
Professional Design Services	District	Building	7/31/2020	9400	\$34,350.00	\$34,350.00	\$34,350.00	Van Auken Akins Architects LLC
Testing and Inspections-Refund	District	Building	7/31/2020	9400	(\$6,337.50)	(\$6,337.50)	(\$6,337.50)	Professional Service Industries
Asbestos Abatement	High School	Building	8/31/2020	9400	\$50,454.16	\$50,454.16	\$50,454.16	Dial Electric LTD
Professional Design Services	District	Building	8/31/2020	9400	\$57,823.78	\$57,823.78	\$57,823.78	Van Auken Akins Architects LLC
Construction projects	District	Building	8/31/2020	9400	\$1,409,614.15	\$1,409,614.15	\$1,409,614.15	Gilbane Building Company
HS Gym and Choir Room	High School	Building	8/31/2020	9400	\$139,378.92	\$139,378.92	\$139,378.92	Gardiner Service Company
MS Paving	Middle School	F&E	8/31/2020	9400	\$32,158.00	\$32,158.00	\$32,158.00	Infinity Paving Company
Remove and Re-Install Electrical Feeder	Boulevard	F&E	9/30/2020	9400	\$30,444.58	\$30,444.58	\$30,444.58	Illuminating Company
Professional Design Services	Mercer	Building	9/30/2020	9400	\$32,643.75	\$32,643.75	\$32,643.75	Van Auken Akins Architects LLC
Construction projects	District	Building	9/30/2020	9400	\$1,288,329.88	\$1,288,329.88	\$1,288,329.88	Gilbane Building Company
Core Sampling	District	Building	9/30/2020	9400	\$14,890.00	\$14,890.00	\$14,890.00	Professional Service Industries
Temp Control System	Middle School	Building	10/28/2020	9400	\$6,500.00	\$6,500.00	\$6,500.00	Gardiner Service Company
HVAC Consulting Fees	District	Building	10/28/2020	9400	\$1,572.50	\$1,572.50	\$1,572.50	Fox Consulting
Gym & Choir Room HVAC Upgrades	High School	Building	10/29/2020	9400	\$111,316.27	\$111,316.27	\$111,316.27	Gardiner Service Company
Soil Sampling-LO&WO	District	Building	10/29/2020	9400	\$818.00	\$818.00	\$818.00	Professional Service Industries
Professional Design Services-LO, ME, MS	District	Building	10/30/2020	9400	\$8,630.00	\$8,630.00	\$8,630.00	Glen D. Ramage Architect Inc.
Machining Room Equipment delivery	High School	F&E	10/30/2020	9400	\$4,600.00	\$4,600.00	\$4,600.00	Shippers Highway Express Inc.
Professional Design Services	District	Building	11/30/2020	9400	\$10,632.50	\$10,632.50	\$10,632.50	Van Auken Akins Architects LLC
Construction projects	District	Building	11/30/2020	9400	\$600,548.04	\$600,548.04	\$600,548.04	Gilbane Building Company
Temp Control System	High School	Building	11/30/2020	9400	\$5,900.00	\$5,900.00	\$5,900.00	Gardiner Service Company
Machining Room	High School	F&E	11/30/2020	9400	\$84,501.00	\$84,501.00	\$84,501.00	Sterling Professional Group
Paving improvements	Lomond	Land Impr.	12/10/2020	9400	\$43,425.00	\$43,425.00	\$43,425.00	Cunningham Paving Company
Paving improvements	Mercer	Land Impr.	12/10/2020	9400	\$33,237.00	\$33,237.00	\$33,237.00	Cunningham Paving Company
HVAC Consulting Fees	District	Building	12/10/2020	9400	\$1,575.00	\$1,575.00	\$1,575.00	Fox Consulting
HS Gym & Choir Room	High School	F&E	12/31/2020	9400	\$93,104.51	\$93,104.51	\$93,104.51	Gardiner Service Company
HS North Gym Lighting	High School	F&E	12/23/2020	9400	\$10,500.00	\$10,500.00	\$10,500.00	Hidden Valley Electric Inc
Professional Design Services	District	Building	12/31/2020	9400	\$9,352.46	\$9,352.46	\$9,352.46	Van Auken Akins Architects LLC
Steam Trap Replacement	Lomond	F&E	1/22/2021	9400	\$17,990.00	\$17,990.00	\$17,990.00	Comfort Systems
South Gym Lighting Repairs	High School	F&E	1/29/2021	9400	\$34,660.00	\$34,660.00	\$34,660.00	Hidden Valley Electric Inc
Construction projects	District	Building	1/31/2021	9400	\$406,282.04	\$406,282.04	\$406,282.04	Gilbane Building Company
Project Management Services	Boulevard	Building	2/23/2021	9400	\$195.20	\$195.20	\$195.20	Cleora Management
Project Management Services	Woodbury	Building	2/23/2021	9400	\$229.57	\$229.57	\$229.57	Cleora Management
Project Management Services	Lomond	Building	2/23/2021	9400	\$68.73	\$68.73	\$68.73	Cleora Management
Construction Projects	District	Building	2/23/2021	9400	\$467,756.50	\$467,756.50	\$467,756.50	Gilbane Building Company
Professional Design Services	High School	Building	2/28/2021	9400	\$75.00	\$75.00	\$75.00	Van Auken Akins Architects LLC
Professional Design Services	Woodbury	Building	2/28/2021	9400	\$187.50	\$187.50	\$187.50	Van Auken Akins Architects LLC
Correct Pay Apps	District	Building	2/28/2021	9400	(\$539,943.34)	(\$539,943.34)	(\$539,943.34)	Gilbane Building Company
Aug 2020 Correction	District	Building	2/28/2021	9400	(\$17,176.28)	(\$17,176.28)	(\$17,176.28)	Van Auken Akins Architects LLC
Metals Lab Mechanical Design Fees	District	Building	3/12/2021	9400	\$9,262.50	\$9,262.50	\$9,262.50	Fox Consulting
Woodbury Piping	Woodbury	F&E	3/31/2021	9400	\$116,697.77	\$116,697.77	\$116,697.77	ABC Piping, CO.
RedTree Fees								

FY2018 BOND ISSUE

PROJECT	BUILDING	Land Impr., Building, Vehicles, F&E	CHECK DATE	SPECIAL COST CENTER	ESTIMATED COST	ACTUAL COST MTD	ACTUAL COST TO DATE	CONTRACTOR/ VENDOR
RedTree Investment Fees	District		5/31/2018	9400	\$703.00	\$703.00	\$703.00	RedTree Investment
RedTree Investment Fees	District		6/30/2018	9400	\$1,056.33	\$1,056.33	\$1,056.33	RedTree Investment
RedTree Investment Fees	District		7/31/2018	9400	\$1,015.76	\$1,015.76	\$1,015.76	RedTree Investment
RedTree Investment Fees	District		8/31/2018	9400	\$1,027.95	\$1,027.95	\$1,027.95	RedTree Investment
RedTree Investment Fees	District		9/30/2018	9400	\$1,036.74	\$1,036.74	\$1,036.74	RedTree Investment
RedTree Investment Fees	District		10/31/2018	9400	\$1,038.09	\$1,038.09	\$1,038.09	RedTree Investment
RedTree Investment Fees	District		11/30/2018	9400	\$764.52	\$764.52	\$764.52	RedTree Investment
RedTree Investment Fees	District		12/31/2018	9400	\$763.97	\$763.97	\$763.97	RedTree Investment
RedTree Investment Fees	District		1/31/2019	9400	\$759.72	\$759.72	\$759.72	RedTree Investment
RedTree Investment Fees	District		2/28/2019	9400	\$771.55	\$771.55	\$771.55	RedTree Investment
RedTree Investment Fees	District		3/31/2019	9400	\$761.97	\$761.97	\$761.97	RedTree Investment
RedTree Investment Fees	District		4/30/2019	9400	\$763.32	\$763.32	\$763.32	RedTree Investment
RedTree Investment Fees	District		5/31/2019	9400	\$764.63	\$764.63	\$764.63	RedTree Investment
RedTree Investment Fees	District		6/30/2019	9400	\$691.69	\$691.69	\$691.69	RedTree Investment
RedTree Investment Fees	District		7/31/2019	9400	\$689.79	\$689.79	\$689.79	RedTree Investment
RedTree Investment Fees	District		8/31/2019	9400	\$689.43	\$689.43	\$689.43	RedTree Investment
RedTree Investment Fees	District		9/30/2019	9400	\$689.98	\$689.98	\$689.98	RedTree Investment
RedTree Investment Fees	District		10/31/2019	9400	\$690.91	\$690.91	\$690.91	RedTree Investment
RedTree Investment Fees	District		11/30/2019	9400	\$691.92	\$691.92	\$691.92	RedTree Investment
RedTree Investment Fees	District		12/31/2019	9400	\$692.69	\$692.69	\$692.69	RedTree Investment
RedTree Investment Fees	District		1/31/2020	9400	\$469.12	\$469.12	\$469.12	RedTree Investment
RedTree Investment Fees	District		2/28/2020	9400	\$469.77	\$469.77	\$469.77	RedTree Investment
RedTree Investment Fees	District		3/31/2020	9400	\$466.08	\$466.08	\$466.08	RedTree Investment
RedTree Investment Fees	District		4/30/2020	9400	\$427.56	\$427.56	\$427.56	RedTree Investment
RedTree Investment Fees	District		5/31/2020	9400	\$428.33	\$428.33	\$428.33	RedTree Investment
RedTree Investment Fees	District		6/30/2020	9400	\$364.54	\$364.54	\$364.54	RedTree Investment
RedTree Investment Fees	District		7/31/2020	9400	\$309.01	\$309.01	\$309.01	RedTree Investment
RedTree Investment Fees	District		8/31/2020	9400	\$255.40	\$255.40	\$255.40	RedTree Investment
RedTree Investment Fees	District		9/30/2020	9400	\$257.59	\$257.59	\$257.59	RedTree Investment
RedTree Investment Fees	District		10/31/2020	9400	\$94.42	\$94.42	\$94.42	RedTree Investment
RedTree Investment Fees	District		11/30/2020	9400	\$93.03	\$93.03	\$93.03	RedTree Investment
RedTree Investment Fees	District		12/31/2020	9400	\$52.26	\$52.26	\$52.26	RedTree Investment
RedTree Investment Fees	District		1/31/2021	9400	\$28.31	\$28.31	\$28.31	RedTree Investment
RedTree Investment Fees	District		2/28/2021	9400	\$29.01	\$29.01	\$29.01	RedTree Investment
RedTree Investment Fees	District		3/31/2021	9400	\$28.39	\$28.39	\$28.39	RedTree Investment
<u>FY18 BANs \$9.9MM - SCC 9401</u>								
Woodbury Piping	Woodbury	F&E	3/31/2021	9401	\$40,202.23	\$40,202.23	\$40,202.23	ABC Piping, CO.
Bond Projects	District	Building	4/30/2021	9401	\$2,812.50	\$2,812.50	\$2,812.50	Van Auken Akins Architects LLC
Main Entrance Replacement	Middle School	Building	5/21/2021	9401	\$20,500.00	\$20,500.00	\$20,500.00	Capital Aluminum & Glass Corp
Capital Projects	District	Building	5/21/2021	9401	\$15,228.95	\$15,228.95	\$15,228.95	Gilbane Building Company
Capital Projects	Boulevard	Building	5/31/2021	9401	\$25,100.00	\$25,100.00	\$25,100.00	Capital Aluminum & Glass Corp
Capital Projects	District	Building	6/30/2021	9401	\$35,860.40	\$35,860.40	\$35,860.40	Gilbane Building Company
Architectual Services	District	Building	6/17/2021	9401	\$7,340.00	\$7,340.00	\$7,340.00	Glen D. Ramage Architect Inc.
Master Planning Project	District	Building	6/30/2021	9401	\$5,000.00	\$5,000.00	\$5,000.00	Project Management Consultants
Bond Projects	District	Building	6/30/2021	9401	\$375.00	\$375.00	\$375.00	Van Auken Akins Architects LLC
Steam Traps Project	Middle School	Building	6/30/2021	9401	\$839.39	\$839.39	\$839.39	Woodhill Supply

FY2018 BOND ISSUE

PROJECT	BUILDING	Land Impr., Building, Vehicles, F&E	CHECK DATE	SPECIAL COST CENTER	ESTIMATED COST	ACTUAL COST MTD	ACTUAL COST TO DATE	CONTRACTOR/ VENDOR
Bond Projects-correction	District	Building	6/30/2021	9401	(\$5,270.31)	(\$5,270.31)	(\$5,270.31)	Van Auken Akins Architects LLC
Steam Traps Project	Middle School	Building	6/30/2021	9401	\$22,282.58	\$22,282.58	\$22,282.58	Woodhill Supply
Bond Projects Adj	District	Building	6/30/2021	9401	\$447,358.74	\$447,358.74	\$447,358.74	Gilbane Building Company
Bond Projects Adj	District	Building	6/30/2021	9401	\$48,385.64	\$48,385.64	\$48,385.64	Gilbane Building Company
Master Planning Project	District	Building	7/30/2021	9401	\$5,000.00	\$5,000.00	\$5,000.00	Project Management Consultants
Master Planning Project	District	Building	7/31/2021	9401	\$5,000.00	\$5,000.00	\$5,000.00	Project Management Consultants
Master Planning Project	District	Building	8/25/2021	9401	\$5,000.00	\$5,000.00	\$5,000.00	Project Management Consultants
Bond Projects	District	Building	8/31/2021	9401	\$1,818.75	\$1,818.75	\$1,818.75	Van Auken Akins Architects LLC
Master Planning Project	District	Building	9/20/2021	9401	\$5,000.00	\$5,000.00	\$5,000.00	Project Management Consultants
Paving Projects	District	Building	10/18/2021	9401	\$108,600.30	\$108,600.30	\$108,600.30	North Coast Paving Company
Legal Services-Master Planning	District	Building	10/21/2021	9401	\$4,752.00	\$4,752.00	\$4,752.00	Thompson Hine LLP
Bond Projects	District	Building	10/26/2021	9401	\$1,500.00	\$1,500.00	\$1,500.00	Van Auken Akins Architects LLC
Bond Projects	District	Building	11/22/2021	9401	\$518.76	\$518.76	\$518.76	Van Auken Akins Architects LLC
Master Planning Project	District	Building	12/22/2021	9401	\$5,000.00	\$5,000.00	\$5,000.00	Project Management Consultants
Master Planning Project-Reimbursement	District	Building	12/31/2021	9401	(\$5,000.00)	(\$5,000.00)	(\$5,000.00)	SH Public Library
Master Planning Project	District	Building	1/13/2022	9401	\$5,000.00	\$5,000.00	\$5,000.00	Project Management Consultants
Bond Projects	Middle School	Building	1/13/2022	9401	\$475.00	\$475.00	\$475.00	Van Auken Akins Architects LLC
Master Planning Project	District	Building	2/11/2022	9401	\$5,000.00	\$5,000.00	\$5,000.00	Project Management Consultants
Paving Projects	District	Building	2/10/2022	9401	\$106,552.80	\$106,552.80	\$106,552.80	North Coast Paving Company
Master Planning Project	District	Building	4/14/2022	9401	\$5,000.00	\$5,000.00	\$5,000.00	Project Management Consultants
Reclass Fd001 exp to Fd004	Mercer	Building	5/31/2022	9401	\$61,585.00	\$61,585.00	\$61,585.00	Journal Entry
Reclass Fd001 exp to Fd004	Onaway	Building	5/31/2022	9401	\$41,515.00	\$41,515.00	\$41,515.00	Journal Entry
Reclass Fd001 exp to Fd004	Middle School	Building	5/31/2022	9401	\$378,536.22	\$378,536.22	\$378,536.22	Journal Entry
Reclass Fd001 exp to Fd004	Woodbury	Building	5/31/2022	9401	\$65,461.00	\$65,461.00	\$65,461.00	Journal Entry
Reclass Fd001 exp to Fd004	Mercer	Building	5/31/2022	9401	\$58,479.00	\$58,479.00	\$58,479.00	Journal Entry
Reclass Fd001 exp to Fd004	District	Building	5/31/2022	9401	\$17,994.50	\$17,994.50	\$17,994.50	Journal Entry
Reclass Fd001 exp to Fd004	District	Building	5/31/2022	9401	\$10,775.00	\$10,775.00	\$10,775.00	Journal Entry
Bus Garage & DLMO Roof	District	Building	6/23/2022	9401	\$468,563.51	\$468,563.51	\$468,563.51	Garland/DBS Inc.
Paving Projects	District	Building	6/30/2022	9401	\$23,905.90	\$23,905.90	\$23,905.90	North Coast Paving Company
Master Planning Project	District	Building	6/30/2022	9401	\$15,000.00	\$15,000.00	\$15,000.00	Project Management Consultants
Master Planning Project	District	Building	6/30/2022	9401	\$24,591.25	\$24,591.25	\$24,591.25	Van Auken Akins Architects LLC
Bond Projects	Boulevard	Building	6/30/2022	9401	\$4,597.39	\$4,597.39	\$4,597.39	Journal Entry
Bond Projects	Fernway	Building	6/30/2022	9401	\$9,145.00	\$9,145.00	\$9,145.00	Journal Entry
Bond Projects	Lomond	Building	6/30/2022	9401	\$11,193.00	\$11,193.00	\$11,193.00	Journal Entry
Bond Projects	Mercer	Building	6/30/2022	9401	\$6,450.00	\$6,450.00	\$6,450.00	Journal Entry
Bond Projects	Onaway	Building	6/30/2022	9401	\$36,222.29	\$36,222.29	\$36,222.29	Journal Entry
Bond Projects	Woodbury	Building	6/30/2022	9401	\$192,150.69	\$192,150.69	\$192,150.69	Journal Entry
Bond Projects	Middle School	Building	6/30/2022	9401	\$48,140.98	\$48,140.98	\$48,140.98	Journal Entry
Bond Projects	High School	Building	6/30/2022	9401	\$128,140.00	\$128,140.00	\$128,140.00	Journal Entry
Bond Projects	Transportation	Building	6/30/2022	9401	\$12,104.00	\$12,104.00	\$12,104.00	Journal Entry
Bond Projects	Service Center	Building	6/30/2022	9401	\$10,343.00	\$10,343.00	\$10,343.00	Journal Entry
Bond Projects	Bldgs & Grnds	Building	6/30/2022	9401	\$311,249.48	\$311,249.48	\$311,249.48	Journal Entry
Bond Projects	Admin	Building	6/30/2022	9401	\$2,250.00	\$2,250.00	\$2,250.00	Journal Entry
Bond Projects	Security	Building	6/30/2022	9401	\$112,882.77	\$112,882.77	\$112,882.77	Journal Entry
Bond Projects	Woodbury	Building	6/30/2022	9401	(\$41,559.57)	(\$41,559.57)	(\$41,559.57)	Journal Entry
Bond Projects	Admin	Building	6/30/2022	9401	(\$267.50)	(\$267.50)	(\$267.50)	Journal Entry
Master Planning Project	District	Building	6/30/2022	9401	(\$27,500.00)	(\$27,500.00)	(\$27,500.00)	Forward Together Billing

FY2018 BOND ISSUE

PROJECT	BUILDING	Land Impr., Building, Vehicles, F&E	CHECK DATE	SPECIAL COST CENTER	ESTIMATED COST	ACTUAL COST MTD	ACTUAL COST TO DATE	CONTRACTOR/ VENDOR
Paving Projects	District	Building	6/30/2022	9401	(\$87,268.75)	(\$87,268.75)	(\$87,268.75)	North Coast Paving Company
Bond Projects	Admin	Building	7/31/2022	9401	\$114,768.75	\$114,768.75	\$114,768.75	Journal Entry
Declaration of Intent								
MS Roof Replacement	Middle School	Building	12/29/2017	9401	\$1,588,550.55	\$1,588,550.55	\$1,588,550.55	Garland/DBS, Inc.
MS Cafeteria Ceiling Replacement	Middle School	Building	12/29/2017	9401	\$107,500.00	\$107,500.00	\$107,500.00	Engelke, Inc.
Architectural Services	District	Building	12/29/2017	9401	\$47,000.00	\$47,000.00	\$47,000.00	Legat KingScott, Inc.
RedTree Fees								
RedTree Investment Fees	District		1/31/2018	9401	\$62.47	\$62.47	\$62.47	RedTree Investment
RedTree Investment Fees	District		2/28/2018	9401	\$491.09	\$491.09	\$491.09	RedTree Investment
RedTree Investment Fees	District		3/31/2018	9401	\$465.93	\$465.93	\$465.93	RedTree Investment
RedTree Investment Fees	District		4/30/2018	9401	\$453.38	\$453.38	\$453.38	RedTree Investment
RedTree Investment Fees	District		5/31/2018	9401	\$429.61	\$429.61	\$429.61	RedTree Investment
RedTree Investment Fees	District		6/30/2018	9401	\$430.38	\$430.38	\$430.38	RedTree Investment
RedTree Investment Fees	District		7/31/2018	9401	\$430.79	\$430.79	\$430.79	RedTree Investment
RedTree Investment Fees	District		8/31/2018	9401	\$435.64	\$435.64	\$435.64	RedTree Investment
RedTree Investment Fees	District		9/30/2018	9401	\$439.49	\$439.49	\$439.49	RedTree Investment
RedTree Investment Fees	District		10/31/2018	9401	\$440.07	\$440.07	\$440.07	RedTree Investment
RedTree Investment Fees	District		11/30/2018	9401	\$440.55	\$440.55	\$440.55	RedTree Investment
RedTree Investment Fees	District		12/31/2018	9401	\$440.26	\$440.26	\$440.26	RedTree Investment
RedTree Investment Fees	District		1/31/2019	9401	\$446.85	\$446.85	\$446.85	RedTree Investment
RedTree Investment Fees	District		2/28/2019	9401	\$453.86	\$453.86	\$453.86	RedTree Investment
RedTree Investment Fees	District		3/31/2019	9401	\$448.27	\$448.27	\$448.27	RedTree Investment
RedTree Investment Fees	District		4/30/2019	9401	\$448.93	\$448.93	\$448.93	RedTree Investment
RedTree Investment Fees	District		5/31/2019	9401	\$449.58	\$449.58	\$449.58	RedTree Investment
RedTree Investment Fees	District		6/30/2019	9401	\$450.50	\$450.50	\$450.50	RedTree Investment
RedTree Investment Fees	District		7/31/2019	9401	\$451.36	\$451.36	\$451.36	RedTree Investment
RedTree Investment Fees	District		8/31/2019	9401	\$451.12	\$451.12	\$451.12	RedTree Investment
RedTree Investment Fees	District		9/30/2019	9401	\$451.47	\$451.47	\$451.47	RedTree Investment
RedTree Investment Fees	District		10/31/2019	9401	\$452.07	\$452.07	\$452.07	RedTree Investment
RedTree Investment Fees	District		11/30/2019	9401	\$452.75	\$452.75	\$452.75	RedTree Investment
RedTree Investment Fees	District		12/31/2019	9401	\$453.33	\$453.33	\$453.33	RedTree Investment
RedTree Investment Fees	District		1/31/2020	9401	\$462.51	\$462.51	\$462.51	RedTree Investment
RedTree Investment Fees	District		2/29/2020	9401	\$463.13	\$463.13	\$463.13	RedTree Investment
RedTree Investment Fees	District		3/31/2020	9401	\$459.39	\$459.39	\$459.39	RedTree Investment
RedTree Investment Fees	District		4/30/2020	9401	\$455.86	\$455.86	\$455.86	RedTree Investment
RedTree Investment Fees	District		5/31/2020	9401	\$456.36	\$456.36	\$456.36	RedTree Investment
RedTree Investment Fees	District		6/30/2020	9401	\$456.53	\$456.53	\$456.53	RedTree Investment
RedTree Investment Fees	District		7/31/2020	9401	\$463.12	\$463.12	\$463.12	RedTree Investment
RedTree Investment Fees	District		8/31/2020	9401	\$468.71	\$468.71	\$468.71	RedTree Investment
RedTree Investment Fees	District		9/30/2020	9401	\$472.75	\$472.75	\$472.75	RedTree Investment
RedTree Investment Fees	District		10/31/2020	9401	\$160.08	\$160.08	\$160.08	RedTree Investment
RedTree Investment Fees	District		11/30/2020	9401	\$157.72	\$157.72	\$157.72	RedTree Investment
RedTree Investment Fees	District		12/31/2020	9401	\$157.71	\$157.71	\$157.71	RedTree Investment
RedTree Investment Fees	District		1/31/2021	9401	\$161.20	\$161.20	\$161.20	RedTree Investment

FY2018 BOND ISSUE

PROJECT	BUILDING	Land Impr., Building, Vehicles, F&E	CHECK DATE	SPECIAL COST CENTER	ESTIMATED COST	ACTUAL COST MTD	ACTUAL COST TO DATE	CONTRACTOR/ VENDOR
RedTree Investment Fees	District		2/28/2021	9401	\$165.21	\$165.21	\$165.21	RedTree Investment
RedTree Investment Fees	District		3/31/2021	9401	\$161.68	\$161.68	\$161.68	RedTree Investment
RedTree Investment Fees	District		4/30/2021	9401	\$158.67	\$158.67	\$158.67	RedTree Investment
RedTree Investment Fees	District		5/31/2021	9401	\$24.36	\$24.36	\$24.36	RedTree Investment
RedTree Investment Fees	District		6/30/2021	9401	\$24.37	\$24.37	\$24.37	RedTree Investment
RedTree Investment Fees	District		7/31/2021	9401	\$23.21	\$23.21	\$23.21	RedTree Investment
RedTree Investment Fees	District		8/31/2021	9401	\$23.21	\$23.21	\$23.21	RedTree Investment
RedTree Investment Fees	District		9/30/2021	9401	\$23.22	\$23.22	\$23.22	RedTree Investment
RedTree Investment Fees	District		10/31/2021	9401	\$23.22	\$23.22	\$23.22	RedTree Investment
RedTree Investment Fees	District		11/30/2021	9401	\$23.22	\$23.22	\$23.22	RedTree Investment
RedTree Investment Fees	District		12/31/2021	9401	\$23.22	\$23.22	\$23.22	RedTree Investment
Total FY2018 BONDS							\$25,525,595.39	

SCC: 9400-9401 FY2018 Bonds

**SHAKER HEIGHTS CITY SCHOOL DISTRICT
FUND 004
CAPITAL PROJECT EXPENDITURES**

February 28, 2023

FUNDING SOURCE				
BOND		NON-BOND SOURCES		FUND 004 GRAND TOTALS
2018 BOND ISSUE		Other	SSF Projects	
SCC 9400-9401		SCC 9121, 9150, 9169-9171, 9178, 9181, 9314, 9316, 9620	SCC's 9164-9168, 9182, 9315	
Allocation	\$25,525,595.39	\$31,892,791.14	\$2,482,169.96	\$59,900,556.49
Spent to Date	25,525,595.39	31,410,791.82	2,475,740.82	\$59,412,128.03
Allocation Available	0.00	481,999.32	6,429.14	\$488,428.46
less Outstanding Encumbrances	0.00	0.00	5,030.01	\$5,030.01
Fund Balance Available	\$0.00	\$481,999.32	\$1,399.13	\$483,398.45

Cash Reconciliation:

Beginning of Month Cash	\$485,538.80
Receipts	2,889.66
(Disbursements)	0.00
End of Month Cash	<u>\$488,428.46</u>
	\$0.00

	A	B	C	D	E	F	G	H	I	J	K	L	M	N	O	P
1	SHAKER HEIGHTS CITY SCHOOL DISTRICT															
2	FUND 004															
3	SOURCE OF FUNDING															
4																
5	February 28, 2023															
6																
7																
8																
9	Source of Funding:	2004 Bond Issue	FY2012 & prior	FY2013	FY2014	FY2015	FY2016	FY2017	FY2018	FY2019	FY2020	FY2021	FY2022	FY2023	Total	
10	Bond Issuances															
11	Bond Anticipation Notes - Dec '04	\$0.00														\$0.00
12	Bonds-Series 2005 - April '05	0.00														\$0.00
13	Bond Anticipation Notes - Dec '06	0.00														\$0.00
14	Bonds-Series 2007 - April '07	0.00														\$0.00
15	Bond Anticipation Notes - June '08	0.00														\$0.00
16	Bonds-Series 2008 - November '08	0.00														\$0.00
17	BANs-Jul '12-Track and Turf Field - Unvoted Debt			0.00												\$0.00
18	BANs-Jul '12-HB 264 - Energy Conservation			0.00												\$0.00
19	Bond-Series 2012 - October '12-Buses			0.00												\$0.00
20	FY2018 Bond Issuance - Dec '17, Apr '18								30,000,000.00	0.00	-5,700,000.00	2,549.15	1,477.88			\$24,304,027.03
21	Interest Income-FY2018 Bond Issuance								41,569.44	595,435.74	491,040.78	87,196.69	6,325.71	0.00		\$1,221,568.36
22	Fernway Fire Allocation Adj-June 2020										5,700,000.00	-2,549.15	-1,477.88			\$5,695,972.97
23	Fernway Fire Insurance Proceeds										11,140,590.26	1,644,250.00	1,579,293.08	0.00	0.00	\$14,364,133.34
24	Non-Bond SCC Fund Bal.12/31/04		\$1,072,133.22													\$1,072,133.22
25	Reimb.of Declaration of Intent		796,692.21													\$796,692.21
26	Facility Fees		600,000.00													\$600,000.00
27	Interest Income		1,205,736.40	2,085.30	326.54	1,438.01	6,196.16	4,713.45	7,769.14	0.00	0.00	0.00	0.00	0.00	0.00	\$1,228,265.00
28	Bus Sales					1,500.00	0.00	0.00	0.00	0.00	0.00	0.00	0.00	0.00	0.00	\$1,500.00
29	Bus Note Issuances		3,348,318.70													\$3,348,318.70
30	Pyrmnt in Lieu of Taxes		689,742.19													\$689,742.19
31	Woodbury LOLA Project Contrib.		3,132.49													\$3,132.49
32	Gas well		45,073.46	1,071.10	2,236.54	664.29	833.46	569.24	1,390.64	473.57	227.02	368.30	0.00		418.42	\$53,326.04
33	Auction Proceeds															
34	T-mobile Rental		106,640.00	24,966.00	26,220.00	26,220.00	26,220.00	26,220.00	28,710.90	30,153.00	32,665.75	30,153.00	30,153.00	18,946.13		\$407,267.78
35	Towerpoint Rental													10.00		\$10.00
36	Clearwire/Sprint Rental		42,265.33	25,267.96	23,840.52	26,741.21	27,543.48	28,369.73	29,220.84	30,097.48	31,000.43	50,745.36	0.00	0.00		\$315,092.34
37	SSF Project/Contribution Funds		1,593,484.08	150,535.24	53,314.55	15,400.27	105,936.77	63,213.89	1,603.00	47,467.91	1,311.85	136,549.22	75,328.18	8,370.00		\$2,252,514.96
38	SSF Project-Planetarium-HNB				50,000.00											\$50,000.00
39	SSF Project-Online Learning Center					93,900.00	0.00	0.00	0.00	0.00						\$93,900.00
40	SSF Project-Hot Spots-Pandemic										20,755.00	5,000.00	0.00	0.00		\$25,755.00
41	SSF FE Playground											175,000.00	1,477.88	0.00		\$176,477.88
42	Huntington Bank Planetarium Donation				75,000.00											\$75,000.00
43	Huntington Bank PLC Donation					15,000.00	15,000.00	15,000.00	15,000.00	0.00	0.00	0.00	0.00	0.00		\$60,000.00
44	City Reimb-repair of BB field(5/07)		24,020.00													\$24,020.00
45	Insurance Proceeds		254,323.66	8,342.81	2,362.56	18,244.88	0.00	2,539.29	6,469.86	139,807.72	66,717.01	0.00	2,191.52	0.00		\$500,999.31
46	Asbestos Litigation Settlement		13,441.51													\$13,441.51
47	PEP Repair of Ludlow		50,801.00													\$50,801.00
48	PTO Reimbursement		43,306.66		6,998.00		7,000.00	10,500.00	0.00	7,318.54	0.00	0.00	0.00	0.00		\$75,123.20
49	First Energy Rebate for Energy Savings (HB264)				57,128.00											\$57,128.00
50	Transfer fr. Fd1 (offset unused HB264 \$'s xfer fr. Fd4 to Fd2)				236,264.49											\$236,264.49
51	Transfer fr. Fd1 (OfficeMax & Medicaid)				2,000,000.00											\$2,000,000.00
52	USTA						20,000.00	0.00	0.00	0.00	0.00	0.00	0.00	0.00		\$20,000.00
53	FE Fire Library Grant										20,000.00	0.00	0.00	0.00		\$20,000.00
54																
55	TOTALS	\$0.00	\$9,889,110.91	\$212,268.41	\$2,533,691.20	\$199,108.66	\$188,729.87	\$171,125.60	\$30,131,733.82	\$11,991,344.22	\$2,307,967.84	\$2,064,305.65	\$115,486.29	\$95,684.02	\$59,900,556.49	\$0.00
56														\$0.00		
57																
58																